

Transportation Monitoring Report

North Bayshore District

PREPARED FOR

CITY OF MOUNTAIN VIEW,
CALIFORNIA



MAY 2024

FEHR & PEERS

Report

Spring 2024 North Bayshore District

Transportation Monitoring Report

Prepared for:
City of Mountain View, California

May 2024

SJ23-2233

FEHR  PEERS

Table of Contents

| | |
|---|-----------|
| Key Findings | i |
| 1. North Bayshore District Transportation Monitoring | 1 |
| 1.1 Report Organization..... | 1 |
| 2. Data Collection | 3 |
| 3. Existing Transportation Network | 4 |
| 3.1 Street System..... | 4 |
| 3.2 Pedestrian Facilities..... | 4 |
| 3.3 Bicycle Facilities | 4 |
| 3.4 Transit Service | 4 |
| 4. Existing Travel Patterns | 11 |
| 4.1 Gateway Vehicle Counts..... | 11 |
| 4.2 Vehicle Traffic Patterns by Time of Day | 13 |
| 4.3 Mode Share..... | 17 |
| 4.3.1 Peak Hour Mode Share..... | 17 |
| 4.3.2 3-Hour Peak Period Mode Share..... | 21 |
| 5. Traffic Trends Over Time | 24 |
| 5.1 Historical Volume Comparison..... | 24 |
| 5.2 Historical Mode Share Comparison..... | 27 |
| 5.2.1 Morning Inbound Peak Hour | 27 |
| 5.2.2 Morning Inbound 3-Hour Peak Period | 28 |
| 5.2.3 Evening Outbound Peak Hour | 30 |
| 5.2.4 Evening Outbound 3-Hour Peak Period | 32 |
| 5.3 Comparison to Pre-COVID and Post-COVID Spring Results | 33 |
| 5.3.1 Vehicle Volume Comparison | 33 |
| 5.3.2 Mode Share Comparison | 35 |
| 6. Definition of Gateway Capacity | 38 |
| 6.1 Gateway Trip Targets..... | 38 |
| 7. Gateway Trip Target Evaluation | 40 |

Appendices

Appendix A: Spring 2024 North Bayshore District Monitoring Data Collection Methods in Mountain View, California

Appendix B: Gateway Vehicle Counts

Appendix C: Data Tables for Figures

Appendix D: Vehicle Classification Counts

Appendix E: Historic Volume Comparison

List of Tables

| | |
|--|-----|
| Table ES-1: Gateway Trip Target Evaluation – Directional Peak Period | iii |
| Table 3-1: Existing Transit Service..... | 8 |
| Table 4-1: Spring 2024 Gateway Vehicle Volumes..... | 12 |
| Table 6-1: North Bayshore District Trip Cap Targets..... | 39 |
| Table 7-1: Gateway Trip Target Evaluation – Directional Peak Period | 40 |
| Table 7-2: Gateway Trip Target Evaluation – Directional Peak Hour | 42 |

List of Figures

| | |
|---|----|
| Figure 3-1: Street System | 5 |
| Figure 3-2: Sidewalk Gaps..... | 6 |
| Figure 3-3: Bicycle Facilities..... | 7 |
| Figure 3-4: VTA and ACE Transit Services in North Bayshore..... | 9 |
| Figure 3-5: Other Transit and Shuttle Services | 10 |
| Figure 4-1: Preferred Access to North Bayshore..... | 11 |
| Figure 4-2: Vehicle Traffic Patterns by Time of Day for All Gateways Combined..... | 13 |
| Figure 4-3: Inbound Vehicle Traffic by Time of Day by Gateway | 14 |
| Figure 4-4: Outbound Vehicle Traffic by Time of Day by Gateway | 14 |
| Figure 4-5: Inbound and Outbound Vehicle Traffic by Time of Day by Gateway..... | 15 |
| Figure 4-6: Gateway Inbound and Outbound Vehicle Traffic Patterns by Time of Day | 16 |
| Figure 4-7: Existing Morning Inbound Peak Hour Mode Share for Vehicles and Persons (Excludes TNC Drivers) | 18 |
| Figure 4-8: Existing Evening Outbound Peak Hour Mode Share for Vehicles and Persons (Excludes TNC Drivers) | 19 |
| Figure 4-9: Existing Morning inbound Peak Hour Persons by Gateway (Excludes TNC Drivers) | 19 |
| Figure 4-10: Existing Portion of Morning inbound Peak Hour Persons by Gateway (Excludes TNC Drivers) | 20 |
| Figure 4-11: Existing Evening Outbound Peak Hour Persons by Gateway (Excludes TNC Drivers) | 21 |
| Figure 4-12: Existing Portion of Evening Outbound Peak Hour Persons by Gateway (Excludes TNC Drivers) | 22 |
| Figure 4-13: Peak Hour and 3-Hour Peak Period Persons by Gateway (Excludes TNC Drivers) | 23 |
| Figure 5-1: Morning Peak Hour Inbound Vehicle Volumes Over Time | 24 |
| Figure 5-2: Morning 3-Hour Peak Period Inbound Vehicle Volumes Over Time..... | 25 |
| Figure 5-3: Evening Peak Hour Outbound Vehicle Volumes Over Time | 26 |
| Figure 5-4: Evening 3-Hour Peak Period Outbound Vehicle Volumes Over Time | 26 |
| Figure 5-5: Morning Inbound Peak Hour Person Mode Split Over Time..... | 27 |
| Figure 5-6: Morning Inbound Peak Hour Person Mode Split Over Time (Spring Observations) | 28 |
| Figure 5-7: Morning Inbound Peak Hour Person Mode Split Over Time (Fall Observations)..... | 28 |
| Figure 5-8: Morning Inbound 3-Hour Peak Period Person Mode Split Over Time (7:00 to 10:00 AM) | 29 |
| Figure 5-9: Morning Inbound 3-Hour Peak Period Person Mode Split Over Time (Based on 4-hour Observation) | 29 |

| | |
|---|----|
| Figure 5-10: Morning Inbound 3-Hour Peak Period Person Mode Split Over Time (Spring Observations) . | 30 |
| Figure 5-11: Morning Inbound 3-Hour Peak Period Person Mode Split Over Time (Fall Observations) | 30 |
| Figure 5-12: Evening Outbound Peak Hour Person Mode Split Over Time | 31 |
| Figure 5-13: Evening Outbound Peak Hour Person Mode Split Over Time (Spring Observations) | 31 |
| Figure 5-14: Evening Outbound Peak Hour Person Mode Split Over Time (Fall Observations) | 31 |
| Figure 5-15: Evening Outbound 3-Hour Peak Period Person Mode Split Over Time (Based on 4-hour Observation) | 32 |
| Figure 5-16: Evening Outbound 3-Hour Peak Period Person Mode Split Over Time (Spring Observations) | 32 |
| Figure 5-17: Evening Outbound 3-Hour Peak Period Person Mode Split Over Time (Fall Observations) | 33 |
| Figure 5-18: Morning Peak Hour Vehicle Trip Volume Comparison | 34 |
| Figure 5-19: Morning Peak Period Vehicle Trip Volume Comparison | 34 |
| Figure 5-20: Evening Peak Hour Vehicle Trip Volume Comparison | 35 |
| Figure 5-21: Evening Peak Period Vehicle Trip Volume Comparison | 35 |
| Figure 5-22: Morning Inbound Peak Hour Mode Share for Person Trip Comparison (Excludes TNC Drivers) | 36 |
| Figure 5-23: Morning Inbound Peak Period Mode Share for Person Trip Comparison (Excludes TNC Drivers) | 36 |
| Figure 5-24: Evening Outbound Peak Hour Mode Share for Person Trip Comparison (Excludes TNC Drivers) | 37 |
| Figure 5-25: Evening Outbound Peak Period Mode Share for Person Trip Comparison (Excludes TNC Drivers) | 37 |
| Figure 7-1: Directional Peak Period Gateway Vehicle Trip Cap Comparison for Shoreline Boulevard and Rengstorff Avenue Combined | 40 |
| Figure 7-2: Percent of North Bayshore District Trip Cap (All Gateways Combined) Comparisons | 41 |

Key Findings

This report summarizes the results of the Spring 2024 North Bayshore District Transportation Monitoring. Since February of 2014, the City of Mountain View has collected data on vehicle and person trips in the North Bayshore District during the morning 3-hour peak period. Starting Fall 2017, the monitoring efforts were expanded to also include the evening 3-hour peak period. Below is a summary of the key findings of this report.

- **Gateway Trip Cap Monitoring Overview:** The 2014 and 2017 North Bayshore Precise Plans both contain vehicle trip cap policies for the North Bayshore gateways. The 2021 *North Bayshore Circulation Feasibility Study* (Circulation Study) changed the vehicle trip cap to a directional morning inbound 3-hour peak period and evening outbound 3-hour peak period for Shoreline Boulevard and Rengstorff Avenue combined. The Spring 2024 volumes presented in this report are compared to the 2021 Circulation Study directional trip targets.
- **Spring 2024 Observation Condition:** The Spring 2024 observations continue to reflect a hybrid work schedule where many employees do not come to North Bayshore every weekday. The observed travel behavior continues to indicate a drive-alone percentage that is higher than was typical prior to the COVID-19 pandemic.
- **Gateway Trip Cap Monitoring:** Each of the three gateways are below their peak period vehicle trip cap during both the morning and evening periods. Shoreline Boulevard and Rengstorff Avenue gateways combined have remaining capacity of 33% during morning peak period and 34% during evening peak period (i.e., in compliance with the gateway trip cap policy). Please see **Table ES-1** for additional information.
- **Morning Peak Period and Peak Hour:** The morning vehicle 3-hour peak period is from 8:00 AM to 11:00 AM, with the peak hour occurring from 8:30 AM to 9:30 AM.
- **Evening Peak Period and Peak Hour:** The evening vehicle 3-hour peak period is from 3:00 PM to 6:00 PM, with the peak hour occurring from 4:45 PM to 5:45 PM.
- **Morning Combined Gateway Mode Share:** In the morning peak hour, people enter North Bayshore using the following modes: 63% in single-occupant vehicles (SOVs), 17% in shared-ride vehicles, 16% on transit, 3% biking, and 1% walking. The morning inbound peak hour SOV mode share has varied since monitoring began, from as low as 49% in the Fall of 2017 to as high as 70% in Fall of 2021 (during the COVID-19 pandemic). Compared to Fall 2023, transit mode share decreased while shared-ride vehicles mode share increased.
- **Evening Combined Gateway Mode Share:** In the evening peak hour, people exit North Bayshore using the following modes: 63% in single-occupant vehicles, 18% in shared-ride vehicles, 14% on transit, 3% biking, and 2% walking.
- **Shoreline Boulevard Peak Vehicle Volume:** The Shoreline Boulevard gateway experiences distinct peaks with the peak volumes occurring between 8:30 AM and 9:30 AM and between 4:30 and 5:30 PM.



- **Rengstorff Avenue Peak Vehicle Volume:** The Rengstorff Avenue Gateway experiences distinct peaks similar to Shoreline Boulevard, with the highest volumes occurring between 8:30 AM and 9:30 AM and between 4:45 and 5:45 PM.
- **San Antonio Road Peak Vehicle Volume:** The San Antonio Gateway has less distinct peaks and the lowest volumes of the gateways. A slight peak occurs between 9:00 and 10:00 AM and between 5:00 and 6:00 PM.
- **Most Used Gateways in the Morning:** Shoreline Boulevard and Rengstorff Avenue are the most heavily used gateways into the North Bayshore District; they carry about 87% of the vehicles that enter the district in the morning peak hour. This is consistent with the historical observations where Shoreline Boulevard and Rengstorff Avenue were typically the most used.
- **Most Used Gateway in the Evening:** The Shoreline Boulevard Gateway carries the most traffic during the evening peak hour (50% of all outbound traffic), while the Rengstorff Avenue Gateway carries 36% of the outbound traffic.
- **Least Used Gateway:** The San Antonio Gateway is the most lightly used in the morning and evening peak hours.
- **Most Used Gateways by Transit Vehicles:** During the morning peak hour, the Rengstorff Avenue and Shoreline Boulevard Gateways serve about 73% of all transit riders. During the evening peak hour, the Rengstorff Avenue and San Antonio Road Gateways serve about 82% of all transit riders.



Table ES-1: Gateway Trip Target Evaluation – Directional Peak Period

| Gateway | Morning Inbound | | | | Evening Outbound | | | |
|---|---------------------|-----------------------|---------------------------------|-------------------------------|---------------------|-----------------------|---------------------------------|-------------------------------|
| | Volume ¹ | Trip Cap ² | Remaining Trip Cap ¹ | Percent of Trip Cap Remaining | Volume ¹ | Trip Cap ³ | Remaining Trip Cap ¹ | Percent of Trip Cap Remaining |
| Shoreline Boulevard & Rengstorff Avenue | 10,920 | 16,350 | 5,430 | 33% | 10,050 | 15,330 | 5,280 | 34% |

Note:

1. Vehicle volumes rounded to nearest 10.
2. Based on the 2021 Circulation Study directional trip cap during the morning peak period.
3. Based on the 2021 Circulation Study directional trip cap during the evening peak period.

Source: Fehr & Peers, 2024.



1. North Bayshore District Transportation Monitoring

The North Bayshore District has a vehicle trip cap for each of the three gateways (roadways) at San Antonio Road, Rengstorff Avenue, and Shoreline Boulevard. The vehicle trip caps are specified in the *North Bayshore Precise Plan* (adopted December 2017). The 2021 *North Bayshore Circulation Feasibility Study* (Circulation Study) changed the vehicle trip cap to a directional morning inbound 3-hour peak period and evening outbound 3-hour peak period for Shoreline Boulevard and Rengstorff Avenue combined. The Spring 2024 traffic volumes are compared below to the proposed gateway trip target from the Circulation Study. The performance of the gateways relative to the gateway trip targets are monitored twice a year in the Spring and Fall. The City uses this report to evaluate whether current North Bayshore development and travel behavior is conforming to the vehicle trip targets and other NBPP policy goals. Since Fall 2017, the vehicle classification and bus occupancy observation periods have been expanded from three hours to four hours to ensure that the peak period person demand is fully captured. Starting in the Fall of 2022, the transportation network companies (TNC) (e.g., Uber, Lyft, etc.) with 2 persons per vehicle have been shifted from the carpool classification to the single-occupancy vehicle mode classification.¹

1.1 Report Organization

The remainder of the report is organized into the following chapters:

Chapter 2 - Data Collection describes the types of transportation data gathered.

Chapter 3 - Existing Transportation Network describes the existing transportation network at the time of the data collection activities.

Chapter 4 - Existing Travel Patterns describes the results of the gateway vehicle counts (gateway volumes) and gateway mode splits.

Chapter 5 - Traffic Trends Over Time presents gateway peak hour and peak period volume and mode split data for morning inbound and evening outbound traffic for this and previous monitoring cycles, and describes the resulting trends over time.

Chapter 6 - Definition of Gateway Capacity describes the gateway capacity, gateway throughput, and trip targets.

¹ SOV vehicle and person trip modes = SOV, TNC 1 (1 person per vehicle; the driver) and TNC 2 (2 persons per vehicle; the driver and a passenger).



Chapter 7 - Gateway Trip Target Evaluation compares the observed directional morning inbound 3-hour peak period and evening outbound 3-hour peak period for Shoreline Boulevard and Rengstorff Avenue combined to the directional trip targets.



2. Data Collection

To fully assess transportation conditions at the North Bayshore District gateways, the following data was collected:

- Daily (24-hour) traffic counts at ten roadway locations throughout North Bayshore (including the gateways), and 4-hour peak period turning movement counts at two key intersections where internal traffic pass through the gateways (San Antonio Road and Bayshore Parkway, and Shoreline Boulevard and La Avenida-US 101 Northbound Ramps intersections);
- Peak period vehicle classification observations at seven roadway locations;
- Peak period bus occupancy observations at 17 bus stop locations that serve both public and private transit vehicles.

All data was collected on a Tuesday, Wednesday and/or Thursday between January 21st and February 3rd, 2024. Due to rainy weather conditions during the data collection period, higher daily variation in traffic volumes were expected, thus an additional week of data was collected between February 11th and February 17th to supplement the typical two weeks of monitoring data (a total of three weeks). Starting in Fall of 2023, three additional days of bike and pedestrian counts were collected to better understand the active transportation patterns during the Spring and Fall monitoring periods. A complete description of the data collection methods can be found in **Appendix A**.



3. Existing Transportation Network

Each North Bayshore District Transportation Monitoring report represents a snapshot in time of the travel behavior at the North Bayshore gateways. Over time, the transportation network and land uses will change. This section documents the existing streets, pedestrian, bicycle, and transit facilities at the time of the data collection.

3.1 Street System

US 101 and SR 85 provide regional access to the study area. The following streets provide local access and are considered the North Bayshore gateways: Shoreline Boulevard, La Avenida, Rengstorff Avenue, San Antonio Road, and Bayshore Parkway. These freeways and streets are shown on **Figure 3-1**.

3.2 Pedestrian Facilities

Pedestrian facilities include sidewalks, curb ramps, crosswalks and off-street paths that are meant to provide safe and convenient routes for pedestrians to access destinations such as institutions, businesses, public transportation, and recreation facilities. Most streets in North Bayshore include at least a four-foot wide sidewalk on one or both sides, but some do not. **Figure 3-2** shows the gaps in the existing sidewalk system. The City and regional trail network is shown with the bicycle facilities.

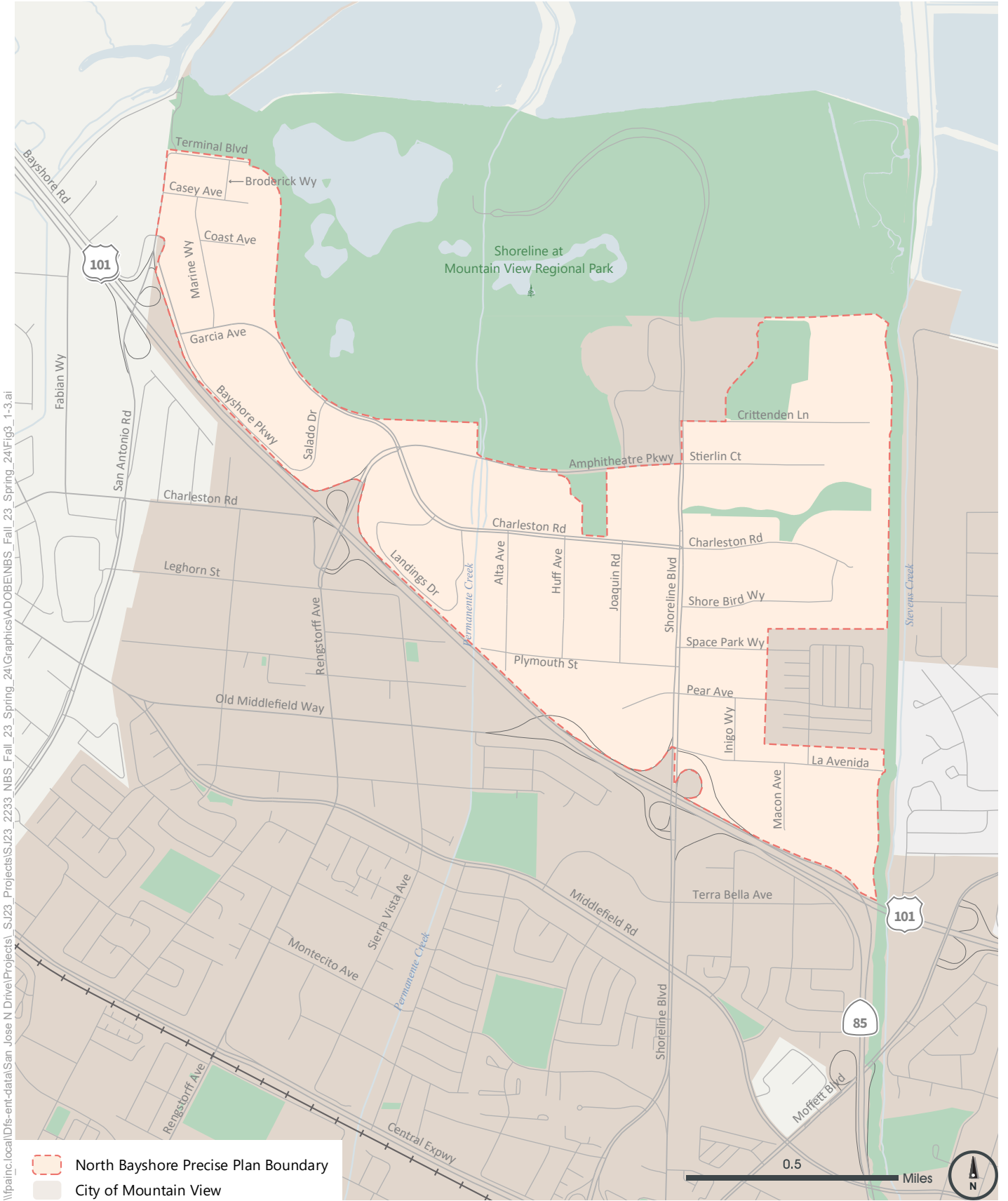
3.3 Bicycle Facilities

The bicycle network supports bicycling for both commuting and recreational purposes. **Figure 3-3** shows the location of existing bicycle facilities, the city's and regional trail network (Permanente Creek Trail, Stevens Creek Trail, and the Bay Trail), including pedestrian/bicycle crossings and barriers to pedestrian and bicycle travel.

3.4 Transit Service

North Bayshore is served by both public transit and private shuttle services. Public transit routes that serve the North Bayshore area include Santa Clara Valley Transportation Authority (VTA) Route 40, ACE Orange Route, as well as MVgo Routes B, C, and D. Private shuttle services are provided by Google and Intuit. **Figure 3-4** displays the VTA and ACE shuttle routes in and near the North Bayshore District, and **Table 3-1** shows the span of service and frequency of the public transit routes that serve North Bayshore. **Figure 3-5** shows route information for other transit and shuttle services.

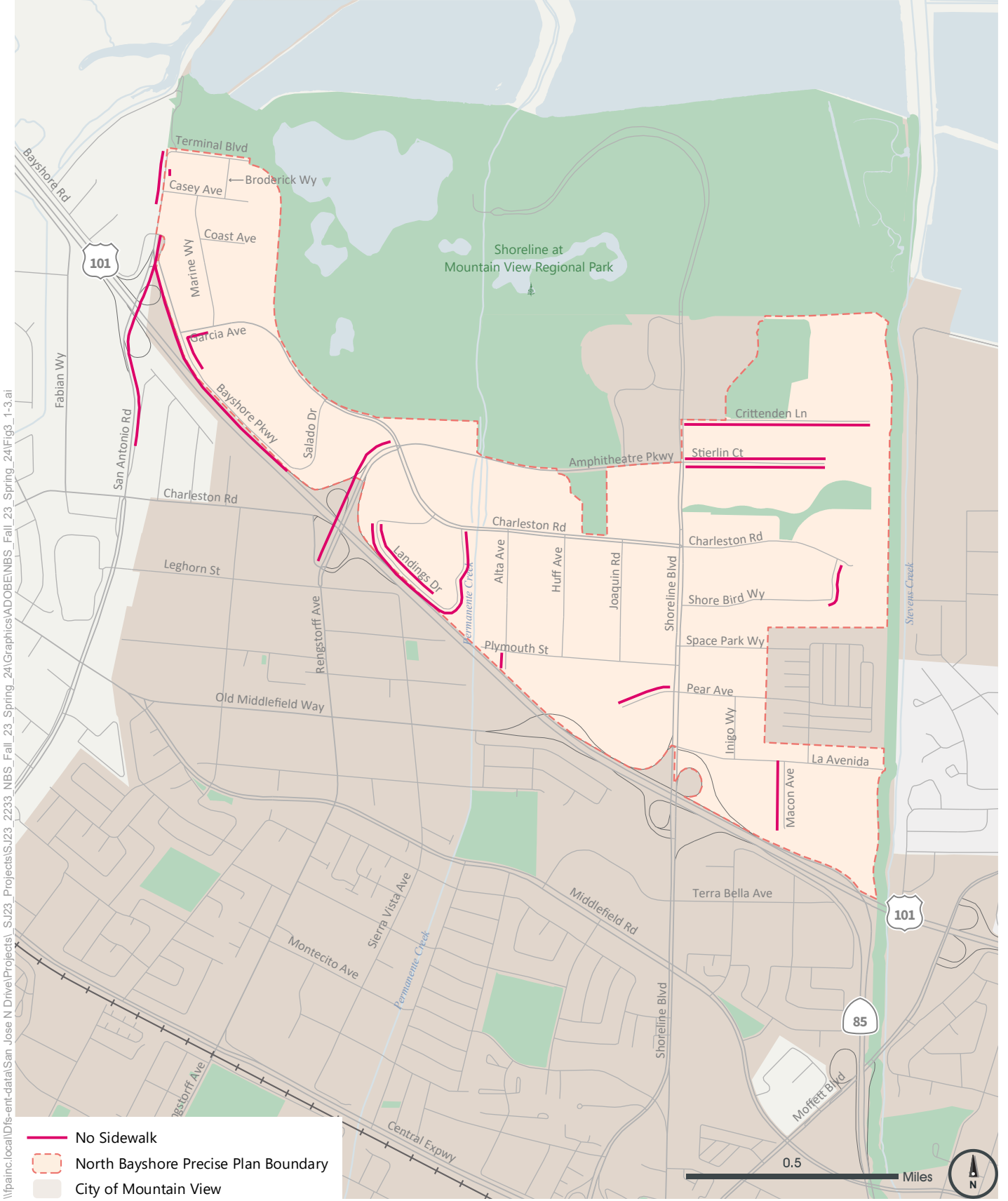




\\fpa\nci\local\dfs-ent-data\San_Jose_N_Drive\Projects\SJ23_Projects\SJ23_2233_NBS_Fall_23_Spring_24\Graphics\ADOBE\NBS_Fall_23_Spring_24\Fig3_1-3.ai



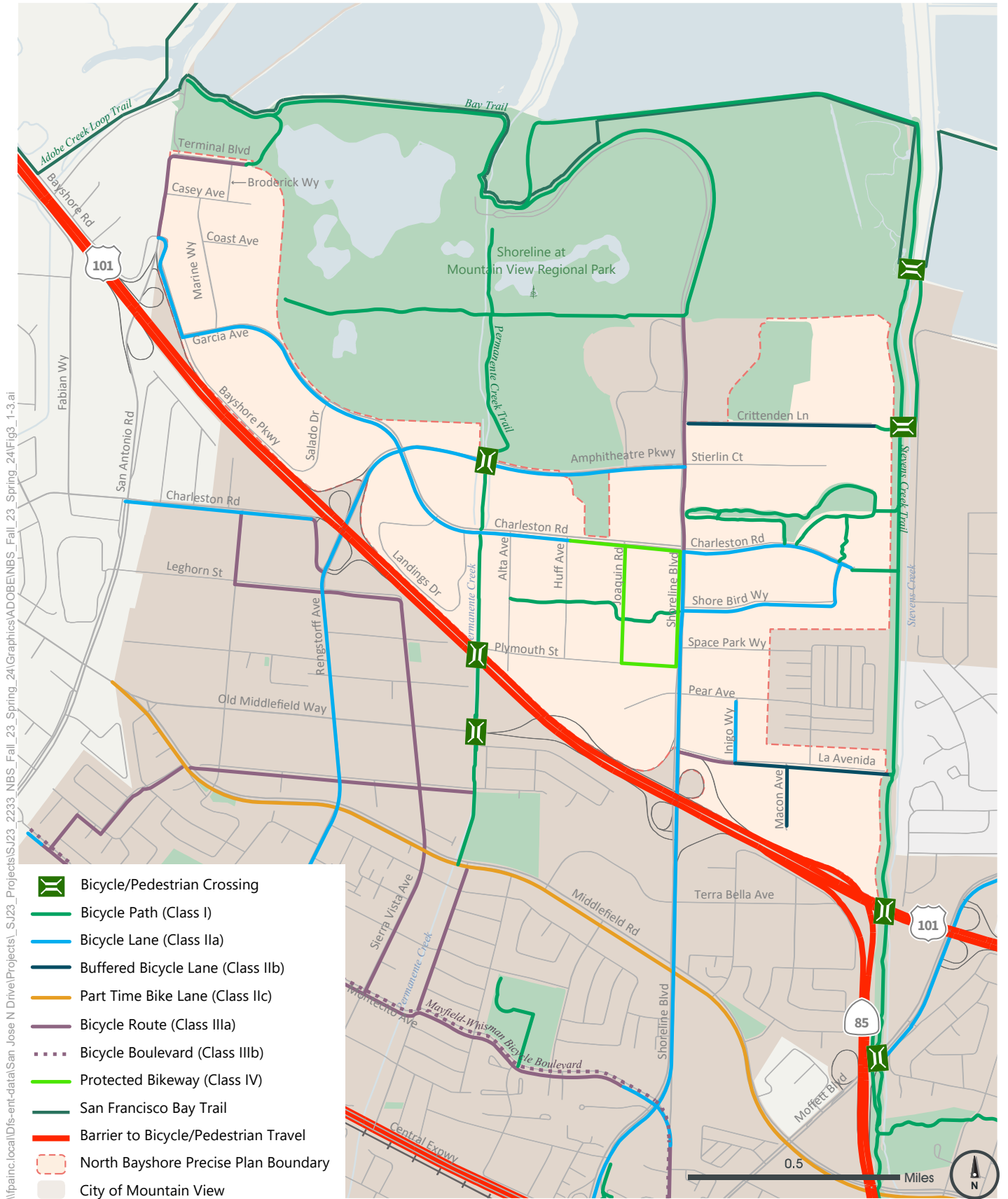
Figure 3-1
Existing Street System



\\fpa\nc\local\dfs-ent-data\San_Jose_N_Drive\Projects\SJ23_Projects\SJ23_2233_NBS_Fall_23_Spring_24\Graphics\ADOBE\NBS_Fall_23_Spring_24\Fig3_1-3.ai



Figure 3-2
Sidewalk Gaps



Data Resource: <https://maps.mountainview.gov/arcgis/rest/services/Public/StreetBikeNetwork/MapServer/2>

Figure 3-3
Bicycle Facilities



Table 3-1: Existing Transit Service

| Route | From | To | Weekdays | | | Weekends | |
|-----------------|---|---|---|-------------------------------|---------|---|-------------------------------|
| | | | Operating Hours | Headway (minute) ¹ | | Operating Hours | Headway (minute) ¹ |
| | | | | Peak | Mid-Day | | |
| Bus | | | | | | | |
| 40 | Foothill College | Mountain View Transit Center | 6:40 AM - 10:50 PM (NB) | 20 | 30 | Saturday: 8:55 AM - 6:40 PM (NB) 8:20 AM - 6:10 PM (SB) | 50 |
| | | | 6:30 AM - 10:10 PM (SB) | | | Sunday (San Antonio and Lyell): 9:25 AM - 6:00 PM (NB) 9:40 AM - 5:40 PM (SB) | 45 |
| Shuttles | | | | | | | |
| ACE Orange | Mountain View Station | Great America ACE Station | 3:00 PM - 6:40 PM (EB) 6:00 AM - 10:00 AM (WB) | 60 | N/A | N/A | N/A |
| MVgo | (B) Downtown Mountain View Transit Center | Shoreline, La Avenida, Crittenden | 6:30 AM - 10:30 AM 3:25 PM - 7:50 PM | 20 | N/A | No Weekend Service | |
| | (C) Downtown Mountain View Transit Center | Charleston, Garcia, and San Antonio (counterclockwise loop) | 7:00 AM - 10:30 AM 3:20 PM - 7:50 PM | 15 | N/A | No Weekend Service | |
| | (D) Downtown Mountain View Transit Center | San Antonio, Garcia, and Charleston (clockwise loop) | 6:40 AM - 10:30 AM 3:00 PM - 7:50 PM | 15 | N/A | No Weekend Service | |

Notes:

1. Headways are defined as the time between transit vehicles on the same route.

Source: VTA, ACE and MVgo, 2024.



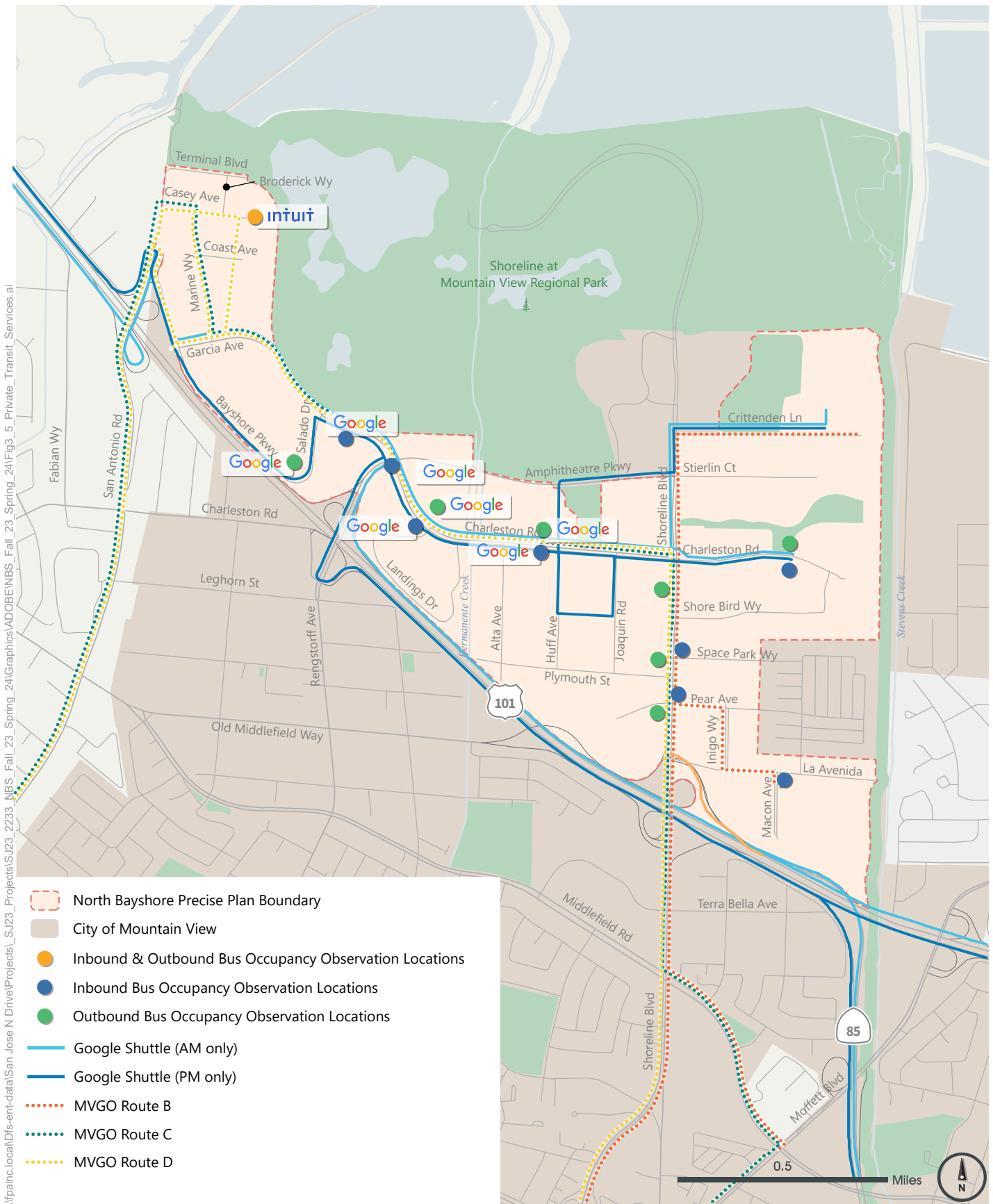
\\painsc.local\dfs\ent-data\San_Jose_N_Drive\Projects\SJ23_Projects\SJ23_2233_NBS_Fall_23_Spring_24\Fig3_4_Transit_Service.ai



Figure 3-4

Existing Transit Services in North Bayshore





* MVgo bus stops not shown. MVgo bus stop observations were not needed because MVgo provided ridership data.



Figure 3-5
Other Transit and Shuttle Services

4. Existing Travel Patterns

This section presents information regarding vehicles and persons entering and exiting the North Bayshore District. This includes gateway vehicle counts, vehicle traffic patterns by time of day, gateway volume-to-vehicle trip target comparisons, and mode split.

4.1 Gateway Vehicle Counts

Vehicle usage of the North Bayshore gateways is presented below using several figures and graphics. This information establishes the current usage of all North Bayshore gateways combined, as well as at each gateway individually. Morning and evening peak hours and 3-hour peak periods two-way total volumes are presented. Detailed traffic counts are included as **Appendix B** of this report.

As shown in **Figure 4-1**, the three vehicular access points to the North Bayshore district are San Antonio Road, Rengstorff Avenue, and Shoreline Boulevard. **Table 4-1** below presents the inbound, outbound, and total vehicle counts at each gateway, both for the peak hour and for the 3-hour peak period.

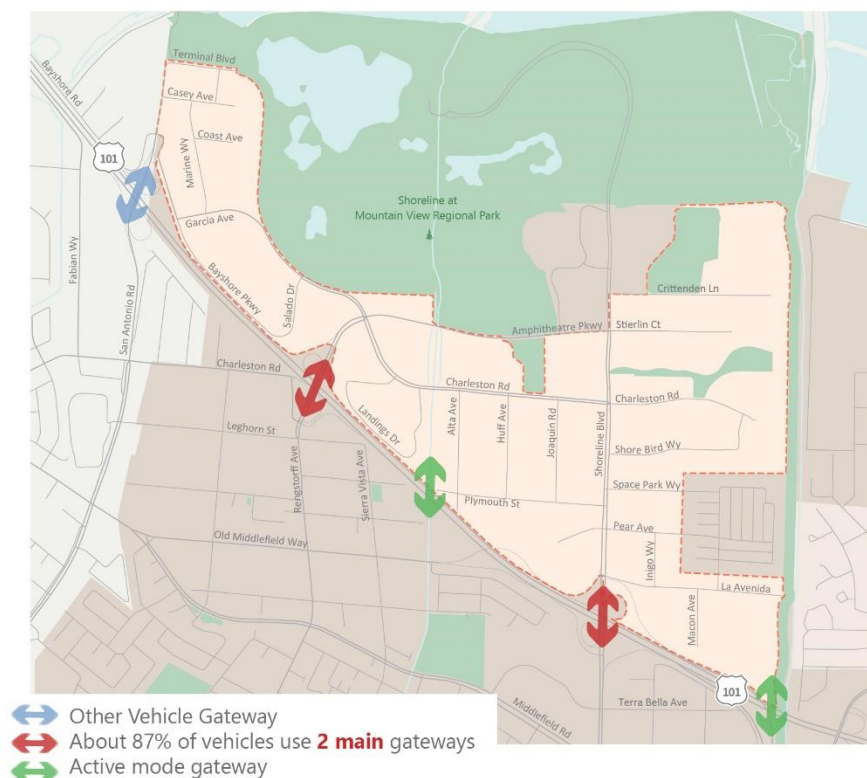


Figure 4-1: Preferred Access to North Bayshore

Of the three vehicle gateways, Shoreline Boulevard and Rengstorff Avenue are the most used gateways, carrying about 87% of the total inbound vehicular traffic during morning peak hour. This is a consistent



trend from previous monitoring observations where Shoreline Boulevard and Rengstorff Avenue are the most used gateways, except for Spring 2022 where San Antonio had higher volumes than Rengstorff (while the number of commuters had decreased during that time, San Antonio was still used by recreational travelers accessing Shoreline Regional Park). In the evening peak hour, approximately half of the traffic uses Shoreline Boulevard to leave North Bayshore, while another 36% of the evening outbound peak hour trips use Rengstorff Avenue.

Table 4-1: Spring 2024 Gateway Vehicle Volumes

| Gateway ¹ | Morning ^{2,3} | | | | Evening ^{2,3} | | | |
|---------------------------|------------------------|--------------|---------------|------------------|------------------------|---------------|---------------|-------------------|
| | Inbound | Outbound | Total | % Inbound Volume | Inbound | Outbound | Total | % Outbound Volume |
| Peak Hour | | | | | | | | |
| San Antonio Road | 640 | 140 | 780 | 13% | 240 | 620 | 860 | 14% |
| Rengstorff Avenue | 2,200 | 250 | 2,450 | 44% | 340 | 1,560 | 1,900 | 36% |
| Shoreline Boulevard | 2,170 | 550 | 2,720 | 43% | 740 | 2,110 | 2,850 | 50% |
| Total | 5,010 | 940 | 5,950 | 100% | 1,320 | 4,290 | 5,610 | 100% |
| 3-Hour Peak Period | | | | | | | | |
| San Antonio Road | 1,610 | 410 | 2,020 | 13% | 670 | 1,480 | 2,150 | 13% |
| Rengstorff Avenue | 4,920 | 750 | 5,670 | 39% | 910 | 4,100 | 5,010 | 36% |
| Shoreline Boulevard | 6,000 | 1,700 | 7,700 | 48% | 2,160 | 5,950 | 8,110 | 51% |
| Total | 12,530 | 2,860 | 15,390 | 100% | 3,740 | 11,530 | 15,270 | 100% |

Notes:

1. The tube count data collection was interrupted due to equipment damage at northbound San Antonio Road between Bayshore Road and Casey Avenue on Thursday, January 25th. A recount was conducted from February 11th to 17th to account for the missing data.
2. Vehicle volumes rounded to nearest 10.
3. The morning vehicle 3-hour peak period is from 8:00 to 11:00 AM, with the peak hour occurring from 8:30 to 9:30 AM. The evening vehicle 3-hour peak period is from 3:00 to 6:00 PM, with the peak hour occurring from 4:45 to 5:45 PM.

Source: Fehr & Peers, 2024.

The volumes reported in the monitoring report are an average of a multiday observation. The gateway volumes presented in **Table 4-1** take into account the day-to-day variation and provide a buffer (described below and in **Appendix C**) when comparing to the gateway trip target. We report the average because of the natural day-to-day variation in traffic volumes. The reader can see the detailed summary of the minimum and maximum volumes by direction for each gateway in **Appendix C**. Also included in **Appendix C** is the range of the variation; the day-to-day variation is expressed as a percentage of the minimum and maximum volumes from the average traffic during morning and evening peak hour and 3-hour peak period vehicle volumes.



At all gateways during the morning peak hour, the two-way day-to-day variation is less than +/- 5 percent. The combined gateways day-to-day variation during the morning peak hour is less than +/- 3 percent and during the evening peak hour is less than +/- 5 percent. Peak period variation shows a similar pattern. The peak period day-to-day variation shows that the combined gateways day-to-day variation is less than +/- 6 percent during the morning peak period and evening peak period. To put these observations in context, a general rule-of-thumb is that a street volume can vary by +/- 10 percent from one day to the next.

4.2 Vehicle Traffic Patterns by Time of Day

Figure 4-2 displays the inbound, outbound, and total vehicular volumes throughout the day for all gateways combined.

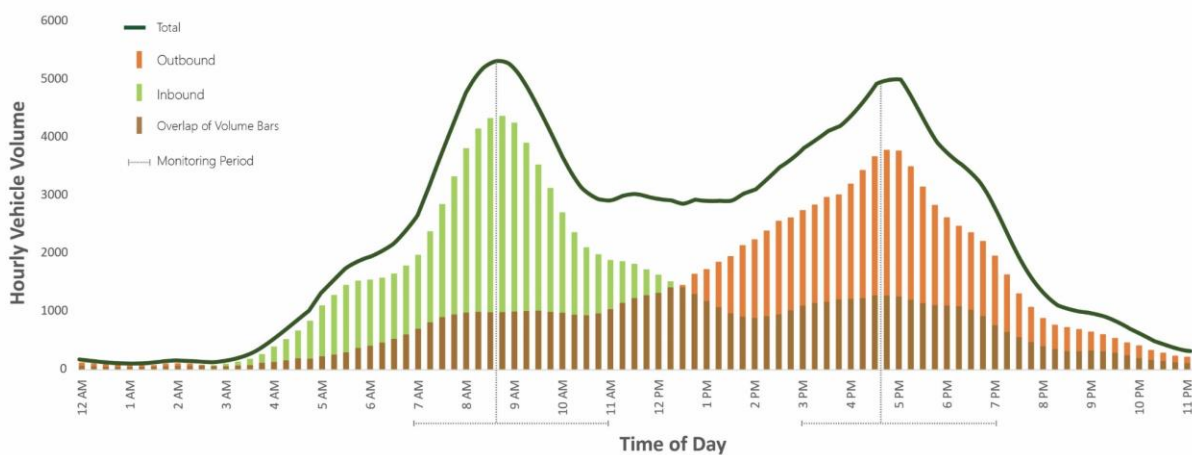


Figure 4-2: Vehicle Traffic Patterns by Time of Day for All Gateways Combined

The 3-hour period with the most inbound vehicle activity is from 8:00 AM to 11:00 AM, and the 3-hour period with the most outbound vehicle activity is from 3:00 PM to 6:00 PM. Considering both directions of travel combined, the morning peak hour starts at 8:30 AM while the evening peak hour starts at 4:45 PM. During the mid-day period from 11:00 AM to 3:00 PM, the two-way total traffic is relatively balanced directionally.



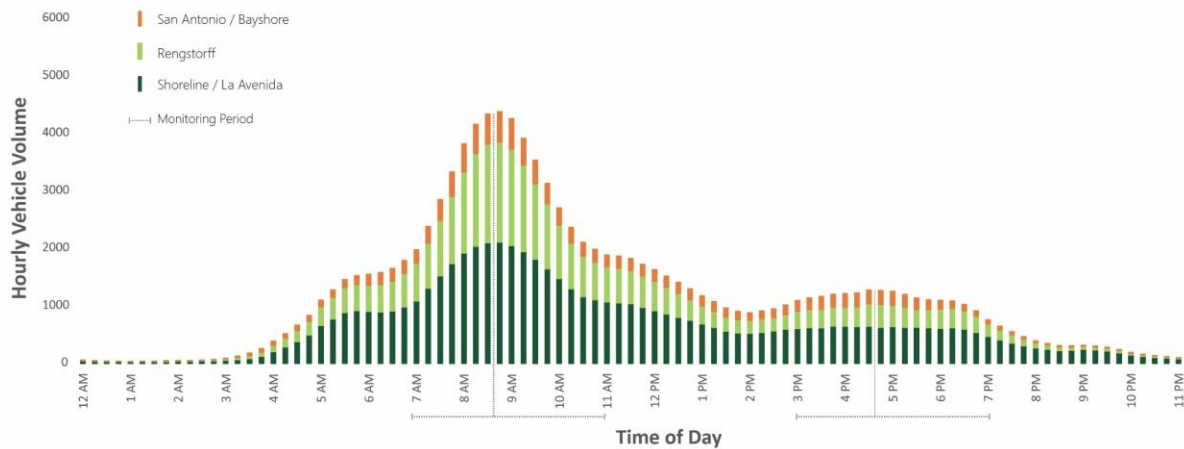


Figure 4-3: Inbound Vehicle Traffic by Time of Day by Gateway

Figure 4-3 presents inbound vehicle traffic by gateway. The gateways are arranged from greatest to least vehicle volume. The combined gateway peak hour is 8:30 AM to 9:30 AM. Shoreline Boulevard and Rengstorff Avenue gateways peak around the same time starting at 8:30 AM. The San Antonio Road gateway peak starts 30 minutes later at 9:00 AM. For the remainder of the day, the amount of inbound traffic remains relatively consistent.

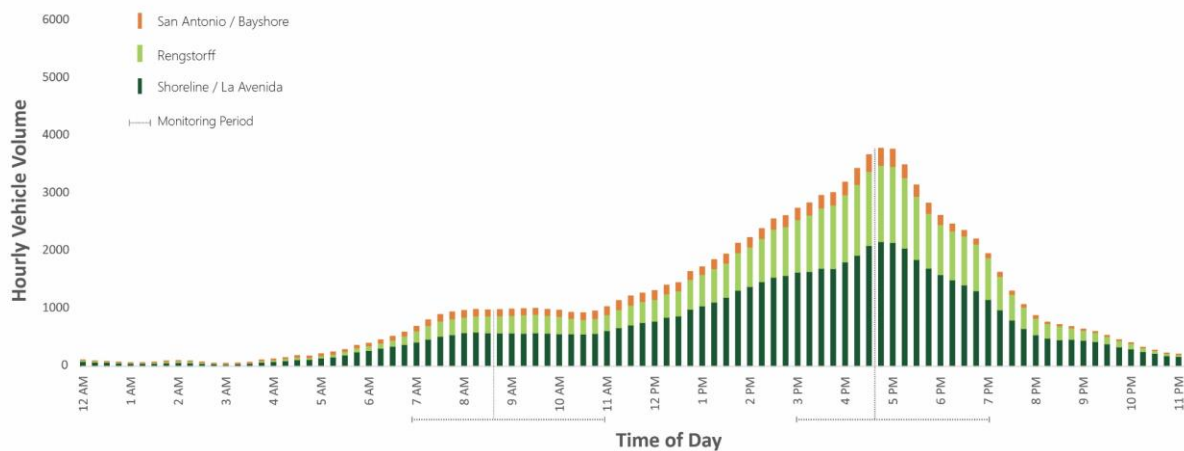


Figure 4-4: Outbound Vehicle Traffic by Time of Day by Gateway

Outbound vehicle traffic is shown in **Figure 4-4** for each of the three gateways. The combined gateway peak hour is 4:45 PM. The afternoon peaks occur at 4:30 PM for Shoreline Boulevard gateway and at 4:45 PM for Rengstorff Avenue gateway. The evening peak for San Antonio Road occurs at 5:00 PM.



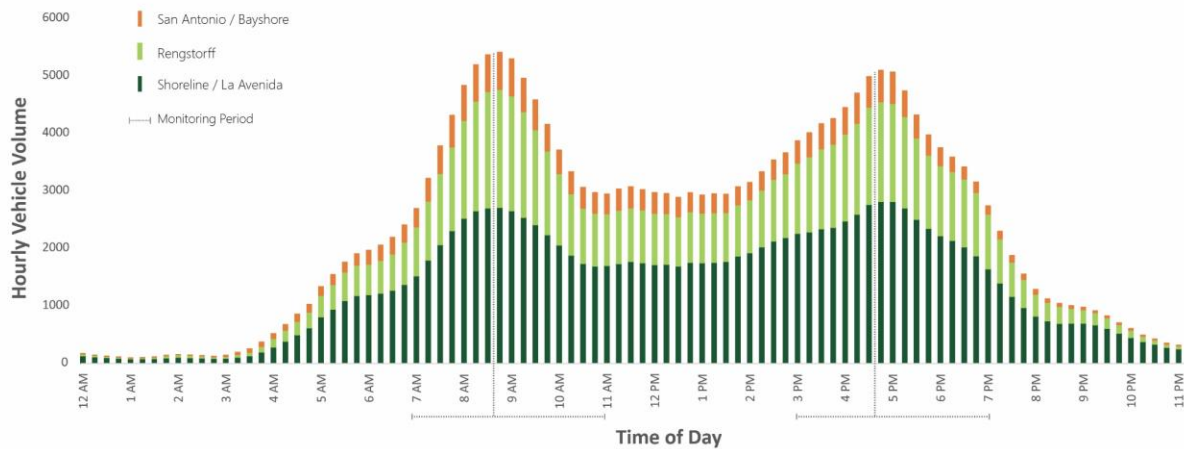
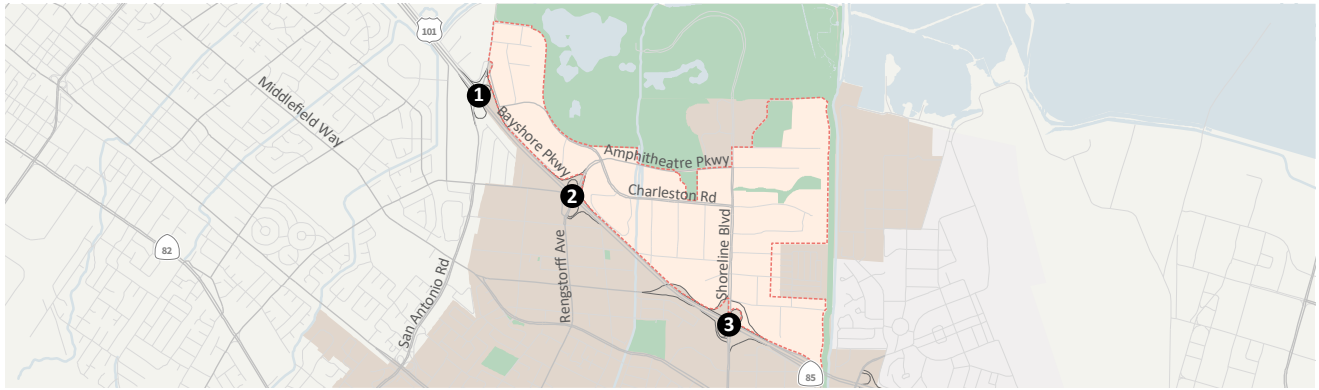


Figure 4-5: Inbound and Outbound Vehicle Traffic by Time of Day by Gateway

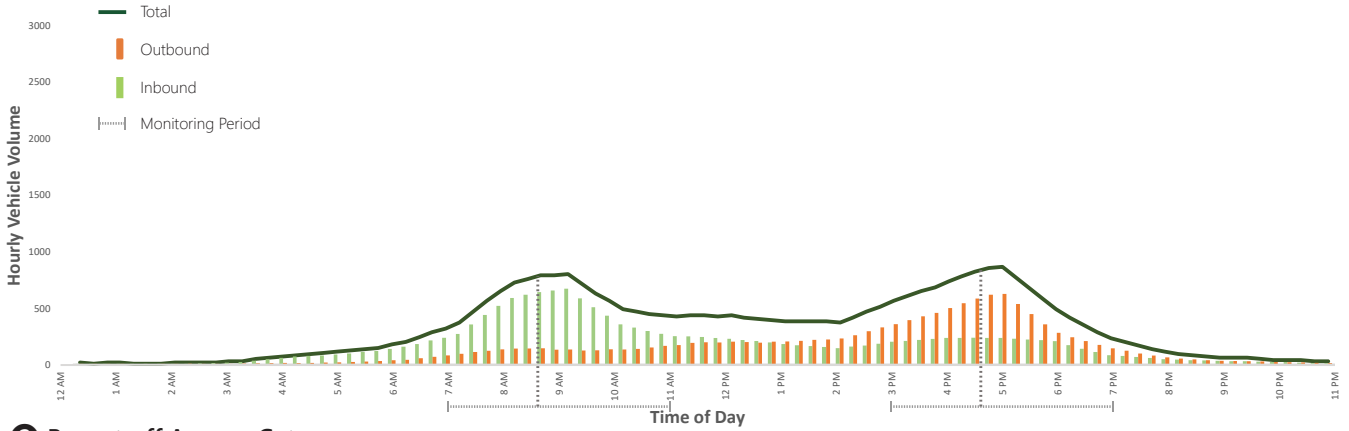
Figure 4-5 presents total two-way daily vehicle traffic usage of each gateway as a portion of total traffic. Shoreline Boulevard serves the highest traffic volumes through all hours of the day, followed by Rengstorff Avenue, and then San Antonio Road. **Appendix C** includes inbound, outbound, and total vehicle volume data for all gateways.

Similar information for each gateway individually is shown in **Figure 4-6**. As described previously, San Antonio Road is the most lightly used of the three gateways. Shoreline Boulevard and Rengstorff Avenue have similar peak traffic usage during the morning and evening periods.

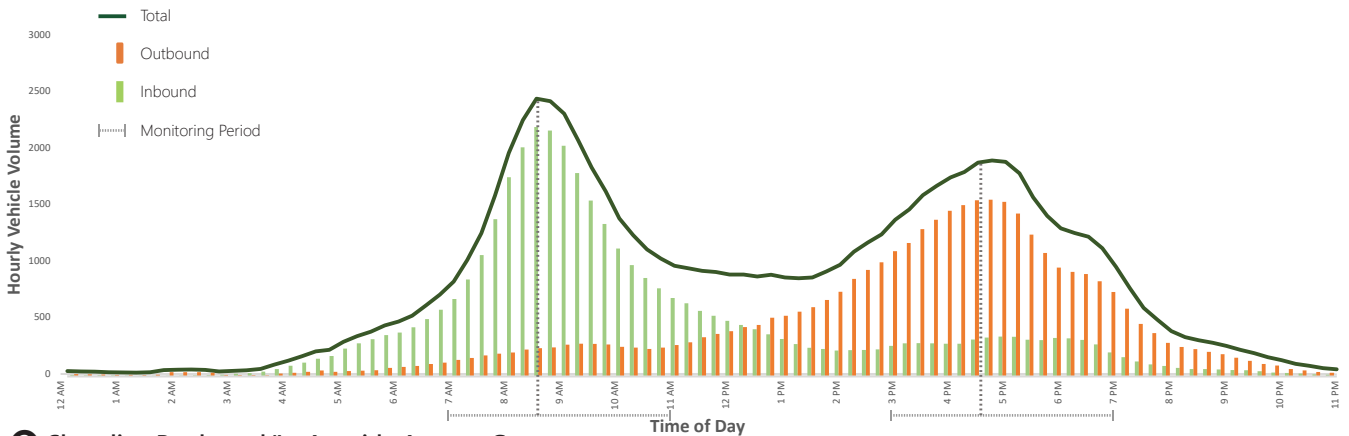




1 San Antonio Road Gateway



2 Rengstorff Avenue Gateway



3 Shoreline Boulevard/La Avenida Avenue Gateway

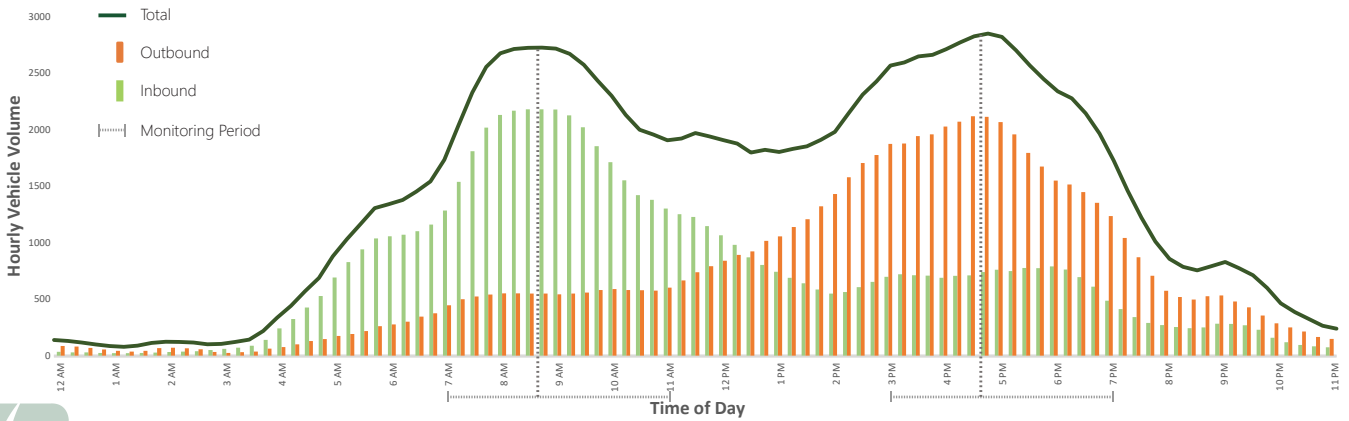


Figure 4-6
Gateway Inbound and Outbound Vehicle Traffic Patterns by Time of Day

4.3 Mode Share

To get to and from the North Bayshore area, people can choose to drive-alone, carpool, take transit, bike, or walk. To enhance non-drive-alone choices, employers in North Bayshore have been using transportation demand management (TDM) programs that offer transit passes, employee shuttles, active transportation (bicycling and walking) incentives, carpool/vanpool incentives, and other methods to reduce daily commute stress on their employees and to reduce the number of single-occupant vehicle (SOV) trips. Per the 2017 NBPP, the City has set a person mode share target of no more than 45% SOV (of all person trips) usage at the North Bayshore gateways. The Circulation Study modified the site-specific TDM Plan policy to a 35% to 40% morning peak hour inbound SOV mode share at non-residential development driveways. Below is a summary of the mode share for travel across all gateways combined and at each individual gateway. The focus of this presentation is the peak direction of travel – inbound in the morning and outbound in the evening – since those are the trips that are most affected by TDM programs and that contribute most to the gateway volumes.

Starting in the Fall of 2021, the transportation network companies (TNC) (e.g., Uber, Lyft, etc.) with 2 persons per vehicle are no longer included in the carpool classification and instead have been shifted to the single-occupancy vehicle mode classification.² It should be noted that January to February is outside of the peak season for active mode commuting, thus the observed mode shares of pedestrians and bicyclists in this monitoring period will likely be different from the mode shares during the peak season.

4.3.1 Peak Hour Mode Share

This section describes the vehicle and person mode share for all gateways combined and each gateway separately, for the morning peak hour (8:30 to 9:30 AM) and the evening peak hour (4:45 to 5:45 PM). Tables with data for **Figure 4-7** to **Figure 4-13** are included in **Appendix C**³ and **Appendix D**. The figures in this section include mode share for persons and vehicles with and without Transportation Network Company (TNC) drivers. The emergence of TNC vehicles has triggered an alternative accounting of vehicle occupancy that excludes TNC drivers from the vehicle occupancy observations because they are providing a service and are not part of the traveling public with an origin or destination in North Bayshore. All figures express the mode share excluding the TNC drivers to express the North Bayshore person volume without these drivers.

4.3.1.1 All Gateways Combined

As shown on **Figure 4-7**, most vehicles (82%) entering North Bayshore during the morning peak hour are SOVs; these vehicles transport 63% of people who enter the area. An additional 17% of people arrive using carpools. 16% of commuters use public transit and shuttles, which make up only 3% of the total number of vehicles entering the area. 3% of commuters bike, and 1% walk. Given the low number of TNC

² SOV vehicle and person trip mode classification = SOV, TNC 1 (1 person per vehicle; the driver) and TNC 2 (2 persons per vehicle; the driver and a passenger).

³ Appendix C includes mode share tables for persons and vehicles without and with Transportation Network Company (TNC) (e.g., Uber, Lyft, etc.) drivers.



vehicles⁴ (<1% of all vehicles), the mode share estimates with and without the TNC drivers are similar, though the person volume is approximately 130 persons fewer when excluding the TNC drivers.

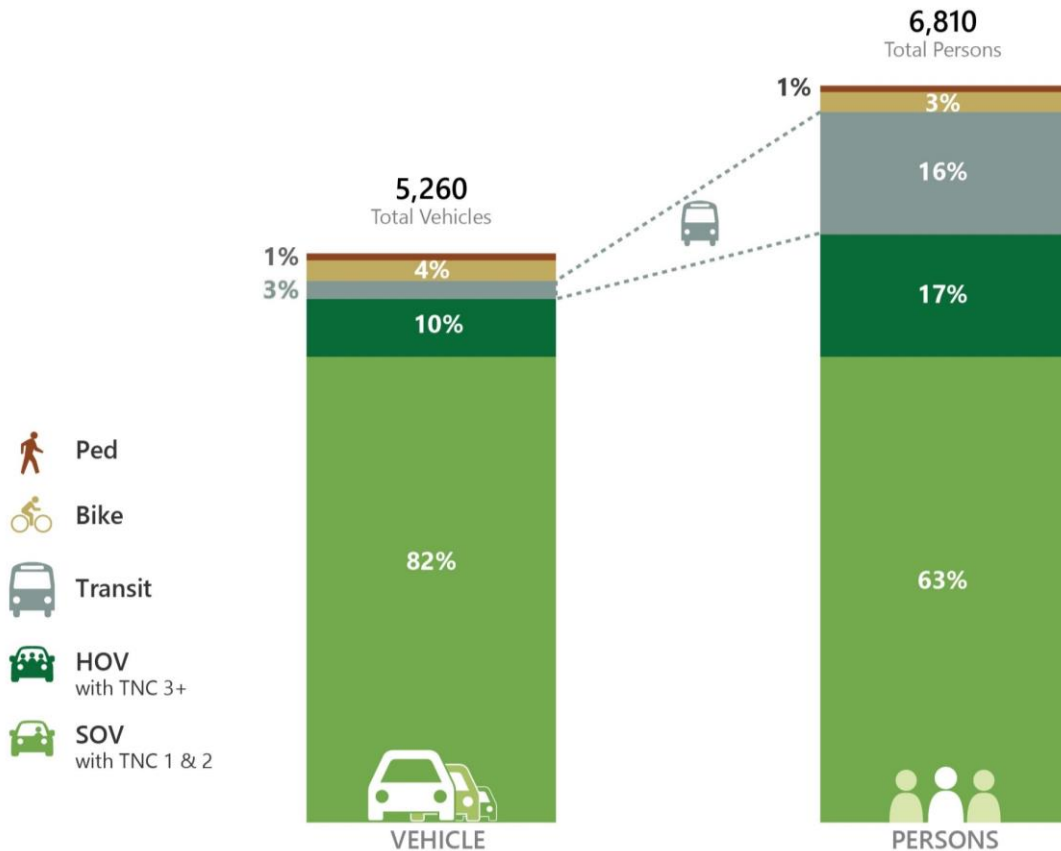


Figure 4-7: Existing Morning Inbound Peak Hour Mode Share for Vehicles and Persons (Excludes TNC Drivers)

As shown on **Figure 4-8**, the evening outbound direction of travel has similar mode share characteristics as the morning inbound direction. The total number of vehicles and people is lower than the morning peak hour. The share of travel using each mode is similar between the morning and evening, with the primary difference being that during the evening peak hour, a slightly lower percentage of commuters use transit. Like the morning peak hour, given the small number of TNC vehicles (<1% of all vehicles), the mode share estimates with and without the TNC drivers are similar though the person volume is 40 persons less when excluding the TNC drivers.

⁴ Transportation network companies (TNC) (e.g., Uber, Lyft, etc.) were observed by vehicle occupancy (1 person, 2 persons, 3 persons, and 4+persons). The driver was not considered a part of the person volume: TNC1 = 0 persons per vehicle excluding driver; TNC2 = 1 person per vehicle excluding driver; TNC3 = 2 persons per vehicle excluding driver; and TNC4 = 3 persons per vehicle excluding driver. Detailed TNC vehicle occupancy counts are provided in Appendix C.



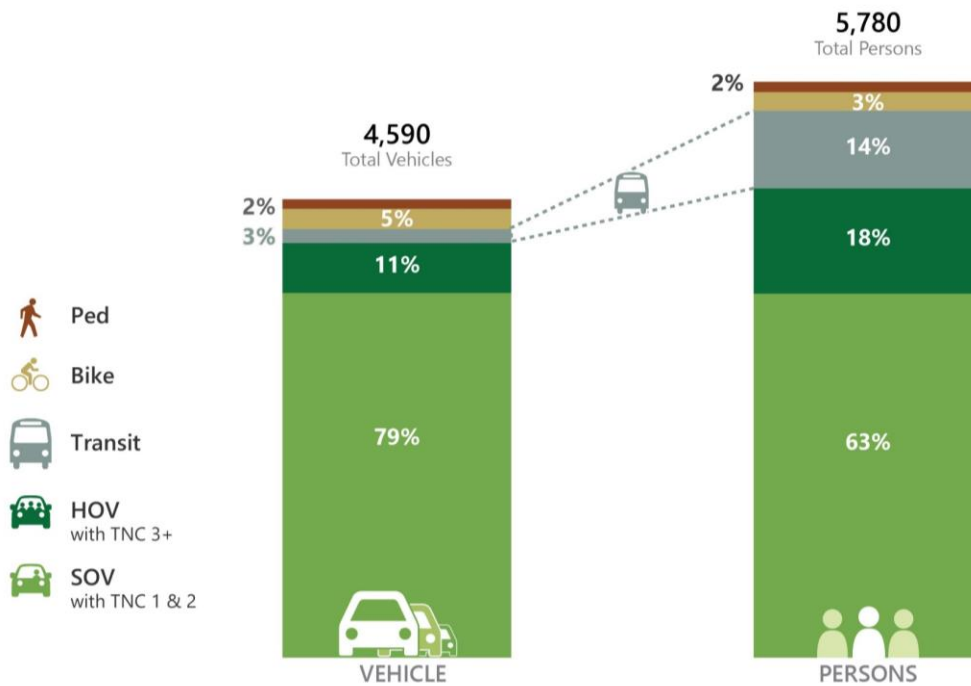


Figure 4-8: Existing Evening Outbound Peak Hour Mode Share for Vehicles and Persons (Excludes TNC Drivers)

4.3.1.2 By Gateway

Each gateway has a different mix of users during the morning peak hour. **Figure 4-9** shows the proportion of total inbound commuters who use each gateway (denoted as San Antonio Road (SA), Rengstorff Avenue (RS), Permanente Creek Trail (PC), Shoreline Boulevard (SL), and Stevens Creek Trail (SC)). Rengstorff Avenue serves the most people, followed by Shoreline Boulevard, during the morning peak hour, because Rengstorff gateway had high HOV usage and more transit usage than Shoreline gateway.



Figure 4-9: Existing Morning inbound Peak Hour Persons by Gateway (Excludes TNC Drivers)

Figure 4-10 presents the distribution of persons using each mode to enter each gateway during the morning peak hour. Each quadrant represents a mode of transportation (single occupancy vehicles – SOV, walking and biking - Active, transit, and carpools or high occupancy vehicles – HOV⁵). Within each quadrant, the portion of inbound person trips is ranked from highest to lowest (each quadrant captures 100% of the morning inbound person trips for that mode). For example, the top-left quadrant represents

⁵ Mode share summary excludes TNC drivers.



the SOV mode; of all persons entering North Bayshore using SOVs, Shoreline carries 46% of the total volume.

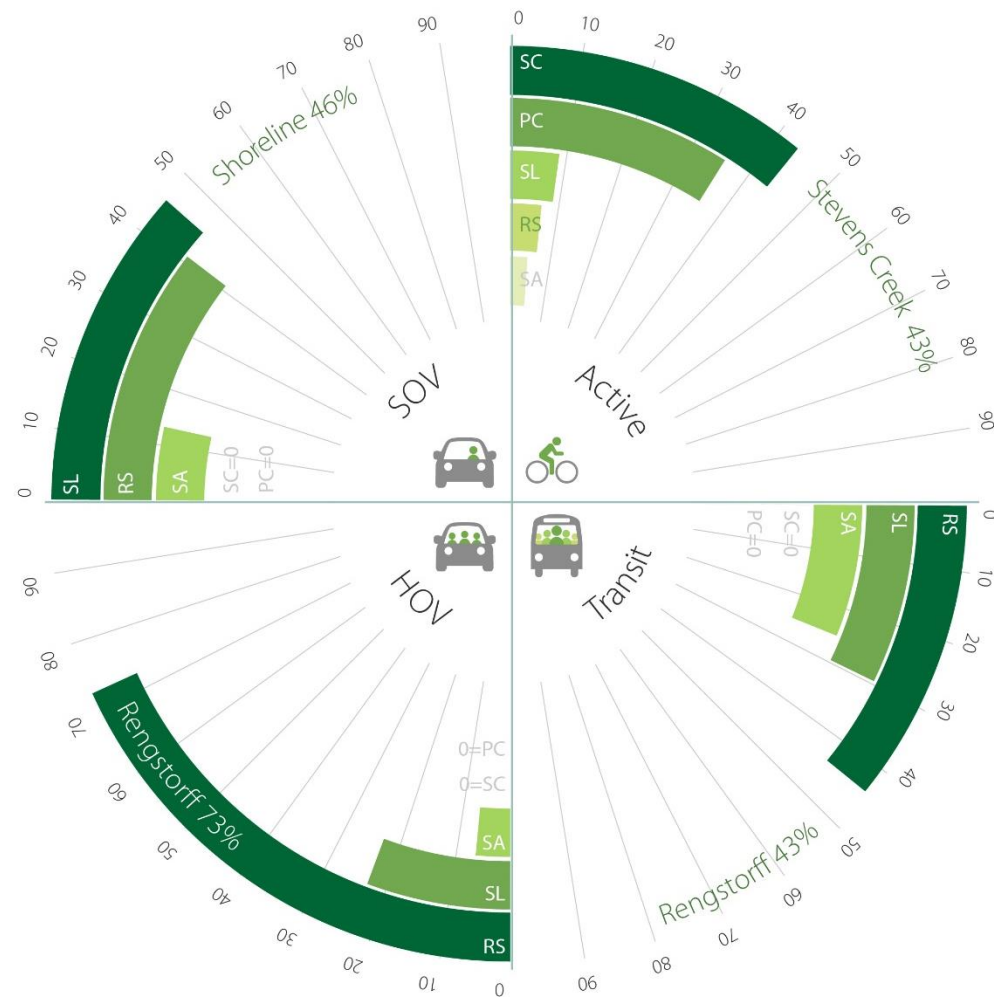


Figure 4-10: Existing Portion of Morning inbound Peak Hour Persons by Gateway (Excludes TNC Drivers)

Most active mode users enter North Bayshore via one of the two major trails, Stevens Creek Trail and Permanente Creek Trail. About 43% of the active mode users enter the district through Stevens Creek Trail, and another 36% enter through Permanente Creek Trail. Most of the transit riders enter North Bayshore via Rengstorff Avenue (43%), closely followed by Shoreline Boulevard (30%) and San Antonio Road (27%). Many private shuttles approach North Bayshore from the north and use San Antonio Road or Rengstorff Avenue to enter the area; the shuttles then travel from west to east through the area dropping off passengers along the way.



Figure 4-11 shows the proportion of total outbound commuters who use each gateway during the evening peak hour. In contrast to the morning peak hour, Shoreline Boulevard carries the greatest number of exiting travelers, followed by Rengstorff Avenue.

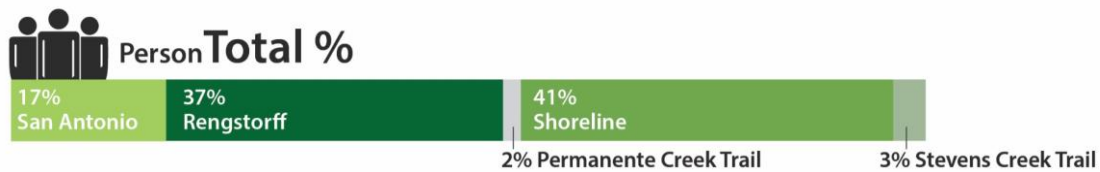


Figure 4-11: Existing Evening Outbound Peak Hour Persons by Gateway (Excludes TNC Drivers)

During the evening peak hour, the modal patterns of usage are relatively similar to the morning (**Figure 4-12**). The biggest difference is that in the evening, San Antonio Road carries approximately the same share of transit riders as Rengstorff Avenue, 41% each. Shoreline Boulevard carries the lowest share of transit riders (18%). Most of the active mode users (52%) exit using Stevens Creek Trail.

4.3.2 3-Hour Peak Period Mode Share

The same type of mode share analysis was conducted for the morning and evening 3-hour peak period.⁶ For informational purposes, **Figure 4-13** below presents the morning and evening 3-hour peak period mode split information adjacent to the peak hour mode split information. The peak period mode split is similar to the peak hour mode split. In the evening peak period, transit riders are more evenly distributed amongst the three vehicle gateways (approximately 30-35% for each gateway).

⁶ The morning vehicle 3-hour peak period is from 8:00 to 11:00 AM, with the peak hour occurring from 8:30 to 9:30 AM. The evening vehicle 3-hour peak period is from 3:00 to 6:00 PM, with the peak hour occurring from 4:45 to 5:45 PM.



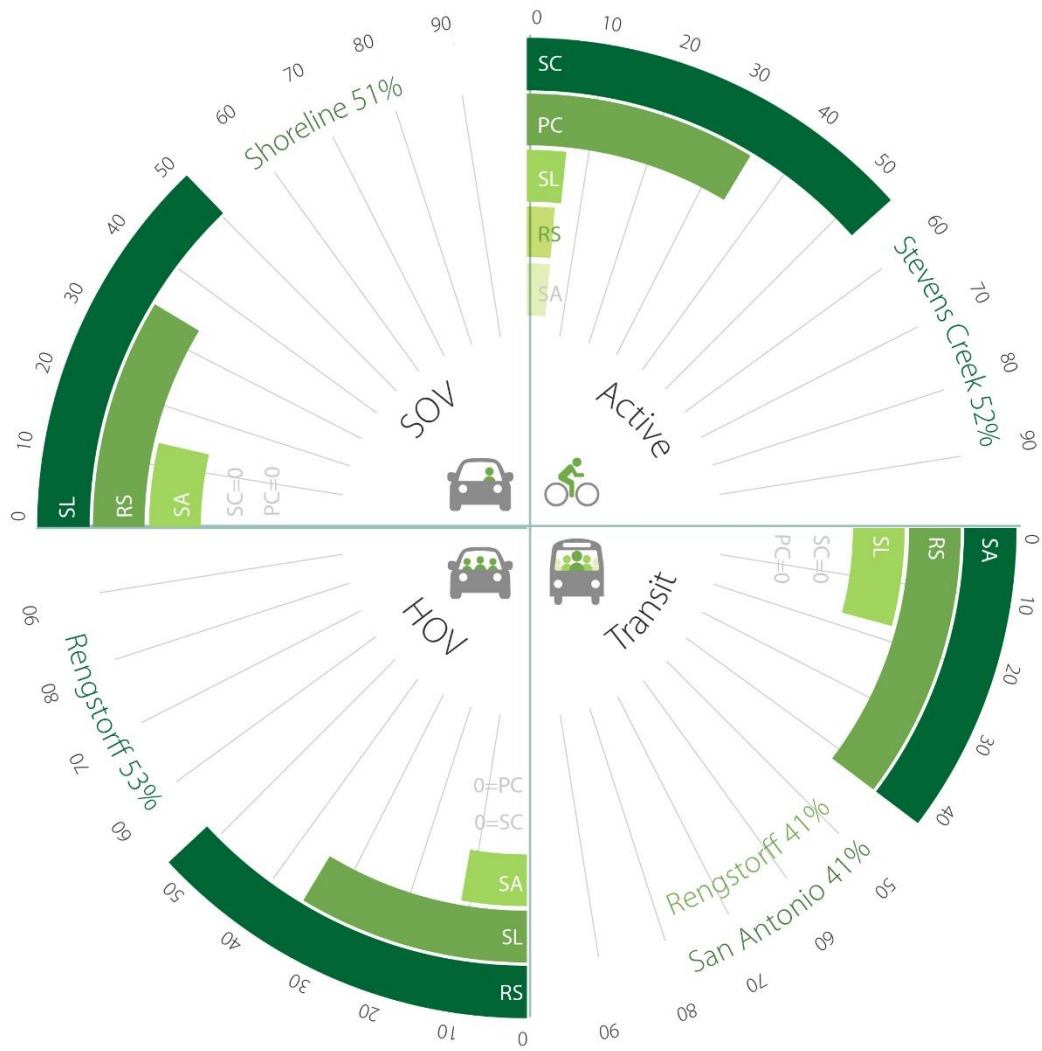


Figure 4-12: Existing Portion of Evening Outbound Peak Hour Persons by Gateway (Excludes TNC Drivers)



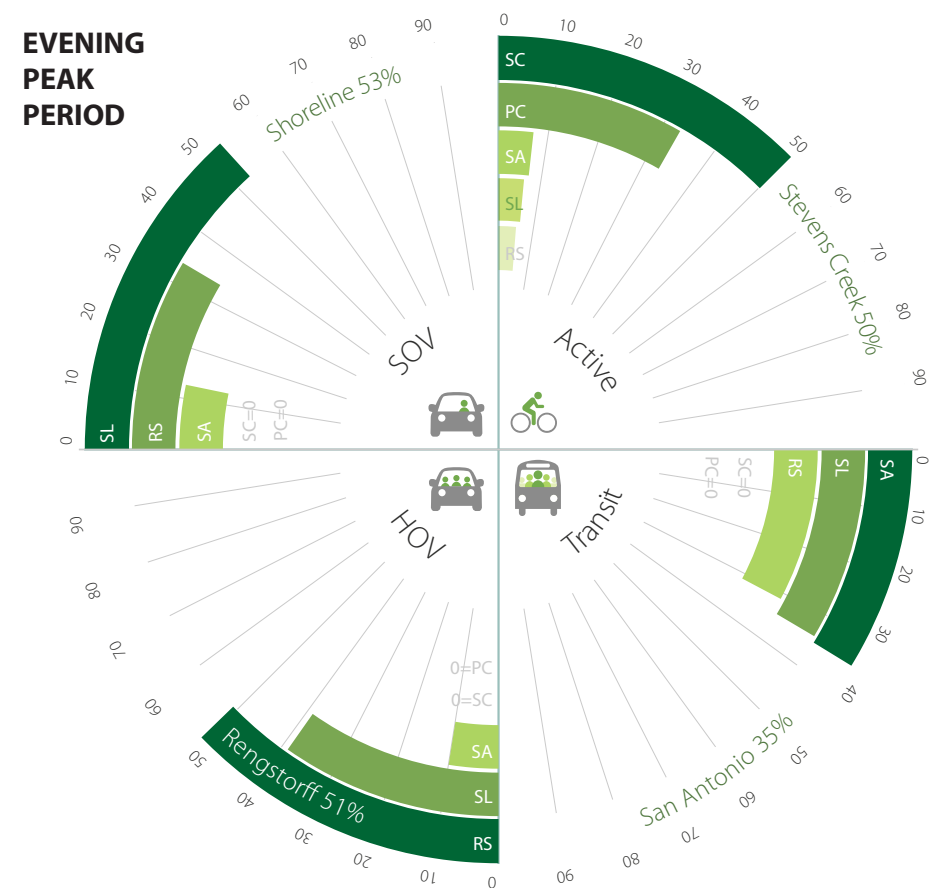
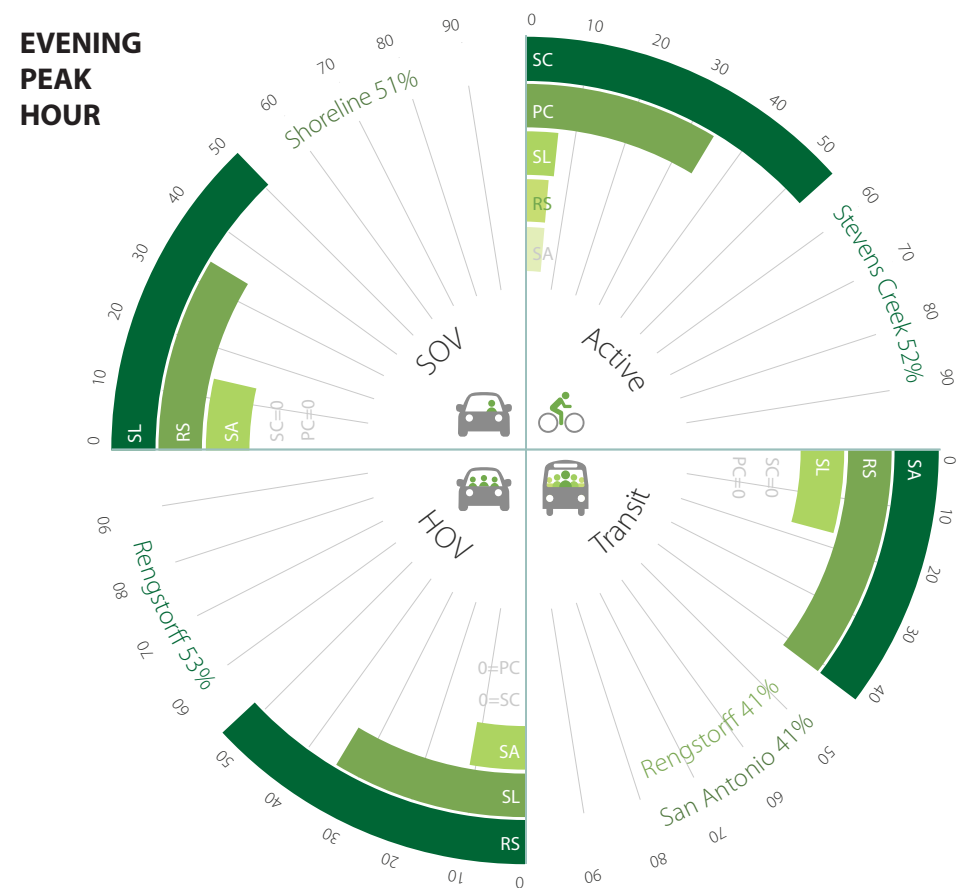
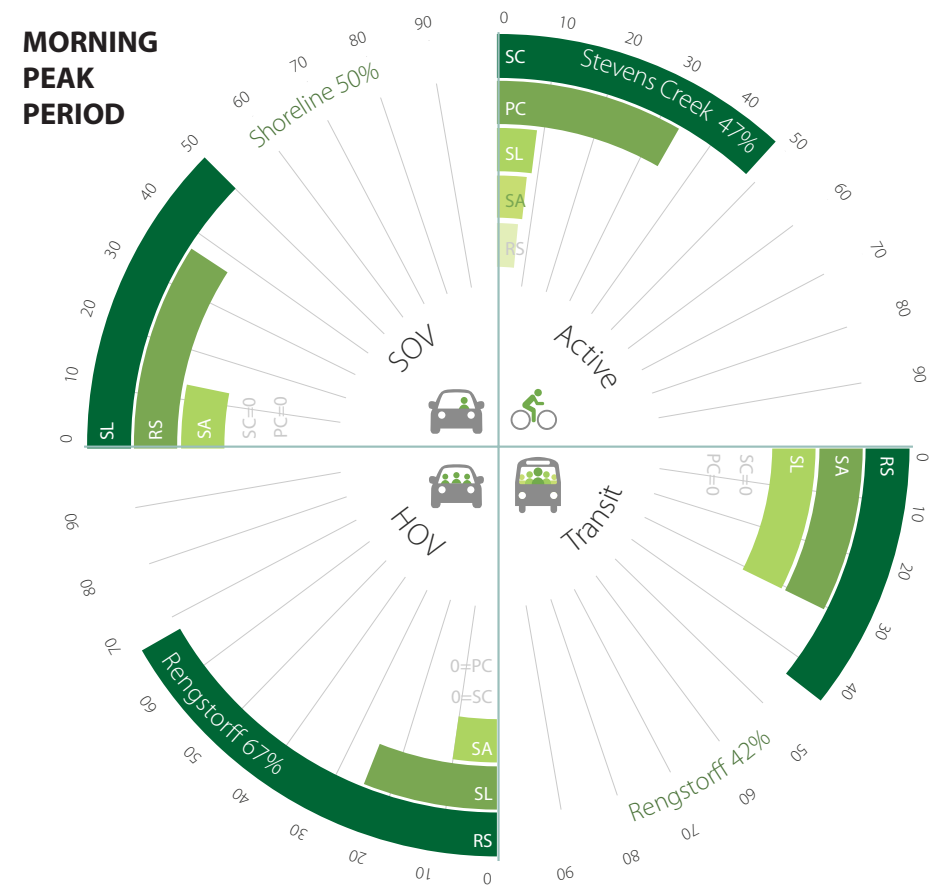
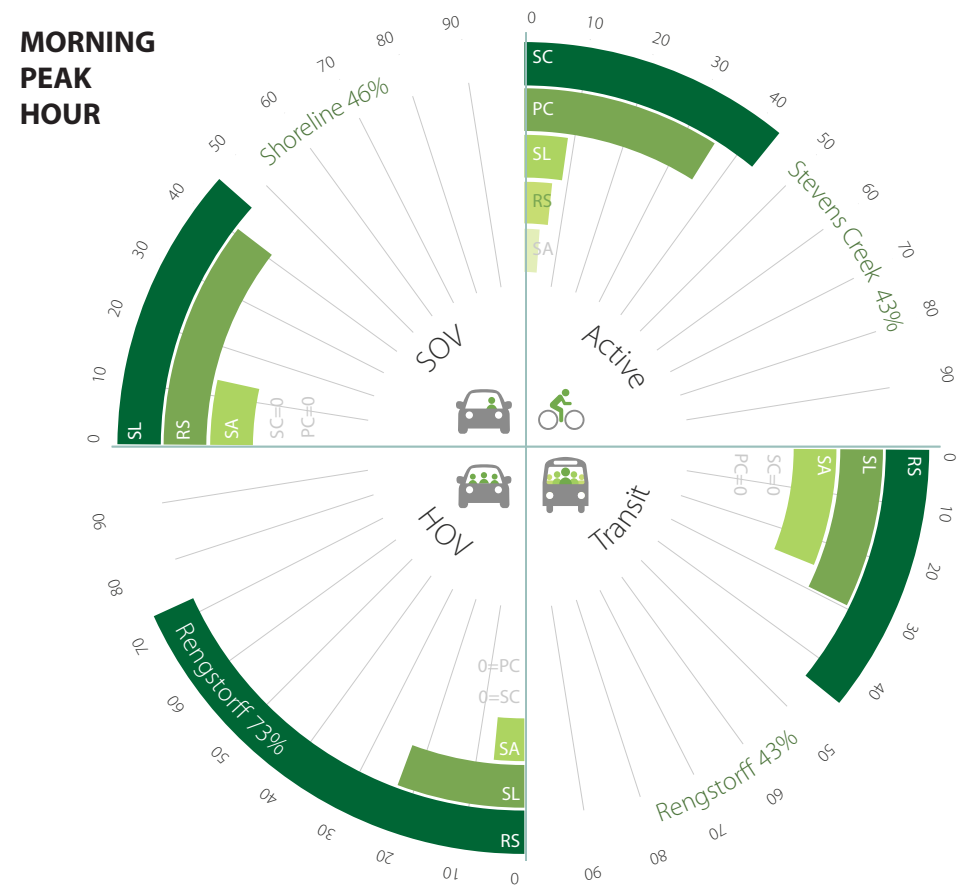


Figure 4-13
Peak Hour and 3-Hour Peak Period Persons by Gateway (Excludes TNC Drivers)



5. Traffic Trends Over Time

This section presents the gateway volumes and mode shares in prior monitoring reports, combined with this year’s results, to present trends over time. Given the available monitoring record, the morning inbound traffic is reported from Spring 2014, and the evening outbound traffic is reported from Fall 2017. Data tables for **Figure 5-1** to **Figure 5-25** of this section are included in **Appendix C** and **Appendix D**.

5.1 Historical Volume Comparison

The trip cap monitoring volumes at the gateways has been reported as the mid-week workday averages (Tuesday to Thursday), because both Mondays and Fridays tend to experience different commute patterns than the mid-week workdays. **Figure 5-1** and **Figure 5-2** below present inbound volume data for the morning peak hour and 3-hour peak period from the mid-week workday averages.

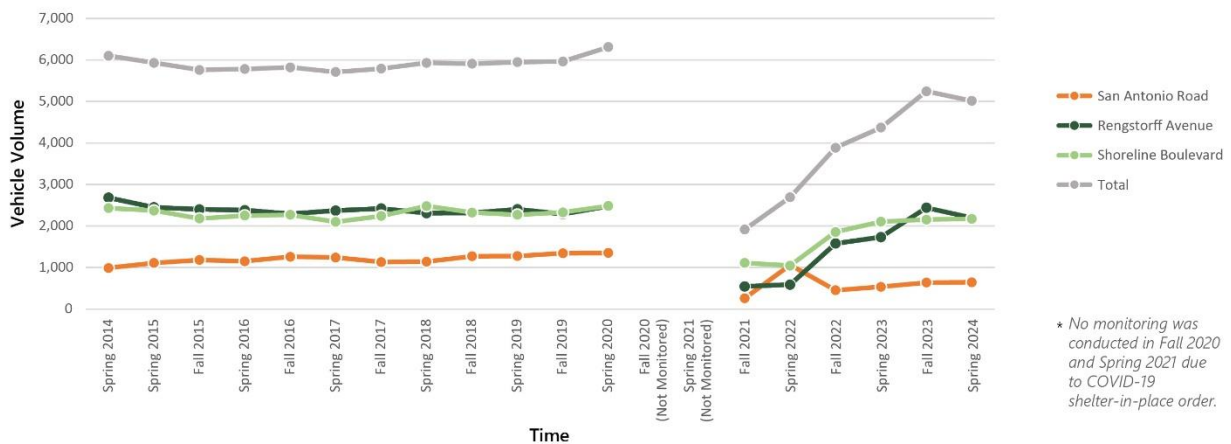


Figure 5-1: Morning Peak Hour Inbound Vehicle Volumes Over Time

As shown on **Figure 5-1**, Spring 2024 results show slight decrease in the inbound volumes for the overall combined volumes from Fall 2023, with Rengstorff Avenue experiencing the most reduction in volume. The Fall 2023 and Spring 2024 observations are similar and may suggest a stabilizing in post-COVID travel conditions and work-from-home practices.

Figure 5-2 illustrates 3-hour peak period inbound vehicle volume over time. As presented, there has been a consistent increase in total inbound 3-hour peak period volumes since Fall 2021 for Shoreline Boulevard. Rengstorff Avenue also demonstrates a steady increase in volume until Spring 2024, showing a slight decrease in comparison to Fall 2023, but still higher than the previous Spring monitoring results in 2023. The volume on San Antonio Road is below the pre-COVID level and remains at the similar level as Fall 2023.



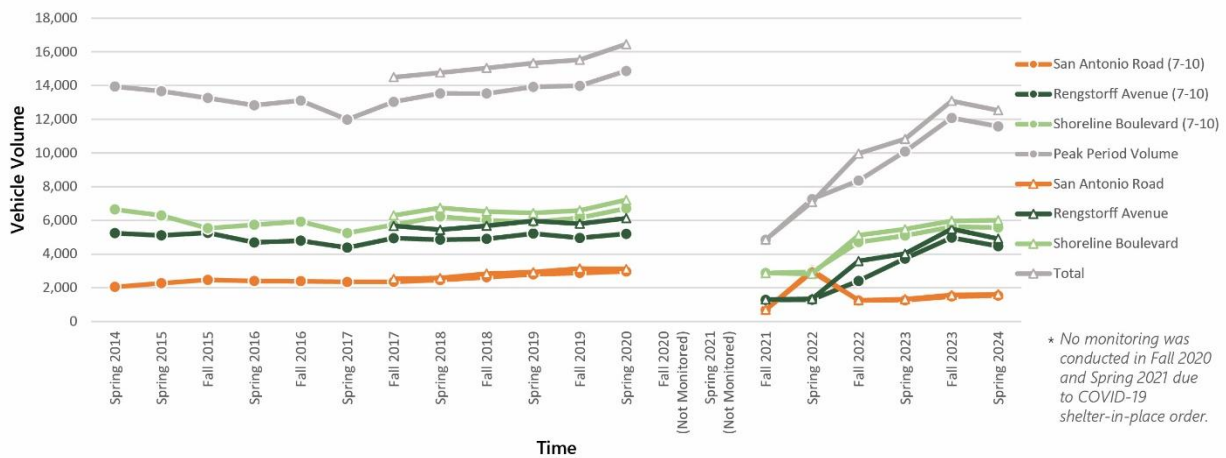
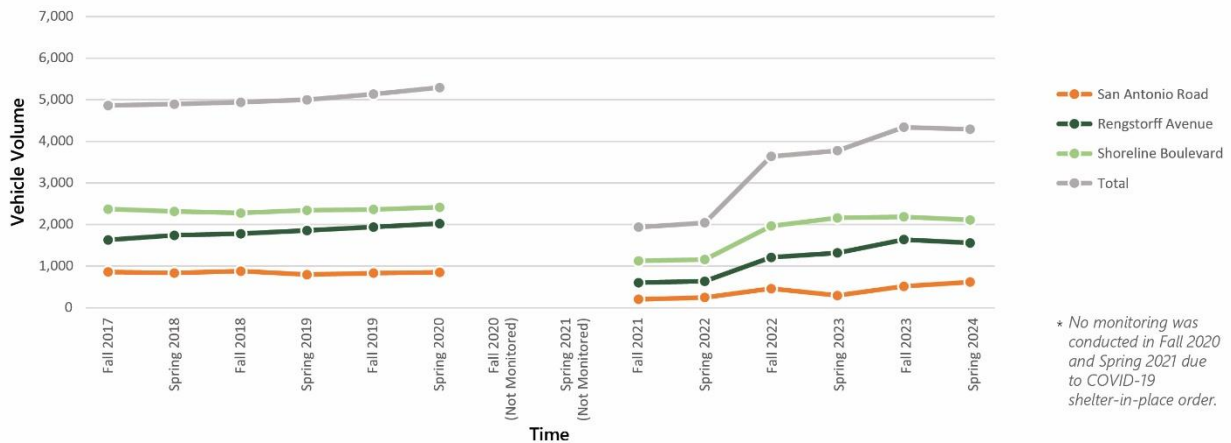


Figure 5-2: Morning 3-Hour Peak Period Inbound Vehicle Volumes Over Time

It should be noted that in prior monitoring reports from Spring 2014 through Spring 2017, the 3-hour peak period was defined as 7:00 to 10:00 AM (historical 3-hour peak period definition). Since Fall 2017, the vehicle classification and bus occupancy observation data has been collected over a 4-hour period from 7:00 to 11:00 AM and the highest three hours during that period have been summarized (current 3-hour peak period definition). As it is shown in **Figure 5-2**, the current 3-hour peak period—from 8:00 AM to 11:00 AM—vehicle volumes have been greater than the 7:00 AM to 10:00 AM period historical 3-hour peak period definition. For example, in Spring 2024, the total 3-hour peak period volume is 8% greater than the volume reported during the historical 3-hour peak period from 7:00 to 10:00 AM. When monitoring resumed in Fall 2021 and Spring 2022, the gateway volumes were nearly the same during the 7:00 AM - 10:00 AM and 8:00 AM - 11:00 AM peak periods. However, they increase in the latter (8:00 AM - 11:00 AM) starting in Fall 2022.

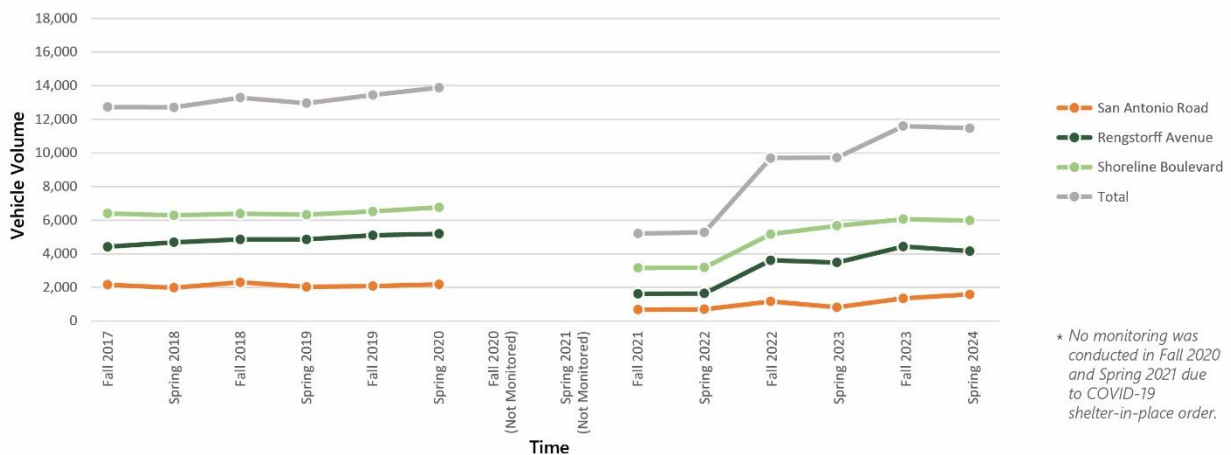
Figure 5-3 and **Figure 5-4** present outbound volume data for the evening peak hour and 3-hour peak period from the mid-week workday averages. As observed in the morning, the evening outbound volume also demonstrates a minimal decrease from Fall 2023 to Spring 2024. Amongst the three gateways, Rengstorff Avenue experienced the most noticeable reduction in the evening outbound volumes, similar to the observation from the morning inbound traffic.





* No monitoring was conducted in Fall 2020 and Spring 2021 due to COVID-19 shelter-in-place order.

Figure 5-3: Evening Peak Hour Outbound Vehicle Volumes Over Time



* No monitoring was conducted in Fall 2020 and Spring 2021 due to COVID-19 shelter-in-place order.

Figure 5-4: Evening 3-Hour Peak Period Outbound Vehicle Volumes Over Time

Appendix E includes figures showing the historic trend of the vehicle volumes for three accounting methods of the weekday averages: 1) Tuesday through Thursday, 2) Monday through Thursday, and 3) Monday through Friday.

For all the time periods reported, Tuesday-to-Thursday averages are the highest for each gateway and for the combined gateway total across all years. Monday-to-Friday averages are generally the lowest, but there are some exceptions where they are similar to or higher than the Monday-to-Thursday averages.

The difference among the three averaging methods was relatively minor in the years before COVID-19 (from Fall 2017 to Spring 2020) as overall vehicle demand was consistently high on all weekdays and vehicle demand was similar to the gateway capacity during some time periods. The percentage



differences for peak hour, peak period and daily between the averaging methods are within 5% before COVID-19. The more recent monitoring periods (Fall 2021 to Spring 2024) have slightly higher variability. In Fall 2023 and Spring 2024, there is a noticeably greater variability between the three averaging methods, reflecting a pattern where there are much lower vehicle volumes on Mondays and Fridays than on the three mid-week days. This is likely a reflection of common hybrid work patterns in which employees are more likely to work from home on Mondays and/or Fridays than on the mid-week days.

5.2 Historical Mode Share Comparison

Figure 5-5 to **Figure 5-17** below present mode share results for the morning inbound and evening outbound traffic peak hour and 3-hour peak period.

5.2.1 Morning Inbound Peak Hour

Figure 5-5 below shows the person mode share for the morning inbound peak hour since Spring 2014. The SOV mode share is the dominant mode share. Compared to the initial Spring 2014 results, the current results indicate higher SOV mode share (63% compared to the 51% in Spring 2014) and lower transit mode share (16% compared to the 33% in Spring 2014). HOV mode share has risen to 17%, compared to the initial 12%.

Beginning with the Spring 2019 report, transportation network companies (TNC) (e.g., Uber, Lyft, etc.) have been separately noted and categorized by vehicle occupancy (1 person, 2 persons, 3 persons, and 4+ persons). Prior to Fall 2022 monitoring, one-person (i.e., driver only) TNC vehicles (TNC1) were included as single occupancy vehicles (SOV), while TNC vehicles with two or more persons (TNC2, TNC3, TNC4+) were included as high occupancy vehicles (HOV). Starting Fall 2022, TNC1 and TNC2 are treated as SOV. The percent mode split for each year is described in **Appendix C**.

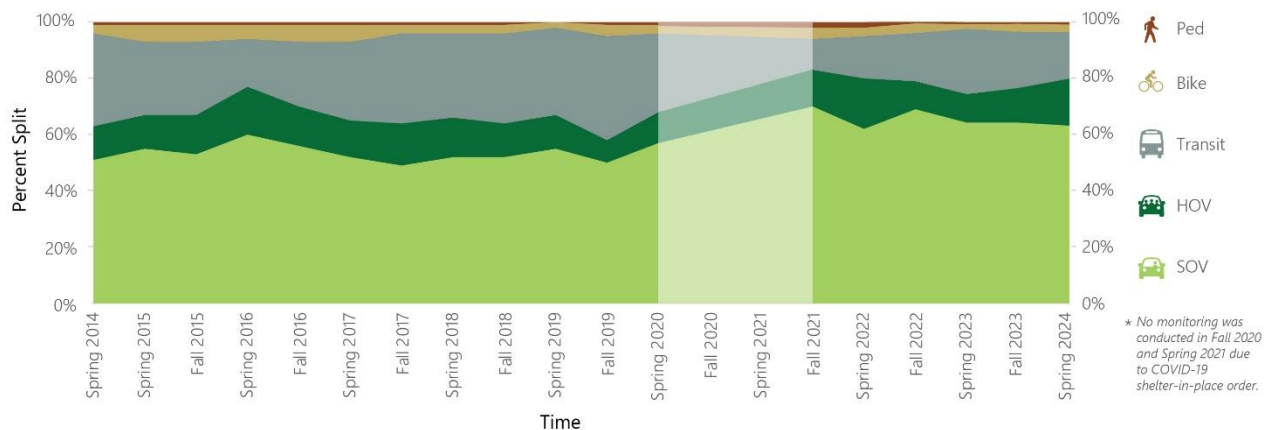


Figure 5-5: Morning Inbound Peak Hour Person Mode Split Over Time

To illustrate the change in mode share in a different way, the same data was separated by the Spring observations (**Figure 5-6**) and Fall observations (**Figure 5-7**). The peak hour shares of each mode fluctuate over time with generally SOV being the greatest portion followed by transit and HOV modes.



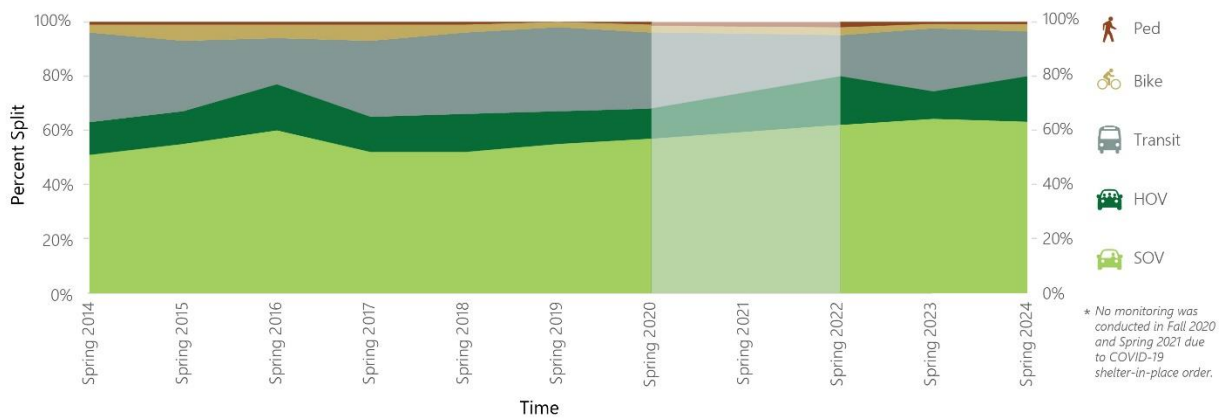


Figure 5-6: Morning Inbound Peak Hour Person Mode Split Over Time (Spring Observations)

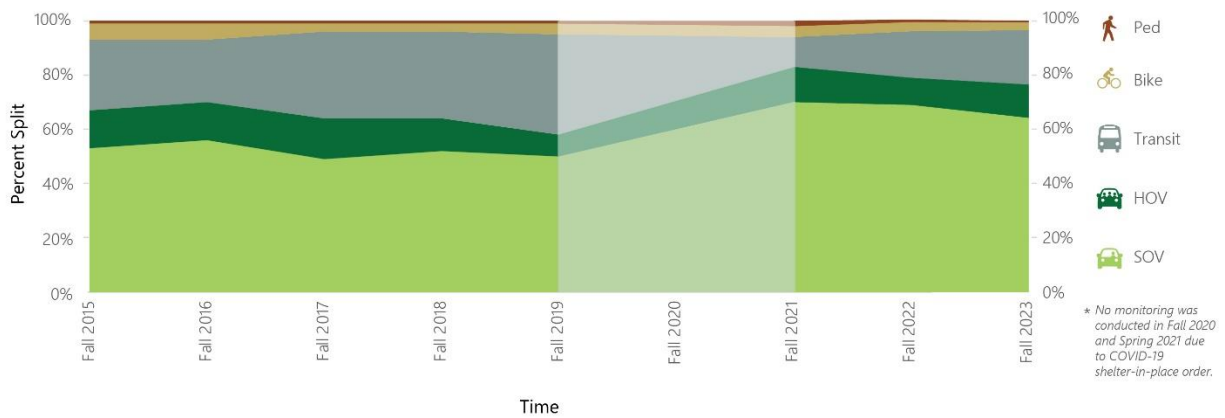


Figure 5-7: Morning Inbound Peak Hour Person Mode Split Over Time (Fall Observations)

5.2.2 Morning Inbound 3-Hour Peak Period

Figure 5-8 below shows the person mode share for the morning inbound 3-hour peak period (7:00 to 10:00 AM) since Spring 2014. In Spring 2024, the SOV and HOV are the dominant modes used while transit usage has decreased compared to the past few cycles. The percent mode split for each year is described in **Appendix C**.



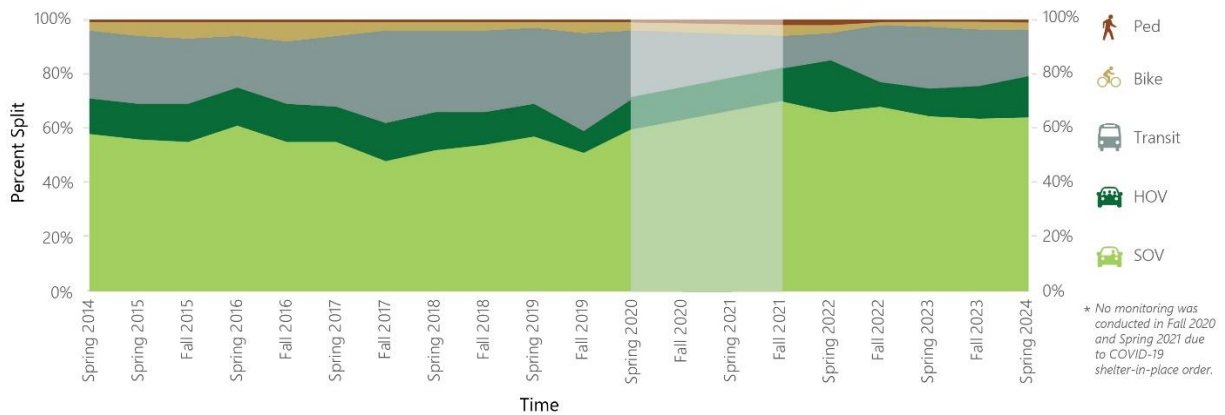


Figure 5-8: Morning Inbound 3-Hour Peak Period Person Mode Split Over Time (7:00 to 10:00 AM)

As mentioned before, since Fall 2017, data has been collected over a 4-hour period from 7:00 AM to 11:00 AM. For Spring 2024, the highest three hours of traffic occurred between 8:00 AM and 11:00 AM. **Figure 5-9** shows the mode split historical trend of the actual 3-hour peak period with highest volume of traffic during each cycle from Fall 2017 to Spring 2024.

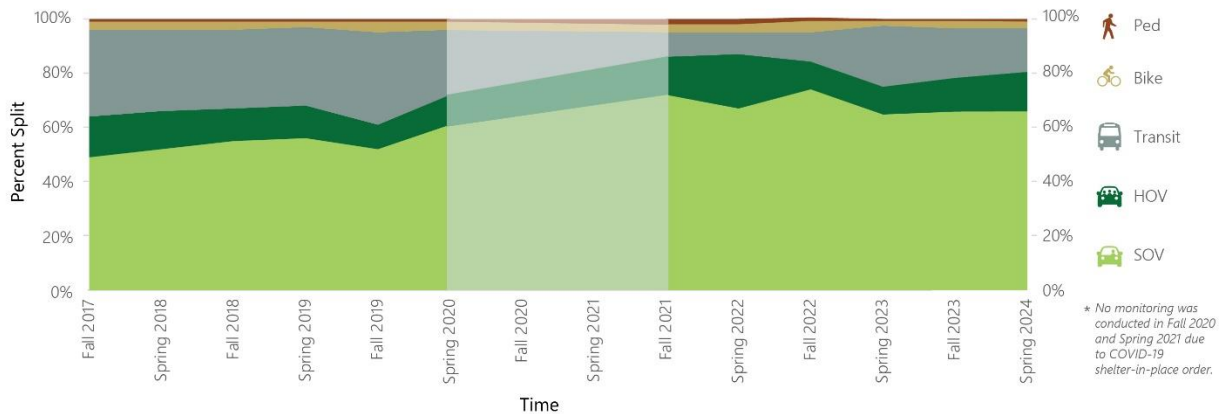


Figure 5-9: Morning Inbound 3-Hour Peak Period Person Mode Split Over Time (Based on 4-hour Observation)

The above graph shows similar mode share trends as the peak hours – SOV is the dominant mode, and the SOV mode share has increased from 58% in Spring 2014 to 66% in Spring 2024. To illustrate the mode share in a different way, the same data was separated by the Spring observations (**Figure 5-10**) and Fall observations (**Figure 5-11**). The peak period shares of each mode fluctuate over time with SOV being the greatest portion followed by transit and HOV modes. Between Spring 2023 and Spring 2024, transit use decreases while HOV use increases. Transit share decreased during the COVID-19 pandemic between the 2020 and 2022 results and has been making gradual recovery since then.



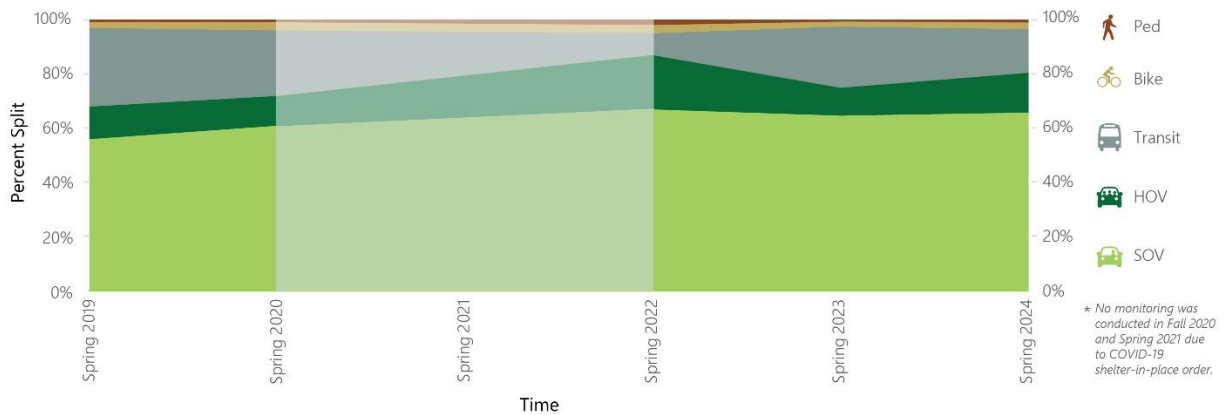


Figure 5-10: Morning Inbound 3-Hour Peak Period Person Mode Split Over Time (Spring Observations)

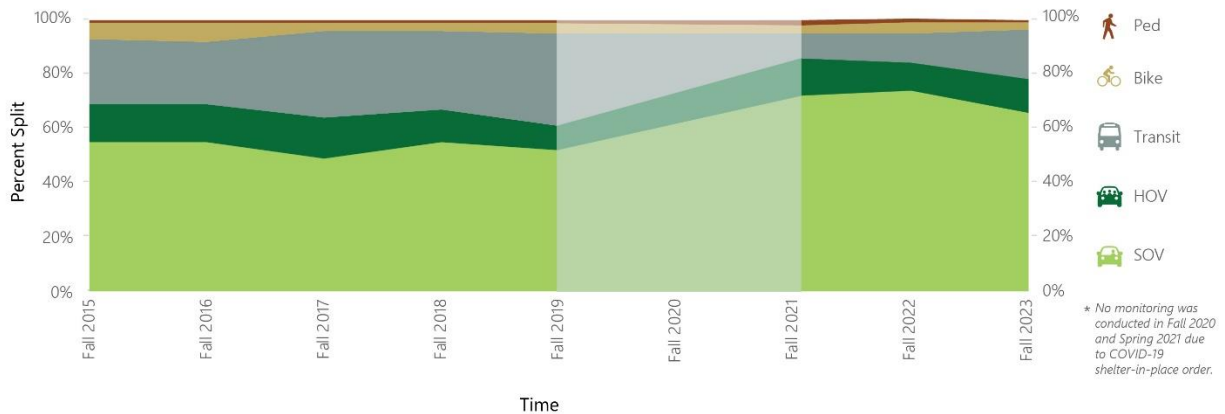


Figure 5-11: Morning Inbound 3-Hour Peak Period Person Mode Split Over Time (Fall Observations)

5.2.3 Evening Outbound Peak Hour

Figure 5-12 below shows the person mode share for the evening outbound peak hour since Fall 2017, which is when the evening monitoring efforts began for this time-of-day and direction of travel. As in the morning inbound traffic, the SOV is the dominant mode of travel. Compared to the Fall 2017 results, the current results indicate higher SOV mode share (63% compared to the 45% in Fall 2017) and lower transit mode share (14% compared to the 36% in Fall 2017). HOV mode share has risen to 18%, compared to 15% in Fall 2017. The percent mode split table described in **Appendix C**.



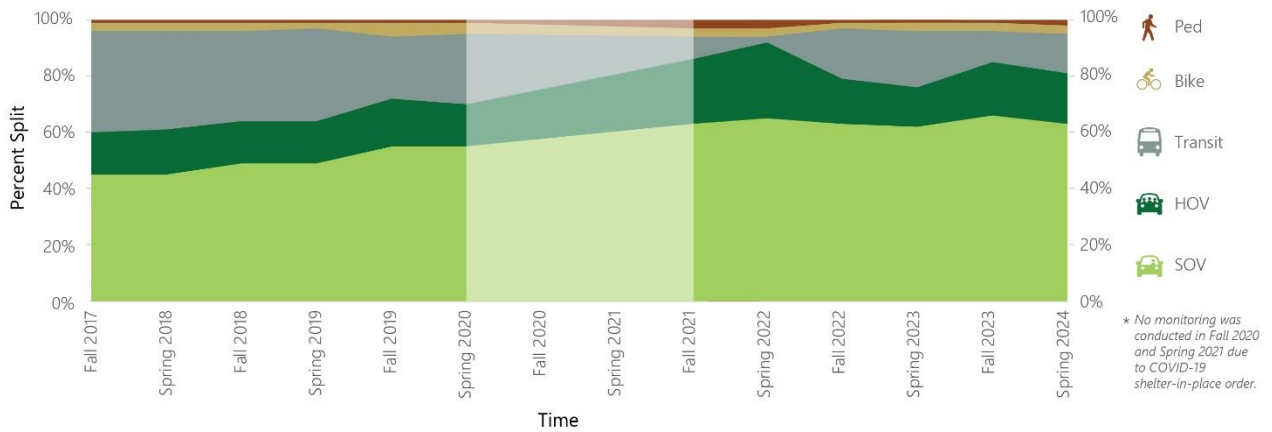


Figure 5-12: Evening Outbound Peak Hour Person Mode Split Over Time

The Spring observations (**Figure 5-13**) and Fall observations (**Figure 5-14**) are presented separately to illustrate trends in the peak hour shares of each mode fluctuate over time for a season. The SOV mode share is the greatest portion followed by HOV and transit modes.

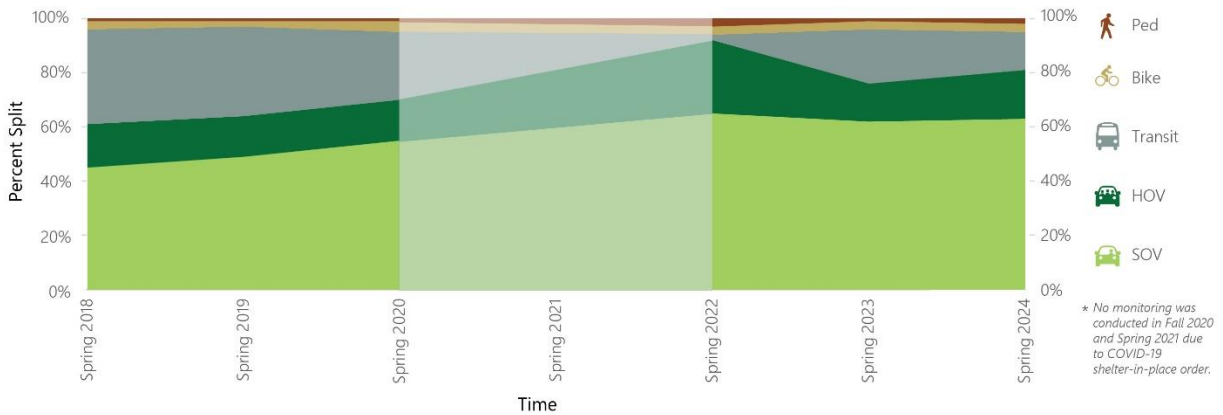


Figure 5-13: Evening Outbound Peak Hour Person Mode Split Over Time (Spring Observations)

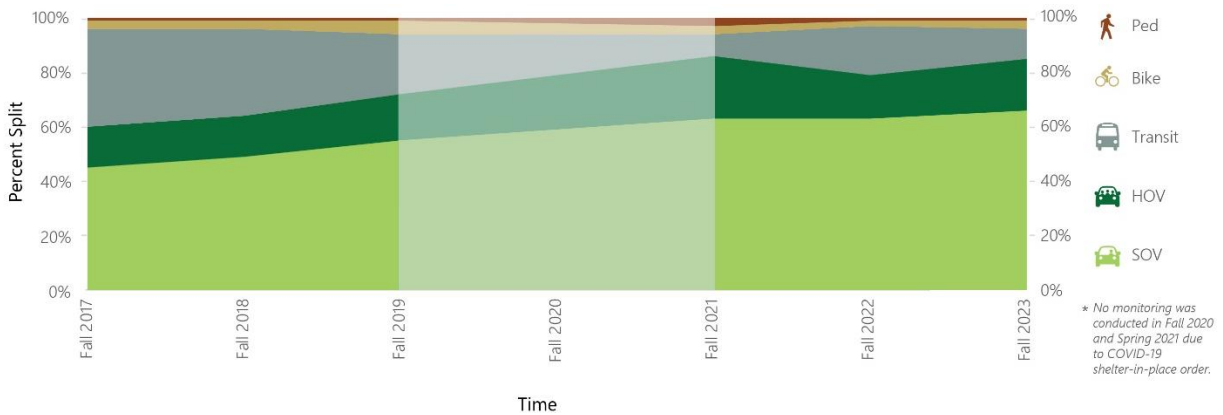


Figure 5-14: Evening Outbound Peak Hour Person Mode Split Over Time (Fall Observations)



5.2.4 Evening Outbound 3-Hour Peak Period

Figure 5-15 below shows the person mode share for the evening outbound 3-hour peak period since Fall 2017. For Spring 2024, the highest three hours of traffic occurred between 3:00 PM and 6:00 PM. As presented below, SOV is the dominant mode, followed by HOV and transit. While transit mode share increased from Fall 2023 to Spring 2024, transit usage has fluctuated in the past few monitoring cycles. The percent mode split for each year is described in **Appendix C**.

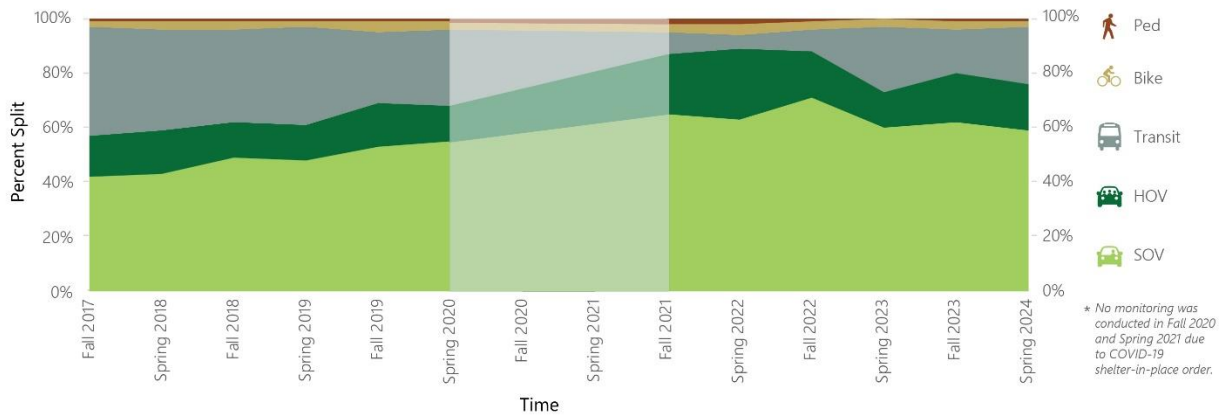


Figure 5-15: Evening Outbound 3-Hour Peak Period Person Mode Split Over Time (Based on 4-hour Observation)

The above graph shows similar mode share trends as the peak hours – SOV is the dominant mode, and the SOV mode share has increased from 42% in Fall 2017 to 59% in Spring 2024. To illustrate the mode share in a different way, the same data was separated by the Spring observations (**Figure 5-16**) and Fall observations (**Figure 5-17**). As with the morning inbound, the evening outbound peak period mode shares fluctuate over time with SOV being the greatest portion followed by transit and HOV modes. SOV mode shares in both the morning inbound and evening outbound peak periods exceed the 45% SOV (of all person trips) goal set by the City in the 2017 NBPP.

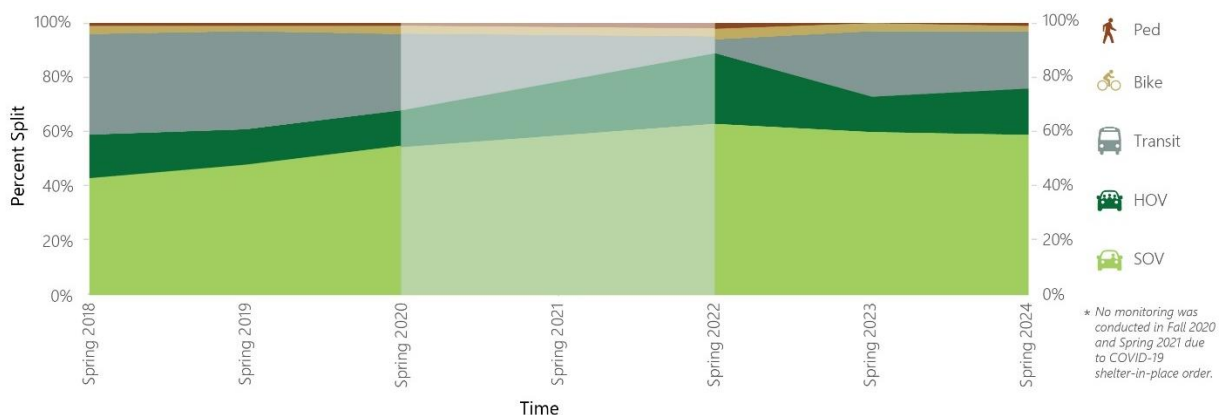


Figure 5-16: Evening Outbound 3-Hour Peak Period Person Mode Split Over Time (Spring Observations)



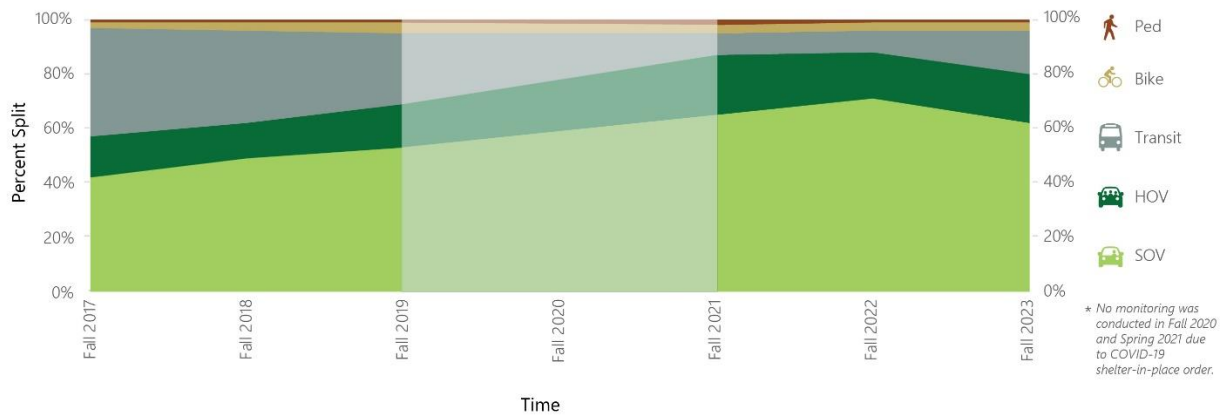


Figure 5-17: Evening Outbound 3-Hour Peak Period Person Mode Split Over Time (Fall Observations)

5.3 Comparison to Pre-COVID and Post-COVID Spring Results

This section presents a comparison of volumes and mode share between the Spring 2020 monitoring results (which occurred immediately before the COVID pandemic began), and post-COVID Spring results from Spring 2022 to the current Spring 2024 results.

5.3.1 Vehicle Volume Comparison

The vehicle volumes have been steadily increasing, although the rate of increase has slowed as people have settled into new travel patterns. The overall gateway volumes still remain at a lower level compared to pre-COVID conditions from Spring 2020. **Figure 5-18** presents the morning peak hour combined gateway results for the Spring season observations between 2020 and 2024 (except Spring 2021 when no monitoring was conducted), which shows the Spring 2024 volume is 22% lower than in Spring 2020. Similar results are observed in the morning 3-hour peak period, as shown in **Figure 5-19**.



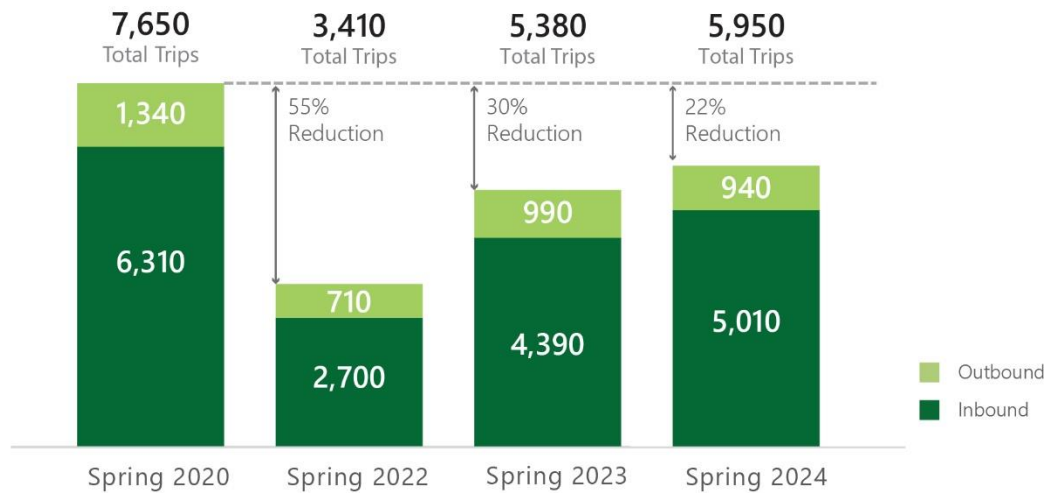


Figure 5-18: Morning Peak Hour Vehicle Trip Volume Comparison

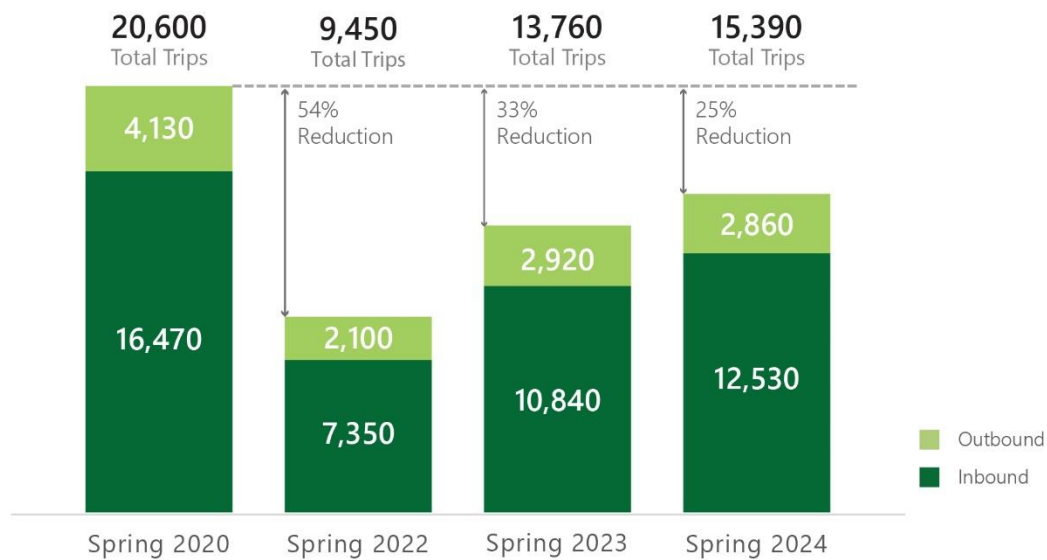


Figure 5-19: Morning Peak Period Vehicle Trip Volume Comparison

Figure 5-20 presents the evening peak hour combined gateway results for the Spring season observations between 2020 and 2024 (except Spring 2021 when no monitoring was conducted), which shows the Spring 2024 volume is 17% lower than in Spring 2020. Again, very similar results are found in the evening 3-hour peak period, as shown in **Figure 5-21**.



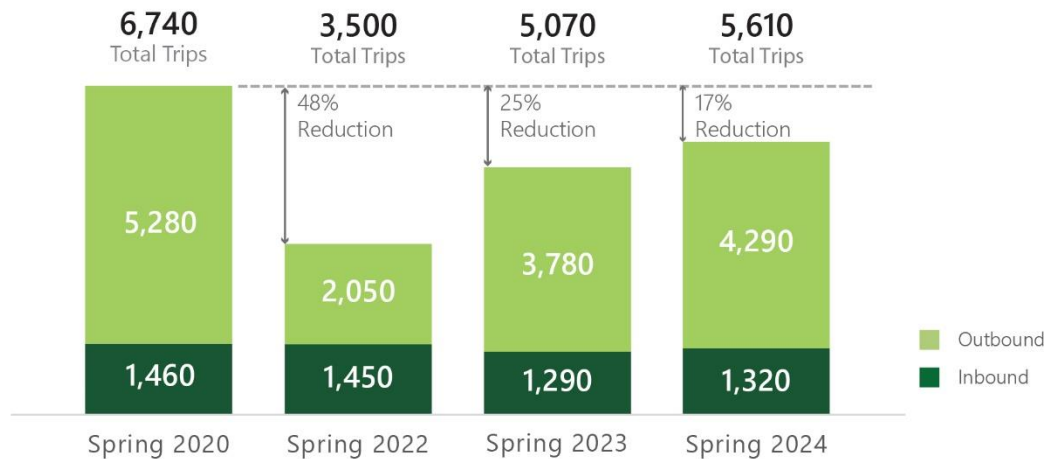


Figure 5-20: Evening Peak Hour Vehicle Trip Volume Comparison

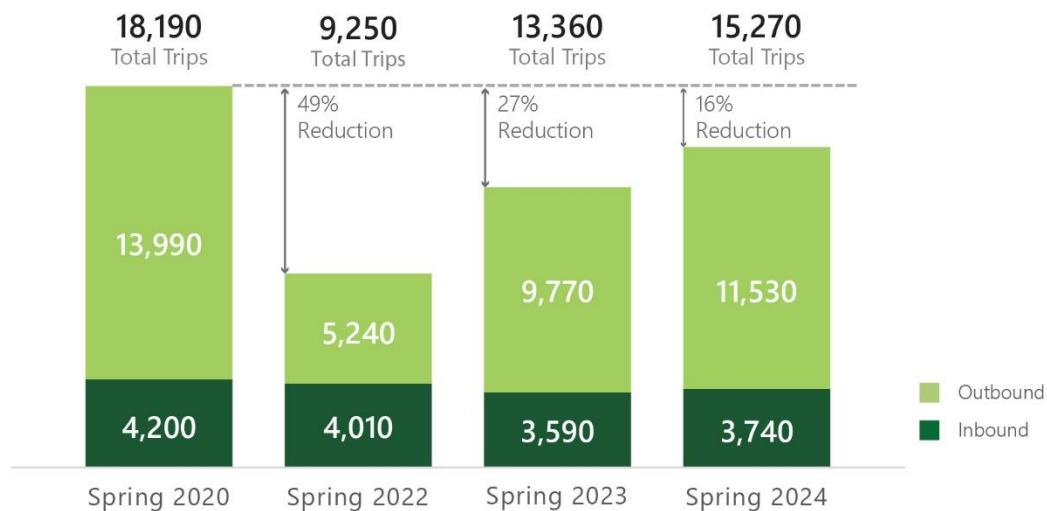


Figure 5-21: Evening Peak Period Vehicle Trip Volume Comparison

5.3.2 Mode Share Comparison

Compared to pre-COVID conditions, a higher percentage of people now are traveling by single-occupancy vehicle (SOV) and a lower percentage of people are using transit.



Figure 5-22 presents the morning inbound peak hour persons mode share for the Spring season observations between 2020 and 2024 (except Spring 2021 when no monitoring was conducted). The total number of people traveling across the gateways has declined by 31% compared to Spring 2020. The proportion using SOVs has increased from 57% in 2020 to 63% now; the proportion using transit has decreased from 28% in 2020 to 16%. In contrast, the proportion using HOVs has increased from 11% to 17%. Similar results are found in the morning inbound 3-hour peak period, as shown in **Figure 5-23**.

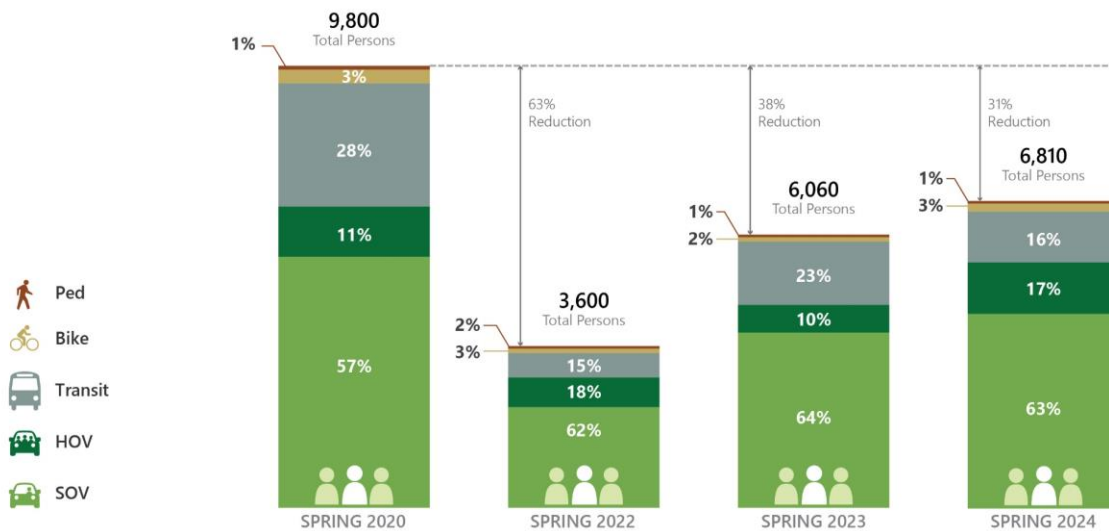


Figure 5-22: Morning Inbound Peak Hour Mode Share for Person Trip Comparison (Excludes TNC Drivers)

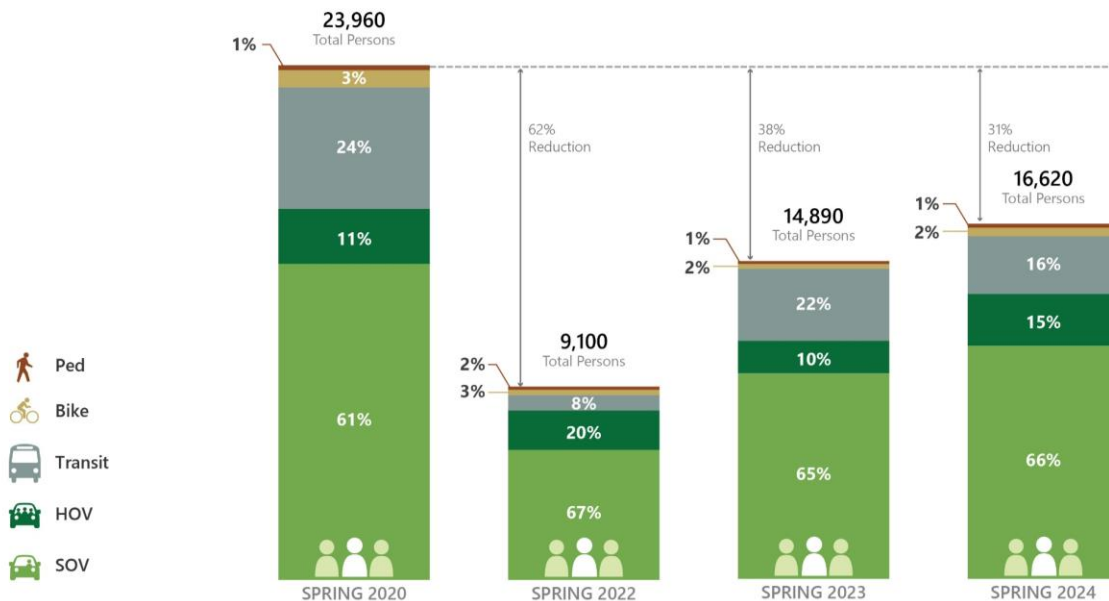


Figure 5-23: Morning Inbound Peak Period Mode Share for Person Trip Comparison (Excludes TNC Drivers)



Figure 5-24 presents the evening outbound peak hour persons mode share for the Spring season observations between 2020 and 2024 (except Spring 2021 when no monitoring was conducted). The total number of people traveling across the gateways has declined by 30% from 2020. Consistent with the morning results, the proportion using SOVs has increased from 55% to 63%, and the proportion using transit has decreased from 25% to 14%, when comparing current observations to Spring 2020 conditions. The proportion using HOVs has increased from 15% to 18%. Similar results are found in the evening outbound 3-hour peak period, as shown in **Figure 5-25**.

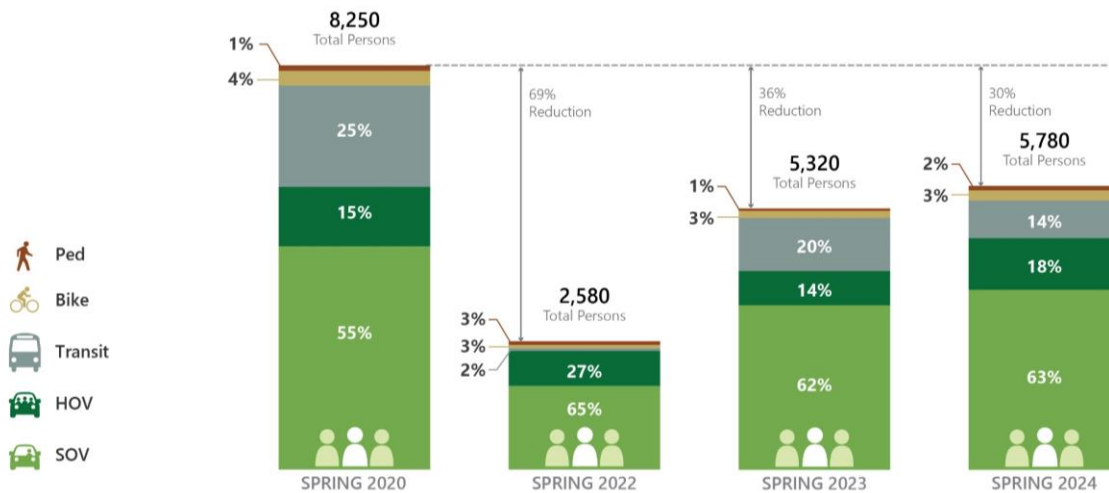


Figure 5-24: Evening Outbound Peak Hour Mode Share for Person Trip Comparison (Excludes TNC Drivers)

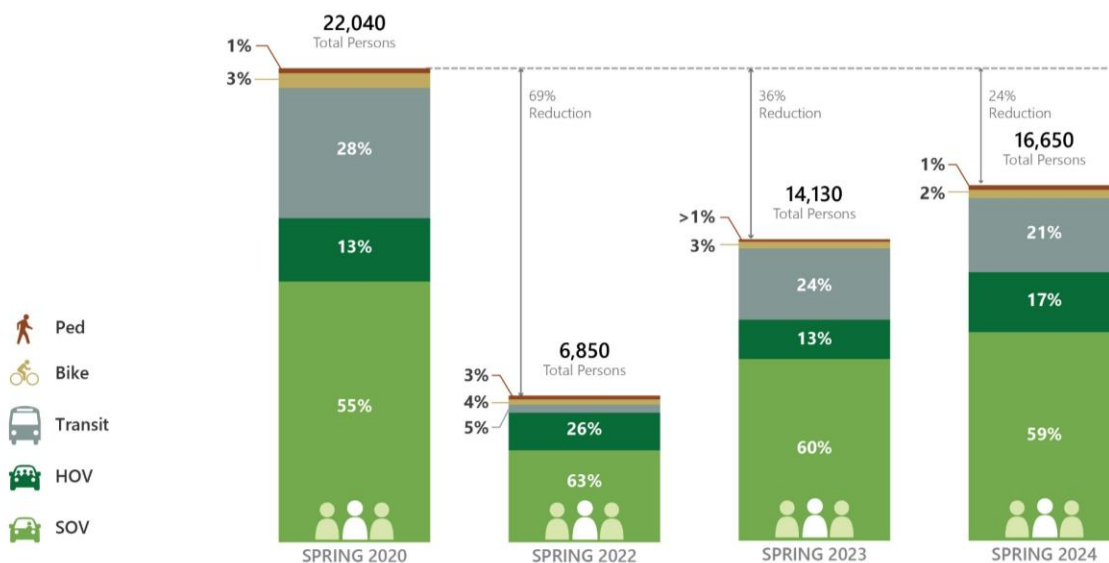


Figure 5-25: Evening Outbound Peak Period Mode Share for Person Trip Comparison (Excludes TNC Drivers)



6. Definition of Gateway Capacity

The physical vehicle capacity of the three main gateways (San Antonio Road, Rengstorff Avenue, and Shoreline Boulevard) represents the number of vehicles that can be served during the peak morning and evening periods while maintaining reasonable freedom of vehicular movement (i.e., avoiding gridlock conditions). To establish the 2014 NBPP vehicle trip targets, a traffic operations analysis was conducted (*North Bayshore Precise Plan EIR – Establishing Vehicle Gateway Capacity and Sensitivity Tests on Accommodating New Growth*, Fehr & Peers, July 2014), which assumed the completion of the land uses envisioned in the 2014 NBPP. Because the 2017 NBPP envisioned a different set of land uses, with the inclusion of nearly 10,000 residential dwelling units, an updated gateway capacity analysis was conducted (*North Bayshore Precise Plan EIR – Vehicle Gateway Capacity with Residential*, Fehr & Peers, December 2016).

The *North Bayshore Circulation Study* (approved by the City Council in December 2021) has developed modifications to the North Bayshore District Trip Cap Policy, which is similar but slightly greater than the gateway capacity of the North Bayshore Gateways. The counts are compared with the adopted vehicle trip target in the Circulation Study for peak period direction volumes at Rengstorff Avenue and Shoreline Boulevard combined.

6.1 Gateway Trip Targets

The NBPP Trip Cap Policy is expressed as an absolute number of vehicles and was updated following Council's approval of the 2021 Circulation Study's recommendation to modify the North Bayshore gateway capacities. The NBS vehicle trip targets (also sometimes referred to as trip caps) have been historically set based on three key factors: time period, direction, and location.

- **Time period:** The most common time periods for traffic analysis are a single peak hour or a three-hour peak period. In general, a trip target set for a single peak hour will be more restrictive than one set for a peak period. In the North Bayshore area, congested conditions typically last for multiple hours in both the morning and the evening.
- **Direction:** Targets can be set for a single direction of travel, or for both directions combined. A peak direction (e.g., inbound in the morning) vehicle trip target is simple to understand; however, that trip target would need periodic adjustment as different types of land uses (namely, residential) are added to NBS, because the physical capacity of one direction of travel may change depending on how much travel occurs in the other direction.
- **Location:** Trip targets can be set for each gateway individually, or for combinations of two or three gateways. A target set for each gateway individually would be more restrictive than one set for a combination of locations. A combined gateway trip target would imply that the NBS gateways operate as a system, such that as one gateway reaches capacity traffic will shift to other gateways.



Initially, the 2014 NBPP vehicle trip target policy focused only on the inbound direction of travel during the morning 3-hour peak period, for each gateway individually (e.g., San Antonio, Rengstorff, and Shoreline). The 2017 NBPP modified that policy and established vehicle trip targets for each gateway individually, based on two-way volumes (i.e., both directions of travel combined), for the morning peak hour and the evening peak hour. Per the recommendations of the 2021 *North Bayshore Circulation Feasibility Study* (2021 Circulation Study), City staff is now working to amend the 2017 NBPP to modify the trip targets as gateway transportation improvements are constructed. The 2021 Circulation Study also recommended changing the vehicle trip target to a directional morning inbound 3-hour peak period and evening outbound 3-hour peak period for Shoreline Boulevard and Rengstorff Avenue combined. These targets reflect the existing transportation network. The 2021 Circulation Study does not propose any changes to the San Antonio gateway trip target and recommends measuring the San Antonio gateway separately.

The numeric policy target for Shoreline Boulevard and Rengstorff Avenue combined (from 2021 Circulation Study) and the trip cap target for San Antonio Road (from 2014 NBPP) are presented in **Table 6-1**.

Table 6-1: North Bayshore District Trip Cap Targets

| Gateway | Morning Inbound 3-hour Peak Period ¹ | Evening Outbound 3-hour Peak Period ¹ |
|--|--|---|
| San Antonio Road ² | 4,590 | 4,020 |
| Shoreline Boulevard & Rengstorff Avenue ³ | 16,350 | 15,330 |

Note:

1. Vehicle volumes rounded to nearest 10.
2. San Antonio gateway trip cap based on 2014 NBPP using the peak hour to peak period ratio of 3.
3. Rengstorff Avenue and Shoreline Boulevard gateway directional trip caps are based on 2021 Circulation Study.



7. Gateway Trip Target Evaluation

This section compares the Spring 2024 volumes to the 2021 Circulation Study directional trip targets. **Table 7-1** and **Figure 7-1** present the results for the morning and evening peak periods, which is the focus of the 2021 Circulation Study.

Table 7-1: Gateway Trip Target Evaluation – Directional Peak Period

| Gateway | Morning Inbound | | | | Evening Outbound | | | |
|--|---------------------|----------|---------------------------------|-------------------------------|---------------------|----------|---------------------------------|-------------------------------|
| | Volume ¹ | Trip Cap | Remaining Trip Cap ¹ | Percent of Trip Cap Remaining | Volume ¹ | Trip Cap | Remaining Trip Cap ¹ | Percent of Trip Cap Remaining |
| Individual Gateways | | | | | | | | |
| San Antonio Road ² | 1,610 | 4,590 | 2,980 | 65% | 1,480 | 4,020 | 2,540 | 63% |
| Rengstorff Avenue ³ | 4,920 | 8,880 | 3,960 | 45% | 4,100 | 7,140 | 3,040 | 43% |
| Shoreline Boulevard ³ | 6,000 | 7,470 | 1,470 | 20% | 5,950 | 8,190 | 2,240 | 27% |
| Combined Gateway⁴ | | | | | | | | |
| Total | 12,530 | 20,940 | 8,410 | 40% | 11,530 | 19,350 | 7,820 | 40% |
| Gateway Trip Cap Comparison³ | | | | | | | | |
| Shoreline Boulevard & Rengstorff Avenue | 10,920 | 16,350 | 5,430 | 33% | 10,050 | 15,330 | 5,280 | 34% |

Notes:

1. Vehicle volumes rounded to nearest 10.
2. San Antonio gateway trip cap based on 2014 NBPP using the peak hour to peak period ratio of 3.
3. Rengstorff Avenue and Shoreline Boulevard gateway directional trip caps are based on 2021 Circulation Study.
4. The combined gateways are the sum of the San Antonio Road, Rengstorff Avenue, and Shoreline Boulevard gateways.

Source: Fehr & Peers, 2024.

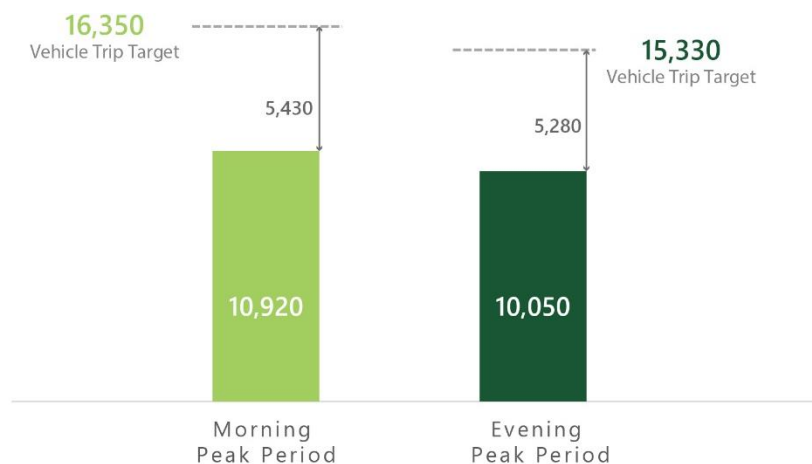


Figure 7-1: Directional Peak Period Gateway Vehicle Trip Cap Comparison for Shoreline Boulevard and Rengstorff Avenue Combined



As presented, the remaining target volume for the morning inbound peak period is 33%, and for the evening outbound peak period is 34%. Thus, the Spring 2024 gateway monitoring results are in compliance with the recommended North Bayshore Trip Cap Policy.

Figure 7-2 presents the trend in the percent of the North Bayshore District trip cap target for Shoreline Boulevard, Rengstorff Avenue, and San Antonio Road combined. Using this most recent the North Bayshore District trip cap definition, the morning and evening peak periods were within 70-80% of the directional peak period trip caps in the Spring of 2020. After restarting the monitoring in the Fall of 2021, the vehicle volume as percent of trip cap has been increasing in the past few cycles, but it is still below the pre-COVID level in Spring 2020.

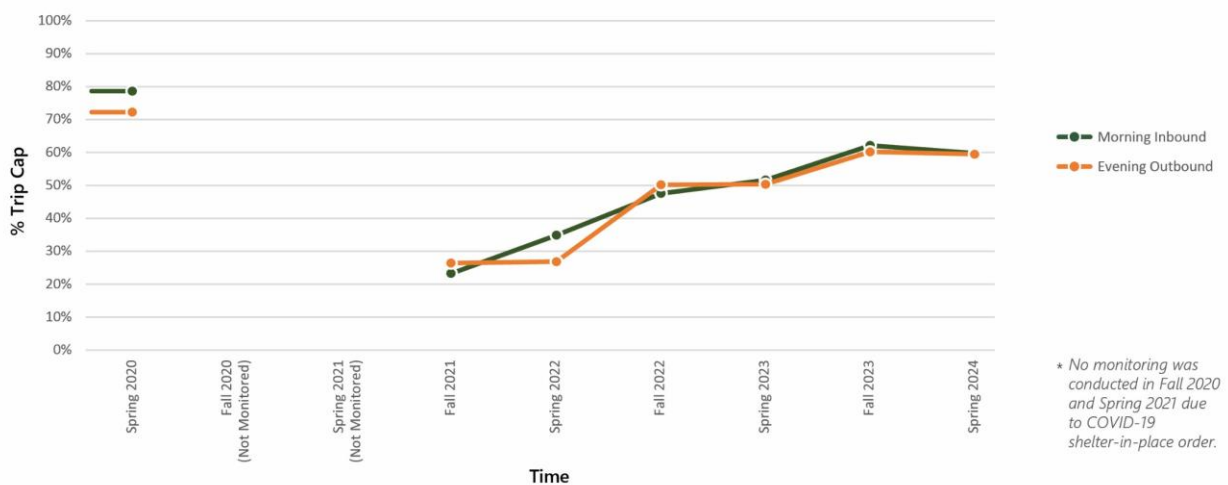


Figure 7-2: Percent of North Bayshore District Trip Cap (All Gateways Combined) Comparisons

For informational purposes, **Table 7-2** below includes the directional peak hour monitoring results in comparison to the peak hour trip targets. All gateways in both the morning and evening peak hours are below their respective trip targets.



Table 7-2: Gateway Trip Target Evaluation – Directional Peak Hour

| Gateway | Morning Inbound | | | | Evening Outbound | | | |
|--------------------------------------|---------------------|----------|---------------------------------|-------------------------------|---------------------|----------|---------------------------------|-------------------------------|
| | Volume ¹ | Trip Cap | Remaining Trip Cap ¹ | Percent of Trip Cap Remaining | Volume ¹ | Trip Cap | Remaining Trip Cap ¹ | Percent of Trip Cap Remaining |
| Individual Gateways | | | | | | | | |
| San Antonio Road ² | 640 | 1,530 | 890 | 58% | 620 | 1,340 | 720 | 54% |
| Rengstorff Avenue ³ | 2,200 | 2,960 | 760 | 26% | 1,560 | 2,380 | 820 | 34% |
| Shoreline Boulevard ³ | 2,170 | 2,490 | 320 | 13% | 2,110 | 2,730 | 620 | 23% |
| Combined Gateways⁴ | | | | | | | | |
| Total | 5,010 | 6,980 | 1,970 | 28% | 4,290 | 6,450 | 2,160 | 33% |

Note:

1. Vehicle volumes rounded to nearest 10.
2. San Antonio gateway trip cap based on 2014 NBPP.
3. Rengstorff Avenue and Shoreline Boulevard gateway directional trip caps are based on 2021 Circulation Study. The peak hour trip caps are one-third of the peak-period trip caps.
4. The combined gateways are the sum of the San Antonio Road, Rengstorff Avenue, and Shoreline Boulevard gateways.

Source: Fehr & Peers, 2024.



**Appendix A:
Spring 2024 North Bayshore District
Monitoring Data Collection Methods in
Mountain View, California**

Daily Count Observations

Fehr & Peers collected daily roadway and shared-use path segment counts at the North Bayshore gateways; Santiago Villa; and the Shoreline at Mountain View Regional Park. This daily data was collected for two consecutive weeks from Sunday January 21st to Saturday February 3rd, 2024. For this Spring 2024 monitoring period, an additional week of counts from Sunday February 11th to Saturday February 17th, 2024 was collected to supplement days of counts impacted by the rainy weather conditions. By collecting counts during this time, we ensured that all major schools are in session, and that no major holidays take place during our counts. The four-hour morning peak period (7:00 to 11:00 AM) and the evening peak period (3:00 to 7:30 PM) volumes for typical mid-week days (Tuesday, Wednesday, and Thursday) are reported, incorporating collected weeks of data.

Figure 1 shows the daily count locations, which are listed below:

1. San Antonio Road between Bayshore Parkway and Casey Avenue
2. Bayshore Parkway between San Antonio Road and Garcia Avenue
3. Rengstorff Avenue between US 101 Northbound Ramps and Garcia Avenue-Charleston Road
4. Shoreline Boulevard between US 101 Northbound Ramps-La Avenida and Pear Avenue
5. La Avenida between Shoreline Boulevard and Inigo Way

Additional count locations for Santiago Villa and the Shoreline at Mountain View Regional Park include:

6. Shoreline Boulevard north of North Road
7. Space Park Way at the entrance to Santiago Villa
8. Armand Avenue at the entrance to Santiago Villa

The additional shared-use path locations include:

9. Permanente Creek Trail between Old Middlefield Way and Charleston Road
10. Stevens Creek Trail between Moffett Boulevard and La Avenida

In addition to the daily counts described above, Fehr & Peers also collected peak period turning movement counts at the intersections of San Antonio Road / Bayshore Parkway and Shoreline Boulevard / La Avenida Street. Using these counts, we can estimate the internal North Bayshore trips that cross the gateway. Using the daily and intersection turning movement counts, Fehr & Peers estimated the volume of vehicles, pedestrians and bicyclists entering/exiting North Bayshore.

\\painsc.local\dfs-ent-data\San_Jose_N_Drive\Projects\SJ23_Projects\SJ23_2233_NBS_Fall_23_Spring_24\Graphics\ADOBENBS_Fall_23_Spring_24\Appendix_Fig01-02.ai



Appendix: Figure 1

Daily & Turning Movement Count Locations



Gateway Vehicle Classification Observations

While the daily volume counts were being conducted, we also conducted vehicle classification observations inbound during the morning peak period (7:00 to 11:00 AM) and outbound during the evening peak period (3:00 to 7:30 PM) on one typical mid-week day (Tuesday, Wednesday or Thursday) between Sunday January 21st to Saturday February 3rd, 2024. These observations are required in order to apply a detailed mode share to the collected traffic tube count volumes.

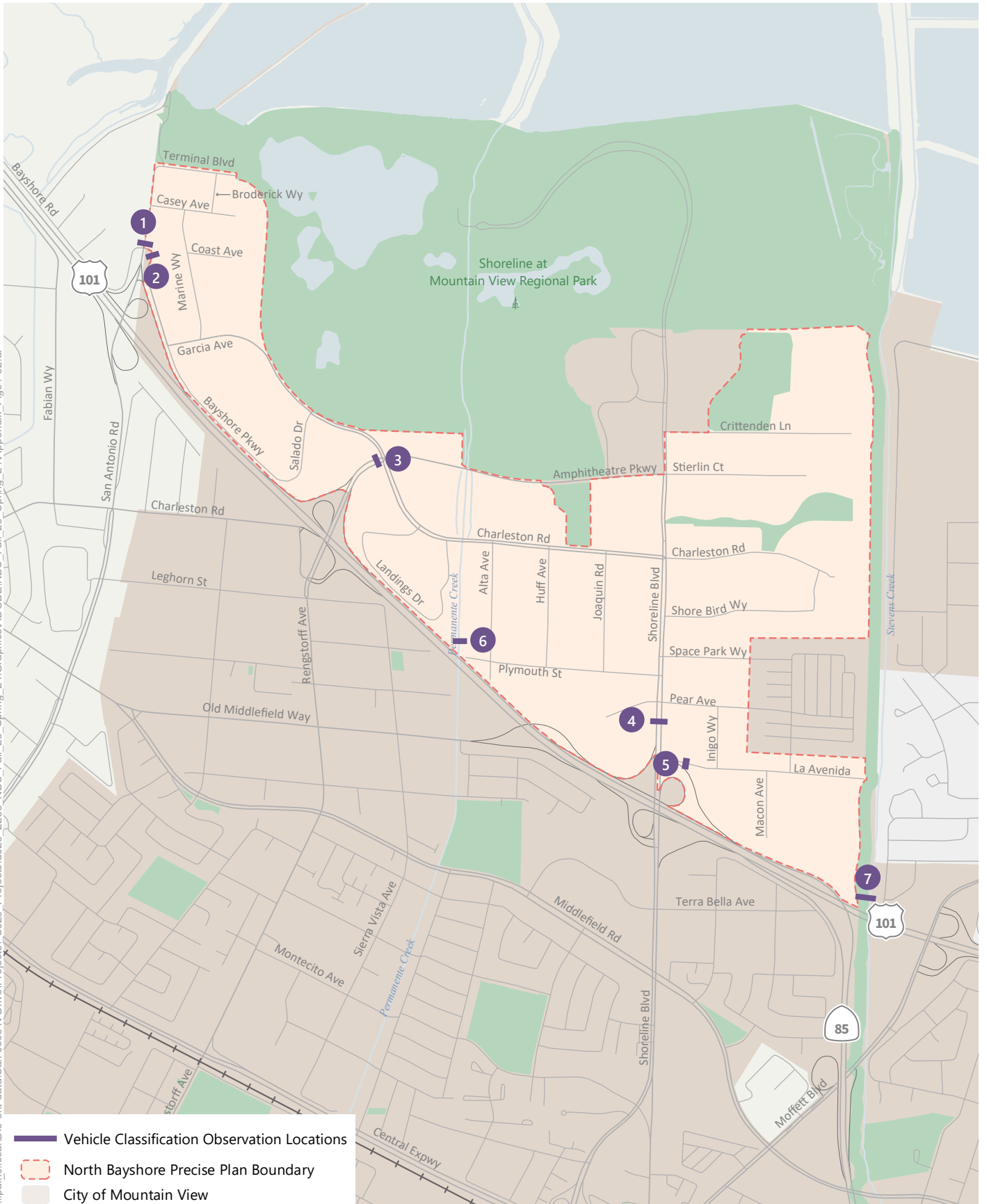
Since not all vehicle classification types can be collected via cameras, in-person observations were conducted at locations 1 through 5 as well as 9 through 10 listed above. **Figure 2** shows the location of these vehicle classification observation locations. Due to the complexity of observing the number of passengers in each personal automobile crossing the gateways, one observer was assigned for each direction of traffic.

Using these vehicle classification observations, volumes are classified into single occupant vehicles, carpool vehicles (vehicles with at least two people), TNCs (split by occupancy), transit vehicles, heavy vehicles, pedestrians and bicyclists. Furthermore, transit vehicles are split out by vehicle types including:

- Double Decker Employer Bus
- Standard Employer Bus
- Small Employer Bus
- MVgo Public Bus
- Valley Transit Authority (VTA) Public Bus
- Altamont Commuter Express (ACE) Bus

Combining the peak period gateway counts with peak period mode share data, we estimated a detailed breakdown of the peak direction North Bayshore traffic, splitting the traffic into all modes of transportation for the morning and evening peak periods.

\\fpa\nc\local\dfs-ent-data\San_Jose_N_Drive\Projects\SJ23_Projects\SJ23_2233_NBS_Fall_23_Spring_24\Graphics\ADOBENBS_Fall_23_Spring_24\Appendix_Fig01-02.ai



Appendix: Figure 2

Vehicle Classification Observation Locations



Bus Occupancy Observations

Fehr & Peers collected bus occupancy data at 17 bus stop locations presented in **Figure 3**. Some of the data were collected from the appropriate agencies in spreadsheet format, while other data were collected via in-person field observations. For all of the in-person field observations, Fehr & Peers has contracted with a local count vendor. Employer based bus occupancy data were also collected, described in the following section. Using this bus occupancy data, Fehr & Peers determined the number of persons entering North Bayshore during the morning peak period and exiting during the evening peak period on buses.

Public Transit Buses

Public transit buses that provide direct access to North Bayshore include Valley Transit Authority (VTA) buses, MVgo buses and Altamont Commuter Express (ACE) buses. The data collection method for each of these public transit buses is described below.

VTA Buses

VTA bus routes that provide direct access to North Bayshore are the VTA Route 40 (La Avenida & Inigo to Foothill College). Third party count vendor conducted in-person field observations for VTA bus route 40. These observations was conducted for the morning peak period (7:00 to 11:00 AM) and the evening peak period (3:00 to 7:00 PM) on one typical mid-week day (Tuesday, Wednesday or Thursday) between Sunday February 11th to Saturday February 17th, 2024 for the peak direction of travel.

For the morning peak period, local count vendors boarded VTA bus route 40 on the south side of Charleston Road, just east of the Rengstorff Avenue / Charleston Road intersection. This is the first inbound bus stop for VTA Route 40 in North Bayshore. First, while they wait to board the bus, count vendor's staff counted the number of passengers getting off the bus. Once aboard the bus, staff counted the number of passengers on the bus before getting to the next stop. By summing together the number of passengers getting off at the first bus stop and the passengers still on board, we can determine the number of passengers entering the North Bayshore Gateway for VTA Bus Route 40. We repeated this process between 7:00 AM and 11:00 AM. In doing so, we obtained bus occupancy data for the inbound direction of VTA bus route 40.

Similar to the inbound direction, count vendor's staff also collected VTA bus occupancy data for the outbound direction during the evening peak period. Count vendor's staff boarded the VTA Bus Route 40 at the Charleston Avenue / Huff Avenue bus stop (second to last bus stop in the outbound direction in North Bayshore), and got off the bus at the Charleston Avenue / Landings Drive bus stop. While on the bus, staff counted the number of passengers on the bus. We also counted the number of passengers boarding the bus at the last outbound stop at Charleston Avenue / Landings Drive. In doing so, we record the number of passengers leaving the North

Bayshore Gateway for VTA Bus Route 40. We repeated this process between 3:00 PM and 7:30 PM. In doing so, we obtained bus occupancy data for the outbound direction of VTA bus route 40 for the evening peak period.

MVgo Buses

MVgo bus boarding and alighting data was collected from the Mountain View Transportation Management Association (MVTMA) for corresponding weeks of field data collection. This agency collects boarding and alighting data for all of the MVgo buses, including the West Bayshore Shuttle route and the East Bayshore shuttle route. This data include the number of boardings and alightings for each bus stop, throughout the entire day. Using this information, Fehr & Peers determined MVgo bus occupancy for the peak direction of travel on a typical weekday (Tuesday, Wednesday and Thursday) between Sunday January 21st to Saturday February 3rd, 2024.

ACE Buses

The ACE orange shuttle also provides direct access to North Bayshore. For this route, count vendor's staff boarded the bus at the Shoreline Avenue / Pear Avenue bus stop and got off at the Shoreline Avenue / Space Park Way stop for the inbound direction. For the outbound direction, staff boarded at the Shoreline Avenue / Space Park Way stop and alight at the Shoreline Avenue / Pear Avenue stop. This process was repeated during the morning peak period for the inbound direction and during the evening peak period for the outbound direction.

Employer Based Buses

Employer based buses that provide direct access to North Bayshore include double decker buses, standard buses and small buses. The largest employers that use these buses include Google, Microsoft, Intuit and LinkedIn. Due to company policies, we cannot board the buses and therefore must use a different method than that of the public transit buses. The method for each employer's bus is described below. This in-person data collection was conducted by staff from a local count vendor. Once all the data was collected, Fehr & Peers aggregated the bus occupancy data by bus size to be used in the monitoring report.

Google Buses

Local count vendor staff were located at the Google bus stop locations including:

- For the inbound direction:
 - South side of Garcia Avenue between Salado Drive and Rengstorff Avenue
 - South side of Charleston Road just east of Rengstorff Avenue
 - South side of Charleston Road just west of Landings Drive (the west-most Landings Driveway)

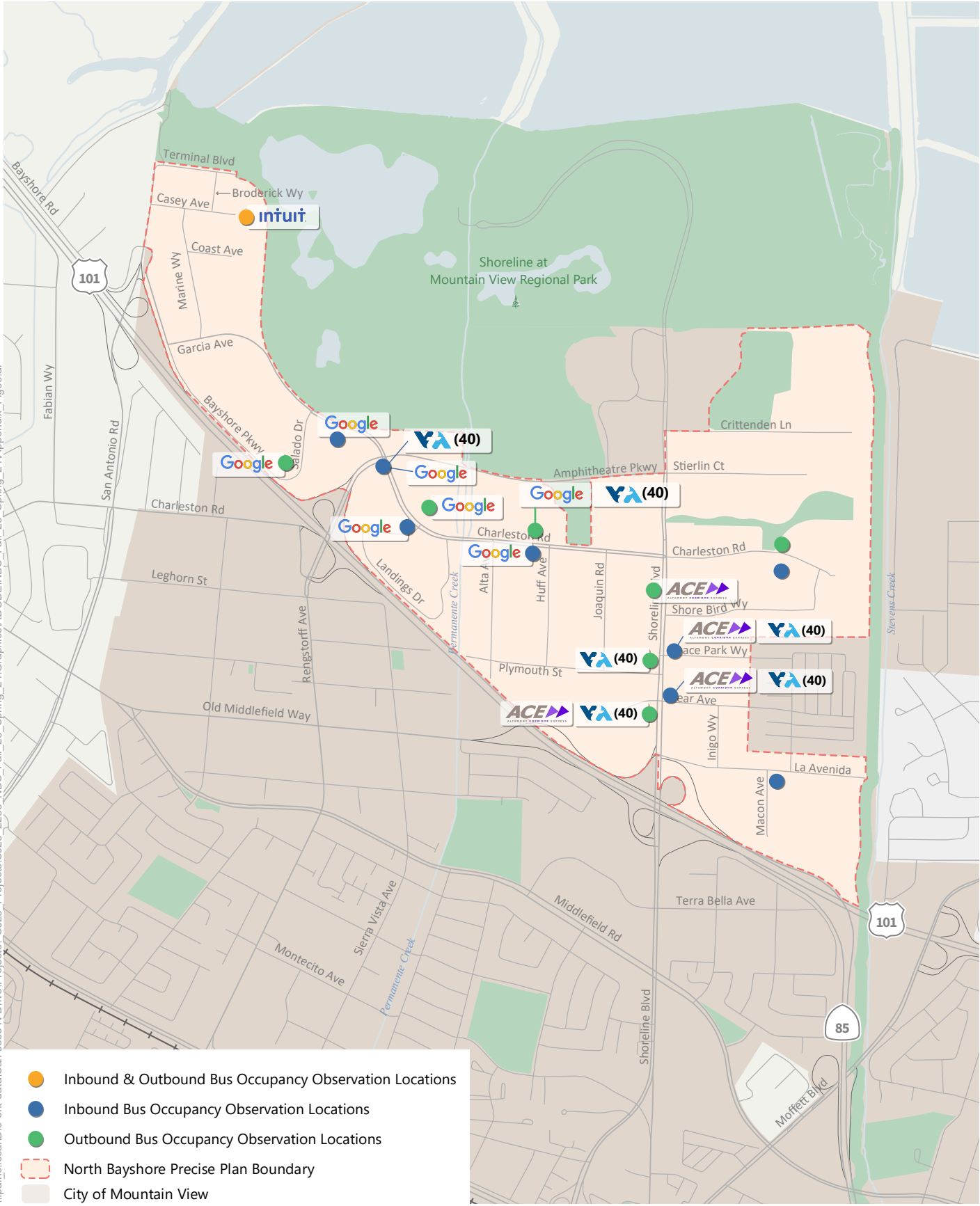
- South Side of Charleston Road just east of Huff Avenue
- In lot near Google 2644
- For the outbound direction:
 - Northside of Charleston Rd just east of Huff Ave
 - The Alza Google bus stop located on the driveway opposite of the west-most Landings Drive, on the east side of Charleston Avenue
 - In lot near Google 2644

Staff recorded the bus license plate number, the type of bus and the number of persons alighting the bus at the inbound locations during the morning peak period, and number of persons boarding the bus at the outbound locations during the evening peak period. Using this information, Fehr & Peers determined the bus occupancies for Google buses for the inbound direction during the morning peak period and the outbound direction for the evening peak period.

Intuit Buses

Local count vendor staff was located at the Intuit bus stop on Intuit's campus to the south of Coast Avenue. Staff recorded the type of bus and the number of people alighting during the morning peak period and boarding during the evening peak period. Using this information, Fehr & Peers determined the bus occupancy for different Intuit bus sizes for the inbound direction during the morning peak period and the outbound direction for the evening peak period.

\\painsc.local\dfs-ent-data\San_Jose_N_Drive\Projects\SJ23_Projects\SJ23_2233_NBS_Fall_23_Spring_24\Graphics\ADOBENBS_Fall_23_Spring_24\Appendix_Fig03.ai



- Inbound & Outbound Bus Occupancy Observation Locations
- Inbound Bus Occupancy Observation Locations
- Outbound Bus Occupancy Observation Locations
- North Bayshore Precise Plan Boundary
- City of Mountain View

* MVgo bus stops not included since no in-person data collection will be performed at these stops



Appendix: Figure 3
 Bus Occupancy Observation Locations

Appendix B: Gateway Vehicle Counts

Traffic Data Service -- San Jose, CA Class Report

CustomList-853 -- English (ENU)

Datasets:

Site: [8] ARMAND DR S OF SANTIAGO VILLA ENTRANCE
Data type: Axle sensors - Paired (Class/Speed/Count)

Profile:

Included classes: 1, 2, 3, 4, 5, 6, 7, 8, 9, 10, 11, 12, 13
Speed range: 0 - 100 mph.
Direction: North (bound), P = North, Lane = 0-16
Name: Default Profile
Scheme: Vehicle classification (Scheme F)
Units: Non metric (ft, mi, ft/s, mph, lb, ton)

Column Legend:

0 [Time] 24-hour time (0000 - 2359)
1 [Total] Number in time step
2 [Cls] Class totals

*** Sunday, January 21, 2024**

| Time | Total | Cls 1 | Cls 2 | Cls 3 | Cls 4 | Cls 5 | Cls 6 | Cls 7 | Cls 8 | Cls 9 | Cls 10 | Cls 11 | Cls 12 | Cls 13 |
|--------------|------------|----------|------------|-----------|----------|----------|----------|----------|----------|----------|----------|----------|----------|----------|
| <-- | | 1 | 2 | 3 | 4 | 5 | 6 | 7 | 8 | 9 | 10 | 11 | 12 | 13 |
| 0000 | 10 | 0 | 9 | 1 | 0 | 0 | 0 | 0 | 0 | 0 | 0 | 0 | 0 | 0 |
| 0100 | 7 | 0 | 6 | 1 | 0 | 0 | 0 | 0 | 0 | 0 | 0 | 0 | 0 | 0 |
| 0200 | 3 | 0 | 3 | 0 | 0 | 0 | 0 | 0 | 0 | 0 | 0 | 0 | 0 | 0 |
| 0300 | 1 | 0 | 1 | 0 | 0 | 0 | 0 | 0 | 0 | 0 | 0 | 0 | 0 | 0 |
| 0400 | 1 | 0 | 1 | 0 | 0 | 0 | 0 | 0 | 0 | 0 | 0 | 0 | 0 | 0 |
| 0500 | 0 | 0 | 0 | 0 | 0 | 0 | 0 | 0 | 0 | 0 | 0 | 0 | 0 | 0 |
| 0600 | 0 | 0 | 0 | 0 | 0 | 0 | 0 | 0 | 0 | 0 | 0 | 0 | 0 | 0 |
| 0700 | 3 | 0 | 3 | 0 | 0 | 0 | 0 | 0 | 0 | 0 | 0 | 0 | 0 | 0 |
| 0800 | 5 | 0 | 4 | 1 | 0 | 0 | 0 | 0 | 0 | 0 | 0 | 0 | 0 | 0 |
| 0900 | 9 | 0 | 9 | 0 | 0 | 0 | 0 | 0 | 0 | 0 | 0 | 0 | 0 | 0 |
| 1000 | 17 | 0 | 14 | 3 | 0 | 0 | 0 | 0 | 0 | 0 | 0 | 0 | 0 | 0 |
| 1100 | 23 | 0 | 18 | 5 | 0 | 0 | 0 | 0 | 0 | 0 | 0 | 0 | 0 | 0 |
| 1200 | 23 | 0 | 22 | 1 | 0 | 0 | 0 | 0 | 0 | 0 | 0 | 0 | 0 | 0 |
| 1300 | 22 | 3 | 13 | 6 | 0 | 0 | 0 | 0 | 0 | 0 | 0 | 0 | 0 | 0 |
| 1400 | 29 | 0 | 24 | 5 | 0 | 0 | 0 | 0 | 0 | 0 | 0 | 0 | 0 | 0 |
| 1500 | 28 | 0 | 25 | 3 | 0 | 0 | 0 | 0 | 0 | 0 | 0 | 0 | 0 | 0 |
| 1600 | 33 | 1 | 27 | 5 | 0 | 0 | 0 | 0 | 0 | 0 | 0 | 0 | 0 | 0 |
| 1700 | 31 | 1 | 26 | 4 | 0 | 0 | 0 | 0 | 0 | 0 | 0 | 0 | 0 | 0 |
| 1800 | 29 | 0 | 27 | 2 | 0 | 0 | 0 | 0 | 0 | 0 | 0 | 0 | 0 | 0 |
| 1900 | 18 | 2 | 14 | 2 | 0 | 0 | 0 | 0 | 0 | 0 | 0 | 0 | 0 | 0 |
| 2000 | 19 | 0 | 16 | 3 | 0 | 0 | 0 | 0 | 0 | 0 | 0 | 0 | 0 | 0 |
| 2100 | 18 | 0 | 17 | 1 | 0 | 0 | 0 | 0 | 0 | 0 | 0 | 0 | 0 | 0 |
| 2200 | 16 | 0 | 14 | 2 | 0 | 0 | 0 | 0 | 0 | 0 | 0 | 0 | 0 | 0 |
| 2300 | 6 | 0 | 6 | 0 | 0 | 0 | 0 | 0 | 0 | 0 | 0 | 0 | 0 | 0 |
| 07-19 | 252 | 5 | 212 | 35 | 0 | 0 | 0 | 0 | 0 | 0 | 0 | 0 | 0 | 0 |
| 06-22 | 307 | 7 | 259 | 41 | 0 | 0 | 0 | 0 | 0 | 0 | 0 | 0 | 0 | 0 |
| 06-00 | 329 | 7 | 279 | 43 | 0 | 0 | 0 | 0 | 0 | 0 | 0 | 0 | 0 | 0 |
| 00-00 | 351 | 7 | 299 | 45 | 0 | 0 | 0 | 0 | 0 | 0 | 0 | 0 | 0 | 0 |

Peak step 16:00 (33) AM Peak step 11:00 (23) PM Peak step 16:00 (33)

*** Monday, January 22, 2024**

| Time | Total | Cls 1 | Cls 2 | Cls 3 | Cls 4 | Cls 5 | Cls 6 | Cls 7 | Cls 8 | Cls 9 | Cls 10 | Cls 11 | Cls 12 | Cls 13 |
|--------------|------------|----------|------------|-----------|----------|----------|----------|----------|----------|----------|----------|----------|----------|----------|
| <-- | | 1 | 2 | 3 | 4 | 5 | 6 | 7 | 8 | 9 | 10 | 11 | 12 | 13 |
| 0000 | 5 | 0 | 5 | 0 | 0 | 0 | 0 | 0 | 0 | 0 | 0 | 0 | 0 | 0 |
| 0100 | 3 | 0 | 3 | 0 | 0 | 0 | 0 | 0 | 0 | 0 | 0 | 0 | 0 | 0 |
| 0200 | 2 | 0 | 2 | 0 | 0 | 0 | 0 | 0 | 0 | 0 | 0 | 0 | 0 | 0 |
| 0300 | 1 | 0 | 1 | 0 | 0 | 0 | 0 | 0 | 0 | 0 | 0 | 0 | 0 | 0 |
| 0400 | 0 | 0 | 0 | 0 | 0 | 0 | 0 | 0 | 0 | 0 | 0 | 0 | 0 | 0 |
| 0500 | 8 | 0 | 7 | 1 | 0 | 0 | 0 | 0 | 0 | 0 | 0 | 0 | 0 | 0 |
| 0600 | 4 | 0 | 3 | 1 | 0 | 0 | 0 | 0 | 0 | 0 | 0 | 0 | 0 | 0 |
| 0700 | 15 | 0 | 11 | 4 | 0 | 0 | 0 | 0 | 0 | 0 | 0 | 0 | 0 | 0 |
| 0800 | 42 | 2 | 31 | 8 | 1 | 0 | 0 | 0 | 0 | 0 | 0 | 0 | 0 | 0 |
| 0900 | 22 | 0 | 14 | 8 | 0 | 0 | 0 | 0 | 0 | 0 | 0 | 0 | 0 | 0 |
| 1000 | 10 | 1 | 8 | 1 | 0 | 0 | 0 | 0 | 0 | 0 | 0 | 0 | 0 | 0 |
| 1100 | 13 | 0 | 9 | 4 | 0 | 0 | 0 | 0 | 0 | 0 | 0 | 0 | 0 | 0 |
| 1200 | 18 | 0 | 15 | 3 | 0 | 0 | 0 | 0 | 0 | 0 | 0 | 0 | 0 | 0 |
| 1300 | 27 | 2 | 22 | 3 | 0 | 0 | 0 | 0 | 0 | 0 | 0 | 0 | 0 | 0 |
| 1400 | 22 | 0 | 20 | 2 | 0 | 0 | 0 | 0 | 0 | 0 | 0 | 0 | 0 | 0 |
| 1500 | 38 | 0 | 30 | 8 | 0 | 0 | 0 | 0 | 0 | 0 | 0 | 0 | 0 | 0 |
| 1600 | 36 | 1 | 30 | 5 | 0 | 0 | 0 | 0 | 0 | 0 | 0 | 0 | 0 | 0 |
| 1700 | 42 | 0 | 36 | 6 | 0 | 0 | 0 | 0 | 0 | 0 | 0 | 0 | 0 | 0 |
| 1800 | 27 | 0 | 24 | 3 | 0 | 0 | 0 | 0 | 0 | 0 | 0 | 0 | 0 | 0 |
| 1900 | 27 | 0 | 22 | 5 | 0 | 0 | 0 | 0 | 0 | 0 | 0 | 0 | 0 | 0 |
| 2000 | 16 | 1 | 12 | 3 | 0 | 0 | 0 | 0 | 0 | 0 | 0 | 0 | 0 | 0 |
| 2100 | 19 | 0 | 12 | 7 | 0 | 0 | 0 | 0 | 0 | 0 | 0 | 0 | 0 | 0 |
| 2200 | 14 | 0 | 12 | 2 | 0 | 0 | 0 | 0 | 0 | 0 | 0 | 0 | 0 | 0 |
| 2300 | 8 | 0 | 5 | 3 | 0 | 0 | 0 | 0 | 0 | 0 | 0 | 0 | 0 | 0 |
| 07-19 | 312 | 6 | 250 | 55 | 1 | 0 | 0 | 0 | 0 | 0 | 0 | 0 | 0 | 0 |
| 06-22 | 378 | 7 | 299 | 71 | 1 | 0 | 0 | 0 | 0 | 0 | 0 | 0 | 0 | 0 |
| 06-00 | 400 | 7 | 316 | 76 | 1 | 0 | 0 | 0 | 0 | 0 | 0 | 0 | 0 | 0 |
| 00-00 | 419 | 7 | 334 | 77 | 1 | 0 | 0 | 0 | 0 | 0 | 0 | 0 | 0 | 0 |

Peak step 8:00 (42) AM Peak step 8:00 (42) PM Peak step 17:00 (42)

*** Tuesday, January 23, 2024**

| Time | Total | Cls 1 | Cls 2 | Cls 3 | Cls 4 | Cls 5 | Cls 6 | Cls 7 | Cls 8 | Cls 9 | Cls 10 | Cls 11 | Cls 12 | Cls 13 |
|--------------|------------|-----------|------------|-----------|----------|----------|----------|----------|----------|----------|----------|----------|----------|----------|
| <-- | | 1 | 2 | 3 | 4 | 5 | 6 | 7 | 8 | 9 | 10 | 11 | 12 | 13 |
| 0000 | 4 | 0 | 4 | 0 | 0 | 0 | 0 | 0 | 0 | 0 | 0 | 0 | 0 | 0 |
| 0100 | 1 | 0 | 1 | 0 | 0 | 0 | 0 | 0 | 0 | 0 | 0 | 0 | 0 | 0 |
| 0200 | 4 | 0 | 4 | 0 | 0 | 0 | 0 | 0 | 0 | 0 | 0 | 0 | 0 | 0 |
| 0300 | 1 | 0 | 1 | 0 | 0 | 0 | 0 | 0 | 0 | 0 | 0 | 0 | 0 | 0 |
| 0400 | 0 | 0 | 0 | 0 | 0 | 0 | 0 | 0 | 0 | 0 | 0 | 0 | 0 | 0 |
| 0500 | 3 | 0 | 3 | 0 | 0 | 0 | 0 | 0 | 0 | 0 | 0 | 0 | 0 | 0 |
| 0600 | 5 | 0 | 5 | 0 | 0 | 0 | 0 | 0 | 0 | 0 | 0 | 0 | 0 | 0 |
| 0700 | 14 | 0 | 11 | 3 | 0 | 0 | 0 | 0 | 0 | 0 | 0 | 0 | 0 | 0 |
| 0800 | 22 | 4 | 16 | 1 | 0 | 0 | 1 | 0 | 0 | 0 | 0 | 0 | 0 | 0 |
| 0900 | 14 | 5 | 9 | 0 | 0 | 0 | 0 | 0 | 0 | 0 | 0 | 0 | 0 | 0 |
| 1000 | 11 | 2 | 8 | 1 | 0 | 0 | 0 | 0 | 0 | 0 | 0 | 0 | 0 | 0 |
| 1100 | 13 | 0 | 10 | 3 | 0 | 0 | 0 | 0 | 0 | 0 | 0 | 0 | 0 | 0 |
| 1200 | 28 | 0 | 25 | 2 | 0 | 1 | 0 | 0 | 0 | 0 | 0 | 0 | 0 | 0 |
| 1300 | 16 | 2 | 13 | 1 | 0 | 0 | 0 | 0 | 0 | 0 | 0 | 0 | 0 | 0 |
| 1400 | 27 | 3 | 22 | 2 | 0 | 0 | 0 | 0 | 0 | 0 | 0 | 0 | 0 | 0 |
| 1500 | 39 | 2 | 33 | 4 | 0 | 0 | 0 | 0 | 0 | 0 | 0 | 0 | 0 | 0 |
| 1600 | 39 | 0 | 35 | 4 | 0 | 0 | 0 | 0 | 0 | 0 | 0 | 0 | 0 | 0 |
| 1700 | 31 | 2 | 23 | 6 | 0 | 0 | 0 | 0 | 0 | 0 | 0 | 0 | 0 | 0 |
| 1800 | 40 | 0 | 31 | 9 | 0 | 0 | 0 | 0 | 0 | 0 | 0 | 0 | 0 | 0 |
| 1900 | 27 | 1 | 21 | 5 | 0 | 0 | 0 | 0 | 0 | 0 | 0 | 0 | 0 | 0 |
| 2000 | 20 | 0 | 18 | 2 | 0 | 0 | 0 | 0 | 0 | 0 | 0 | 0 | 0 | 0 |
| 2100 | 16 | 0 | 15 | 1 | 0 | 0 | 0 | 0 | 0 | 0 | 0 | 0 | 0 | 0 |
| 2200 | 14 | 0 | 10 | 4 | 0 | 0 | 0 | 0 | 0 | 0 | 0 | 0 | 0 | 0 |
| 2300 | 12 | 0 | 10 | 2 | 0 | 0 | 0 | 0 | 0 | 0 | 0 | 0 | 0 | 0 |
| 07-19 | 294 | 20 | 236 | 36 | 0 | 1 | 1 | 0 | 0 | 0 | 0 | 0 | 0 | 0 |
| 06-22 | 362 | 21 | 295 | 44 | 0 | 1 | 1 | 0 | 0 | 0 | 0 | 0 | 0 | 0 |
| 06-00 | 388 | 21 | 315 | 50 | 0 | 1 | 1 | 0 | 0 | 0 | 0 | 0 | 0 | 0 |
| 00-00 | 401 | 21 | 328 | 50 | 0 | 1 | 1 | 0 | 0 | 0 | 0 | 0 | 0 | 0 |

Peak step 18:00 (40) AM Peak step 8:00 (22) PM Peak step 18:00 (40)

*** Wednesday, January 24, 2024**

| Time | Total | Cls | Cls | Cls | Cls | Cls | Cls | Cls | Cls | Cls | Cls | Cls | Cls | Cls |
|--------------|------------|-----------|------------|-----------|----------|----------|----------|----------|----------|----------|----------|----------|----------|----------|
| <-- | | 1 | 2 | 3 | 4 | 5 | 6 | 7 | 8 | 9 | 10 | 11 | 12 | 13 |
| 0000 | 5 | 0 | 4 | 1 | 0 | 0 | 0 | 0 | 0 | 0 | 0 | 0 | 0 | 0 |
| 0100 | 1 | 0 | 1 | 0 | 0 | 0 | 0 | 0 | 0 | 0 | 0 | 0 | 0 | 0 |
| 0200 | 3 | 0 | 3 | 0 | 0 | 0 | 0 | 0 | 0 | 0 | 0 | 0 | 0 | 0 |
| 0300 | 1 | 0 | 1 | 0 | 0 | 0 | 0 | 0 | 0 | 0 | 0 | 0 | 0 | 0 |
| 0400 | 1 | 0 | 1 | 0 | 0 | 0 | 0 | 0 | 0 | 0 | 0 | 0 | 0 | 0 |
| 0500 | 3 | 0 | 3 | 0 | 0 | 0 | 0 | 0 | 0 | 0 | 0 | 0 | 0 | 0 |
| 0600 | 5 | 0 | 4 | 1 | 0 | 0 | 0 | 0 | 0 | 0 | 0 | 0 | 0 | 0 |
| 0700 | 13 | 0 | 9 | 4 | 0 | 0 | 0 | 0 | 0 | 0 | 0 | 0 | 0 | 0 |
| 0800 | 21 | 3 | 18 | 0 | 0 | 0 | 0 | 0 | 0 | 0 | 0 | 0 | 0 | 0 |
| 0900 | 14 | 3 | 9 | 2 | 0 | 0 | 0 | 0 | 0 | 0 | 0 | 0 | 0 | 0 |
| 1000 | 13 | 2 | 9 | 2 | 0 | 0 | 0 | 0 | 0 | 0 | 0 | 0 | 0 | 0 |
| 1100 | 18 | 2 | 11 | 5 | 0 | 0 | 0 | 0 | 0 | 0 | 0 | 0 | 0 | 0 |
| 1200 | 16 | 1 | 11 | 4 | 0 | 0 | 0 | 0 | 0 | 0 | 0 | 0 | 0 | 0 |
| 1300 | 17 | 2 | 11 | 3 | 0 | 1 | 0 | 0 | 0 | 0 | 0 | 0 | 0 | 0 |
| 1400 | 27 | 1 | 21 | 5 | 0 | 0 | 0 | 0 | 0 | 0 | 0 | 0 | 0 | 0 |
| 1500 | 41 | 2 | 32 | 7 | 0 | 0 | 0 | 0 | 0 | 0 | 0 | 0 | 0 | 0 |
| 1600 | 34 | 1 | 26 | 6 | 0 | 1 | 0 | 0 | 0 | 0 | 0 | 0 | 0 | 0 |
| 1700 | 44 | 1 | 40 | 3 | 0 | 0 | 0 | 0 | 0 | 0 | 0 | 0 | 0 | 0 |
| 1800 | 38 | 2 | 30 | 6 | 0 | 0 | 0 | 0 | 0 | 0 | 0 | 0 | 0 | 0 |
| 1900 | 26 | 1 | 21 | 4 | 0 | 0 | 0 | 0 | 0 | 0 | 0 | 0 | 0 | 0 |
| 2000 | 23 | 0 | 19 | 4 | 0 | 0 | 0 | 0 | 0 | 0 | 0 | 0 | 0 | 0 |
| 2100 | 14 | 1 | 10 | 3 | 0 | 0 | 0 | 0 | 0 | 0 | 0 | 0 | 0 | 0 |
| 2200 | 15 | 0 | 11 | 4 | 0 | 0 | 0 | 0 | 0 | 0 | 0 | 0 | 0 | 0 |
| 2300 | 12 | 0 | 12 | 0 | 0 | 0 | 0 | 0 | 0 | 0 | 0 | 0 | 0 | 0 |
| 07-19 | 296 | 20 | 227 | 47 | 0 | 2 | 0 | 0 | 0 | 0 | 0 | 0 | 0 | 0 |
| 06-22 | 364 | 22 | 281 | 59 | 0 | 2 | 0 | 0 | 0 | 0 | 0 | 0 | 0 | 0 |
| 06-00 | 391 | 22 | 304 | 63 | 0 | 2 | 0 | 0 | 0 | 0 | 0 | 0 | 0 | 0 |
| 00-00 | 405 | 22 | 317 | 64 | 0 | 2 | 0 | 0 | 0 | 0 | 0 | 0 | 0 | 0 |

Peak step 17:00 (44) AM Peak step 8:00 (21) PM Peak step 17:00 (44)

*** Thursday, January 25, 2024**

| Time | Total | Cls | Cls | Cls | Cls | Cls | Cls | Cls | Cls | Cls | Cls | Cls | Cls | Cls |
|--------------|------------|-----------|------------|-----------|----------|----------|----------|----------|----------|----------|----------|----------|----------|----------|
| <-- | | 1 | 2 | 3 | 4 | 5 | 6 | 7 | 8 | 9 | 10 | 11 | 12 | 13 |
| 0000 | 3 | 0 | 3 | 0 | 0 | 0 | 0 | 0 | 0 | 0 | 0 | 0 | 0 | 0 |
| 0100 | 3 | 0 | 2 | 1 | 0 | 0 | 0 | 0 | 0 | 0 | 0 | 0 | 0 | 0 |
| 0200 | 3 | 0 | 3 | 0 | 0 | 0 | 0 | 0 | 0 | 0 | 0 | 0 | 0 | 0 |
| 0300 | 2 | 0 | 2 | 0 | 0 | 0 | 0 | 0 | 0 | 0 | 0 | 0 | 0 | 0 |
| 0400 | 1 | 0 | 0 | 1 | 0 | 0 | 0 | 0 | 0 | 0 | 0 | 0 | 0 | 0 |
| 0500 | 3 | 0 | 2 | 1 | 0 | 0 | 0 | 0 | 0 | 0 | 0 | 0 | 0 | 0 |
| 0600 | 7 | 0 | 5 | 2 | 0 | 0 | 0 | 0 | 0 | 0 | 0 | 0 | 0 | 0 |
| 0700 | 10 | 1 | 7 | 2 | 0 | 0 | 0 | 0 | 0 | 0 | 0 | 0 | 0 | 0 |
| 0800 | 23 | 2 | 20 | 0 | 0 | 0 | 1 | 0 | 0 | 0 | 0 | 0 | 0 | 0 |
| 0900 | 20 | 3 | 13 | 3 | 0 | 1 | 0 | 0 | 0 | 0 | 0 | 0 | 0 | 0 |
| 1000 | 11 | 1 | 8 | 2 | 0 | 0 | 0 | 0 | 0 | 0 | 0 | 0 | 0 | 0 |
| 1100 | 17 | 1 | 16 | 0 | 0 | 0 | 0 | 0 | 0 | 0 | 0 | 0 | 0 | 0 |
| 1200 | 23 | 3 | 19 | 1 | 0 | 0 | 0 | 0 | 0 | 0 | 0 | 0 | 0 | 0 |
| 1300 | 23 | 2 | 19 | 2 | 0 | 0 | 0 | 0 | 0 | 0 | 0 | 0 | 0 | 0 |
| 1400 | 30 | 1 | 24 | 5 | 0 | 0 | 0 | 0 | 0 | 0 | 0 | 0 | 0 | 0 |
| 1500 | 32 | 1 | 25 | 6 | 0 | 0 | 0 | 0 | 0 | 0 | 0 | 0 | 0 | 0 |
| 1600 | 36 | 2 | 31 | 3 | 0 | 0 | 0 | 0 | 0 | 0 | 0 | 0 | 0 | 0 |
| 1700 | 24 | 3 | 18 | 3 | 0 | 0 | 0 | 0 | 0 | 0 | 0 | 0 | 0 | 0 |
| 1800 | 40 | 1 | 32 | 6 | 0 | 1 | 0 | 0 | 0 | 0 | 0 | 0 | 0 | 0 |
| 1900 | 29 | 0 | 26 | 3 | 0 | 0 | 0 | 0 | 0 | 0 | 0 | 0 | 0 | 0 |
| 2000 | 24 | 1 | 21 | 2 | 0 | 0 | 0 | 0 | 0 | 0 | 0 | 0 | 0 | 0 |
| 2100 | 22 | 0 | 20 | 2 | 0 | 0 | 0 | 0 | 0 | 0 | 0 | 0 | 0 | 0 |
| 2200 | 9 | 0 | 8 | 1 | 0 | 0 | 0 | 0 | 0 | 0 | 0 | 0 | 0 | 0 |
| 2300 | 10 | 0 | 9 | 1 | 0 | 0 | 0 | 0 | 0 | 0 | 0 | 0 | 0 | 0 |
| 07-19 | 289 | 21 | 232 | 33 | 0 | 2 | 1 | 0 | 0 | 0 | 0 | 0 | 0 | 0 |
| 06-22 | 371 | 22 | 304 | 42 | 0 | 2 | 1 | 0 | 0 | 0 | 0 | 0 | 0 | 0 |
| 06-00 | 390 | 22 | 321 | 44 | 0 | 2 | 1 | 0 | 0 | 0 | 0 | 0 | 0 | 0 |
| 00-00 | 405 | 22 | 333 | 47 | 0 | 2 | 1 | 0 | 0 | 0 | 0 | 0 | 0 | 0 |

Peak step 18:00 (40) AM Peak step 8:00 (23) PM Peak step 18:00 (40)

*** Friday, January 26, 2024**

| Time | Total | Cls 1 | Cls 2 | Cls 3 | Cls 4 | Cls 5 | Cls 6 | Cls 7 | Cls 8 | Cls 9 | Cls 10 | Cls 11 | Cls 12 | Cls 13 |
|--------------|------------|-----------|------------|-----------|----------|----------|----------|----------|----------|----------|----------|----------|----------|----------|
| <-- | | 1 | 2 | 3 | 4 | 5 | 6 | 7 | 8 | 9 | 10 | 11 | 12 | 13 |
| 0000 | 7 | 0 | 6 | 1 | 0 | 0 | 0 | 0 | 0 | 0 | 0 | 0 | 0 | 0 |
| 0100 | 2 | 0 | 2 | 0 | 0 | 0 | 0 | 0 | 0 | 0 | 0 | 0 | 0 | 0 |
| 0200 | 2 | 0 | 2 | 0 | 0 | 0 | 0 | 0 | 0 | 0 | 0 | 0 | 0 | 0 |
| 0300 | 3 | 0 | 3 | 0 | 0 | 0 | 0 | 0 | 0 | 0 | 0 | 0 | 0 | 0 |
| 0400 | 0 | 0 | 0 | 0 | 0 | 0 | 0 | 0 | 0 | 0 | 0 | 0 | 0 | 0 |
| 0500 | 2 | 0 | 2 | 0 | 0 | 0 | 0 | 0 | 0 | 0 | 0 | 0 | 0 | 0 |
| 0600 | 6 | 0 | 4 | 1 | 1 | 0 | 0 | 0 | 0 | 0 | 0 | 0 | 0 | 0 |
| 0700 | 6 | 0 | 5 | 1 | 0 | 0 | 0 | 0 | 0 | 0 | 0 | 0 | 0 | 0 |
| 0800 | 14 | 3 | 8 | 2 | 0 | 0 | 0 | 0 | 1 | 0 | 0 | 0 | 0 | 0 |
| 0900 | 16 | 1 | 12 | 3 | 0 | 0 | 0 | 0 | 0 | 0 | 0 | 0 | 0 | 0 |
| 1000 | 18 | 1 | 14 | 3 | 0 | 0 | 0 | 0 | 0 | 0 | 0 | 0 | 0 | 0 |
| 1100 | 24 | 1 | 18 | 5 | 0 | 0 | 0 | 0 | 0 | 0 | 0 | 0 | 0 | 0 |
| 1200 | 27 | 1 | 22 | 4 | 0 | 0 | 0 | 0 | 0 | 0 | 0 | 0 | 0 | 0 |
| 1300 | 32 | 3 | 24 | 5 | 0 | 0 | 0 | 0 | 0 | 0 | 0 | 0 | 0 | 0 |
| 1400 | 28 | 0 | 25 | 2 | 0 | 1 | 0 | 0 | 0 | 0 | 0 | 0 | 0 | 0 |
| 1500 | 41 | 2 | 31 | 8 | 0 | 0 | 0 | 0 | 0 | 0 | 0 | 0 | 0 | 0 |
| 1600 | 33 | 2 | 25 | 6 | 0 | 0 | 0 | 0 | 0 | 0 | 0 | 0 | 0 | 0 |
| 1700 | 34 | 0 | 26 | 8 | 0 | 0 | 0 | 0 | 0 | 0 | 0 | 0 | 0 | 0 |
| 1800 | 39 | 2 | 33 | 3 | 1 | 0 | 0 | 0 | 0 | 0 | 0 | 0 | 0 | 0 |
| 1900 | 26 | 0 | 24 | 2 | 0 | 0 | 0 | 0 | 0 | 0 | 0 | 0 | 0 | 0 |
| 2000 | 18 | 0 | 16 | 2 | 0 | 0 | 0 | 0 | 0 | 0 | 0 | 0 | 0 | 0 |
| 2100 | 25 | 1 | 21 | 3 | 0 | 0 | 0 | 0 | 0 | 0 | 0 | 0 | 0 | 0 |
| 2200 | 16 | 1 | 14 | 1 | 0 | 0 | 0 | 0 | 0 | 0 | 0 | 0 | 0 | 0 |
| 2300 | 10 | 0 | 10 | 0 | 0 | 0 | 0 | 0 | 0 | 0 | 0 | 0 | 0 | 0 |
| 07-19 | 312 | 16 | 243 | 50 | 1 | 1 | 0 | 0 | 1 | 0 | 0 | 0 | 0 | 0 |
| 06-22 | 387 | 17 | 308 | 58 | 2 | 1 | 0 | 0 | 1 | 0 | 0 | 0 | 0 | 0 |
| 06-00 | 413 | 18 | 332 | 59 | 2 | 1 | 0 | 0 | 1 | 0 | 0 | 0 | 0 | 0 |
| 00-00 | 429 | 18 | 347 | 60 | 2 | 1 | 0 | 0 | 1 | 0 | 0 | 0 | 0 | 0 |

Peak step 15:00 (41) AM Peak step 11:00 (24) PM Peak step 15:00 (41)

*** Saturday, January 27, 2024**

| Time | Total | Cls 1 | Cls 2 | Cls 3 | Cls 4 | Cls 5 | Cls 6 | Cls 7 | Cls 8 | Cls 9 | Cls 10 | Cls 11 | Cls 12 | Cls 13 |
|--------------|------------|----------|------------|-----------|----------|----------|----------|----------|----------|----------|----------|----------|----------|----------|
| <-- | | 1 | 2 | 3 | 4 | 5 | 6 | 7 | 8 | 9 | 10 | 11 | 12 | 13 |
| 0000 | 5 | 0 | 5 | 0 | 0 | 0 | 0 | 0 | 0 | 0 | 0 | 0 | 0 | 0 |
| 0100 | 5 | 0 | 4 | 1 | 0 | 0 | 0 | 0 | 0 | 0 | 0 | 0 | 0 | 0 |
| 0200 | 3 | 0 | 2 | 1 | 0 | 0 | 0 | 0 | 0 | 0 | 0 | 0 | 0 | 0 |
| 0300 | 7 | 0 | 7 | 0 | 0 | 0 | 0 | 0 | 0 | 0 | 0 | 0 | 0 | 0 |
| 0400 | 5 | 0 | 5 | 0 | 0 | 0 | 0 | 0 | 0 | 0 | 0 | 0 | 0 | 0 |
| 0500 | 1 | 0 | 1 | 0 | 0 | 0 | 0 | 0 | 0 | 0 | 0 | 0 | 0 | 0 |
| 0600 | 2 | 0 | 2 | 0 | 0 | 0 | 0 | 0 | 0 | 0 | 0 | 0 | 0 | 0 |
| 0700 | 6 | 0 | 6 | 0 | 0 | 0 | 0 | 0 | 0 | 0 | 0 | 0 | 0 | 0 |
| 0800 | 9 | 0 | 8 | 1 | 0 | 0 | 0 | 0 | 0 | 0 | 0 | 0 | 0 | 0 |
| 0900 | 13 | 1 | 9 | 3 | 0 | 0 | 0 | 0 | 0 | 0 | 0 | 0 | 0 | 0 |
| 1000 | 11 | 0 | 7 | 4 | 0 | 0 | 0 | 0 | 0 | 0 | 0 | 0 | 0 | 0 |
| 1100 | 19 | 0 | 15 | 4 | 0 | 0 | 0 | 0 | 0 | 0 | 0 | 0 | 0 | 0 |
| 1200 | 19 | 1 | 18 | 0 | 0 | 0 | 0 | 0 | 0 | 0 | 0 | 0 | 0 | 0 |
| 1300 | 23 | 0 | 19 | 4 | 0 | 0 | 0 | 0 | 0 | 0 | 0 | 0 | 0 | 0 |
| 1400 | 29 | 0 | 24 | 4 | 1 | 0 | 0 | 0 | 0 | 0 | 0 | 0 | 0 | 0 |
| 1500 | 31 | 1 | 25 | 5 | 0 | 0 | 0 | 0 | 0 | 0 | 0 | 0 | 0 | 0 |
| 1600 | 34 | 1 | 26 | 7 | 0 | 0 | 0 | 0 | 0 | 0 | 0 | 0 | 0 | 0 |
| 1700 | 29 | 0 | 27 | 2 | 0 | 0 | 0 | 0 | 0 | 0 | 0 | 0 | 0 | 0 |
| 1800 | 37 | 0 | 31 | 5 | 1 | 0 | 0 | 0 | 0 | 0 | 0 | 0 | 0 | 0 |
| 1900 | 25 | 0 | 23 | 2 | 0 | 0 | 0 | 0 | 0 | 0 | 0 | 0 | 0 | 0 |
| 2000 | 20 | 0 | 14 | 6 | 0 | 0 | 0 | 0 | 0 | 0 | 0 | 0 | 0 | 0 |
| 2100 | 19 | 0 | 19 | 0 | 0 | 0 | 0 | 0 | 0 | 0 | 0 | 0 | 0 | 0 |
| 2200 | 20 | 0 | 18 | 2 | 0 | 0 | 0 | 0 | 0 | 0 | 0 | 0 | 0 | 0 |
| 2300 | 13 | 0 | 12 | 1 | 0 | 0 | 0 | 0 | 0 | 0 | 0 | 0 | 0 | 0 |
| 07-19 | 260 | 4 | 215 | 39 | 2 | 0 | 0 | 0 | 0 | 0 | 0 | 0 | 0 | 0 |
| 06-22 | 326 | 4 | 273 | 47 | 2 | 0 | 0 | 0 | 0 | 0 | 0 | 0 | 0 | 0 |
| 06-00 | 359 | 4 | 303 | 50 | 2 | 0 | 0 | 0 | 0 | 0 | 0 | 0 | 0 | 0 |
| 00-00 | 385 | 4 | 327 | 52 | 2 | 0 | 0 | 0 | 0 | 0 | 0 | 0 | 0 | 0 |

Peak step 18:00 (37) AM Peak step 11:00 (19) PM Peak step 18:00 (37)

*** Sunday, January 28, 2024**

| Time | Total | Cls 1 | Cls 2 | Cls 3 | Cls 4 | Cls 5 | Cls 6 | Cls 7 | Cls 8 | Cls 9 | Cls 10 | Cls 11 | Cls 12 | Cls 13 |
|--------------|------------|----------|------------|-----------|----------|----------|----------|----------|----------|----------|----------|----------|----------|----------|
| <-- | | 1 | 2 | 3 | 4 | 5 | 6 | 7 | 8 | 9 | 10 | 11 | 12 | 13 |
| 0000 | 9 | 0 | 9 | 0 | 0 | 0 | 0 | 0 | 0 | 0 | 0 | 0 | 0 | 0 |
| 0100 | 4 | 0 | 4 | 0 | 0 | 0 | 0 | 0 | 0 | 0 | 0 | 0 | 0 | 0 |
| 0200 | 2 | 0 | 2 | 0 | 0 | 0 | 0 | 0 | 0 | 0 | 0 | 0 | 0 | 0 |
| 0300 | 1 | 0 | 1 | 0 | 0 | 0 | 0 | 0 | 0 | 0 | 0 | 0 | 0 | 0 |
| 0400 | 2 | 0 | 2 | 0 | 0 | 0 | 0 | 0 | 0 | 0 | 0 | 0 | 0 | 0 |
| 0500 | 3 | 0 | 3 | 0 | 0 | 0 | 0 | 0 | 0 | 0 | 0 | 0 | 0 | 0 |
| 0600 | 1 | 0 | 0 | 1 | 0 | 0 | 0 | 0 | 0 | 0 | 0 | 0 | 0 | 0 |
| 0700 | 4 | 0 | 3 | 1 | 0 | 0 | 0 | 0 | 0 | 0 | 0 | 0 | 0 | 0 |
| 0800 | 5 | 0 | 4 | 1 | 0 | 0 | 0 | 0 | 0 | 0 | 0 | 0 | 0 | 0 |
| 0900 | 21 | 1 | 15 | 5 | 0 | 0 | 0 | 0 | 0 | 0 | 0 | 0 | 0 | 0 |
| 1000 | 16 | 1 | 14 | 1 | 0 | 0 | 0 | 0 | 0 | 0 | 0 | 0 | 0 | 0 |
| 1100 | 27 | 2 | 23 | 2 | 0 | 0 | 0 | 0 | 0 | 0 | 0 | 0 | 0 | 0 |
| 1200 | 24 | 0 | 22 | 2 | 0 | 0 | 0 | 0 | 0 | 0 | 0 | 0 | 0 | 0 |
| 1300 | 34 | 0 | 29 | 5 | 0 | 0 | 0 | 0 | 0 | 0 | 0 | 0 | 0 | 0 |
| 1400 | 30 | 1 | 26 | 3 | 0 | 0 | 0 | 0 | 0 | 0 | 0 | 0 | 0 | 0 |
| 1500 | 28 | 2 | 21 | 5 | 0 | 0 | 0 | 0 | 0 | 0 | 0 | 0 | 0 | 0 |
| 1600 | 32 | 0 | 27 | 5 | 0 | 0 | 0 | 0 | 0 | 0 | 0 | 0 | 0 | 0 |
| 1700 | 24 | 0 | 19 | 5 | 0 | 0 | 0 | 0 | 0 | 0 | 0 | 0 | 0 | 0 |
| 1800 | 17 | 0 | 16 | 1 | 0 | 0 | 0 | 0 | 0 | 0 | 0 | 0 | 0 | 0 |
| 1900 | 38 | 0 | 30 | 8 | 0 | 0 | 0 | 0 | 0 | 0 | 0 | 0 | 0 | 0 |
| 2000 | 20 | 0 | 19 | 1 | 0 | 0 | 0 | 0 | 0 | 0 | 0 | 0 | 0 | 0 |
| 2100 | 19 | 1 | 15 | 3 | 0 | 0 | 0 | 0 | 0 | 0 | 0 | 0 | 0 | 0 |
| 2200 | 12 | 0 | 10 | 2 | 0 | 0 | 0 | 0 | 0 | 0 | 0 | 0 | 0 | 0 |
| 2300 | 10 | 0 | 10 | 0 | 0 | 0 | 0 | 0 | 0 | 0 | 0 | 0 | 0 | 0 |
| 07-19 | 262 | 7 | 219 | 36 | 0 | 0 | 0 | 0 | 0 | 0 | 0 | 0 | 0 | 0 |
| 06-22 | 340 | 8 | 283 | 49 | 0 | 0 | 0 | 0 | 0 | 0 | 0 | 0 | 0 | 0 |
| 06-00 | 362 | 8 | 303 | 51 | 0 | 0 | 0 | 0 | 0 | 0 | 0 | 0 | 0 | 0 |
| 00-00 | 383 | 8 | 324 | 51 | 0 | 0 | 0 | 0 | 0 | 0 | 0 | 0 | 0 | 0 |

Peak step 19:00 (38) AM Peak step 11:00 (27) PM Peak step 19:00 (38)

*** Monday, January 29, 2024**

| Time | Total | Cls 1 | Cls 2 | Cls 3 | Cls 4 | Cls 5 | Cls 6 | Cls 7 | Cls 8 | Cls 9 | Cls 10 | Cls 11 | Cls 12 | Cls 13 |
|--------------|------------|-----------|------------|-----------|----------|----------|----------|----------|----------|----------|----------|----------|----------|----------|
| <-- | | 1 | 2 | 3 | 4 | 5 | 6 | 7 | 8 | 9 | 10 | 11 | 12 | 13 |
| 0000 | 6 | 0 | 5 | 1 | 0 | 0 | 0 | 0 | 0 | 0 | 0 | 0 | 0 | 0 |
| 0100 | 1 | 0 | 0 | 1 | 0 | 0 | 0 | 0 | 0 | 0 | 0 | 0 | 0 | 0 |
| 0200 | 3 | 0 | 3 | 0 | 0 | 0 | 0 | 0 | 0 | 0 | 0 | 0 | 0 | 0 |
| 0300 | 2 | 0 | 2 | 0 | 0 | 0 | 0 | 0 | 0 | 0 | 0 | 0 | 0 | 0 |
| 0400 | 0 | 0 | 0 | 0 | 0 | 0 | 0 | 0 | 0 | 0 | 0 | 0 | 0 | 0 |
| 0500 | 3 | 0 | 3 | 0 | 0 | 0 | 0 | 0 | 0 | 0 | 0 | 0 | 0 | 0 |
| 0600 | 7 | 0 | 7 | 0 | 0 | 0 | 0 | 0 | 0 | 0 | 0 | 0 | 0 | 0 |
| 0700 | 12 | 0 | 8 | 4 | 0 | 0 | 0 | 0 | 0 | 0 | 0 | 0 | 0 | 0 |
| 0800 | 13 | 2 | 8 | 3 | 0 | 0 | 0 | 0 | 0 | 0 | 0 | 0 | 0 | 0 |
| 0900 | 13 | 1 | 9 | 2 | 0 | 1 | 0 | 0 | 0 | 0 | 0 | 0 | 0 | 0 |
| 1000 | 14 | 2 | 9 | 3 | 0 | 0 | 0 | 0 | 0 | 0 | 0 | 0 | 0 | 0 |
| 1100 | 17 | 0 | 11 | 6 | 0 | 0 | 0 | 0 | 0 | 0 | 0 | 0 | 0 | 0 |
| 1200 | 22 | 2 | 17 | 3 | 0 | 0 | 0 | 0 | 0 | 0 | 0 | 0 | 0 | 0 |
| 1300 | 16 | 2 | 14 | 0 | 0 | 0 | 0 | 0 | 0 | 0 | 0 | 0 | 0 | 0 |
| 1400 | 28 | 1 | 23 | 3 | 0 | 0 | 1 | 0 | 0 | 0 | 0 | 0 | 0 | 0 |
| 1500 | 36 | 5 | 25 | 6 | 0 | 0 | 0 | 0 | 0 | 0 | 0 | 0 | 0 | 0 |
| 1600 | 23 | 2 | 20 | 1 | 0 | 0 | 0 | 0 | 0 | 0 | 0 | 0 | 0 | 0 |
| 1700 | 35 | 1 | 25 | 9 | 0 | 0 | 0 | 0 | 0 | 0 | 0 | 0 | 0 | 0 |
| 1800 | 30 | 1 | 28 | 1 | 0 | 0 | 0 | 0 | 0 | 0 | 0 | 0 | 0 | 0 |
| 1900 | 30 | 5 | 24 | 1 | 0 | 0 | 0 | 0 | 0 | 0 | 0 | 0 | 0 | 0 |
| 2000 | 24 | 0 | 22 | 2 | 0 | 0 | 0 | 0 | 0 | 0 | 0 | 0 | 0 | 0 |
| 2100 | 14 | 0 | 13 | 1 | 0 | 0 | 0 | 0 | 0 | 0 | 0 | 0 | 0 | 0 |
| 2200 | 10 | 0 | 9 | 1 | 0 | 0 | 0 | 0 | 0 | 0 | 0 | 0 | 0 | 0 |
| 2300 | 11 | 0 | 9 | 2 | 0 | 0 | 0 | 0 | 0 | 0 | 0 | 0 | 0 | 0 |
| 07-19 | 259 | 19 | 197 | 41 | 0 | 1 | 1 | 0 | 0 | 0 | 0 | 0 | 0 | 0 |
| 06-22 | 334 | 24 | 263 | 45 | 0 | 1 | 1 | 0 | 0 | 0 | 0 | 0 | 0 | 0 |
| 06-00 | 355 | 24 | 281 | 48 | 0 | 1 | 1 | 0 | 0 | 0 | 0 | 0 | 0 | 0 |
| 00-00 | 370 | 24 | 294 | 50 | 0 | 1 | 1 | 0 | 0 | 0 | 0 | 0 | 0 | 0 |

Peak step 15:00 (36) AM Peak step 11:00 (17) PM Peak step 15:00 (36)

*** Tuesday, January 30, 2024**

| Time | Total | Cls | Cls | Cls | Cls | Cls | Cls | Cls | Cls | Cls | Cls | Cls | Cls | Cls |
|--------------|------------|-----------|------------|-----------|----------|----------|----------|----------|----------|----------|----------|----------|----------|----------|
| <-- | | 1 | 2 | 3 | 4 | 5 | 6 | 7 | 8 | 9 | 10 | 11 | 12 | 13 |
| 0000 | 8 | 0 | 7 | 1 | 0 | 0 | 0 | 0 | 0 | 0 | 0 | 0 | 0 | 0 |
| 0100 | 4 | 0 | 3 | 1 | 0 | 0 | 0 | 0 | 0 | 0 | 0 | 0 | 0 | 0 |
| 0200 | 2 | 0 | 2 | 0 | 0 | 0 | 0 | 0 | 0 | 0 | 0 | 0 | 0 | 0 |
| 0300 | 1 | 0 | 1 | 0 | 0 | 0 | 0 | 0 | 0 | 0 | 0 | 0 | 0 | 0 |
| 0400 | 1 | 0 | 1 | 0 | 0 | 0 | 0 | 0 | 0 | 0 | 0 | 0 | 0 | 0 |
| 0500 | 4 | 0 | 3 | 0 | 0 | 1 | 0 | 0 | 0 | 0 | 0 | 0 | 0 | 0 |
| 0600 | 7 | 0 | 4 | 2 | 0 | 1 | 0 | 0 | 0 | 0 | 0 | 0 | 0 | 0 |
| 0700 | 14 | 0 | 9 | 5 | 0 | 0 | 0 | 0 | 0 | 0 | 0 | 0 | 0 | 0 |
| 0800 | 18 | 2 | 11 | 3 | 1 | 0 | 1 | 0 | 0 | 0 | 0 | 0 | 0 | 0 |
| 0900 | 18 | 2 | 13 | 3 | 0 | 0 | 0 | 0 | 0 | 0 | 0 | 0 | 0 | 0 |
| 1000 | 11 | 1 | 9 | 1 | 0 | 0 | 0 | 0 | 0 | 0 | 0 | 0 | 0 | 0 |
| 1100 | 15 | 1 | 12 | 2 | 0 | 0 | 0 | 0 | 0 | 0 | 0 | 0 | 0 | 0 |
| 1200 | 15 | 0 | 13 | 2 | 0 | 0 | 0 | 0 | 0 | 0 | 0 | 0 | 0 | 0 |
| 1300 | 14 | 0 | 8 | 5 | 0 | 1 | 0 | 0 | 0 | 0 | 0 | 0 | 0 | 0 |
| 1400 | 21 | 1 | 16 | 4 | 0 | 0 | 0 | 0 | 0 | 0 | 0 | 0 | 0 | 0 |
| 1500 | 40 | 2 | 33 | 5 | 0 | 0 | 0 | 0 | 0 | 0 | 0 | 0 | 0 | 0 |
| 1600 | 38 | 1 | 32 | 5 | 0 | 0 | 0 | 0 | 0 | 0 | 0 | 0 | 0 | 0 |
| 1700 | 32 | 3 | 26 | 3 | 0 | 0 | 0 | 0 | 0 | 0 | 0 | 0 | 0 | 0 |
| 1800 | 40 | 0 | 33 | 6 | 0 | 0 | 0 | 0 | 1 | 0 | 0 | 0 | 0 | 0 |
| 1900 | 26 | 1 | 21 | 4 | 0 | 0 | 0 | 0 | 0 | 0 | 0 | 0 | 0 | 0 |
| 2000 | 21 | 0 | 19 | 2 | 0 | 0 | 0 | 0 | 0 | 0 | 0 | 0 | 0 | 0 |
| 2100 | 15 | 0 | 13 | 2 | 0 | 0 | 0 | 0 | 0 | 0 | 0 | 0 | 0 | 0 |
| 2200 | 10 | 0 | 6 | 4 | 0 | 0 | 0 | 0 | 0 | 0 | 0 | 0 | 0 | 0 |
| 2300 | 10 | 0 | 9 | 1 | 0 | 0 | 0 | 0 | 0 | 0 | 0 | 0 | 0 | 0 |
| 07-19 | 276 | 13 | 215 | 44 | 1 | 1 | 1 | 0 | 1 | 0 | 0 | 0 | 0 | 0 |
| 06-22 | 345 | 14 | 272 | 54 | 1 | 2 | 1 | 0 | 1 | 0 | 0 | 0 | 0 | 0 |
| 06-00 | 365 | 14 | 287 | 59 | 1 | 2 | 1 | 0 | 1 | 0 | 0 | 0 | 0 | 0 |
| 00-00 | 385 | 14 | 304 | 61 | 1 | 3 | 1 | 0 | 1 | 0 | 0 | 0 | 0 | 0 |

Peak step 15:00 (40) AM Peak step 8:00 (18) PM Peak step 15:00 (40)

*** Wednesday, January 31, 2024**

| Time | Total | Cls | Cls | Cls | Cls | Cls | Cls | Cls | Cls | Cls | Cls | Cls | Cls | Cls |
|--------------|------------|----------|------------|-----------|----------|----------|----------|----------|----------|----------|----------|----------|----------|----------|
| <-- | | 1 | 2 | 3 | 4 | 5 | 6 | 7 | 8 | 9 | 10 | 11 | 12 | 13 |
| 0000 | 4 | 0 | 4 | 0 | 0 | 0 | 0 | 0 | 0 | 0 | 0 | 0 | 0 | 0 |
| 0100 | 2 | 0 | 2 | 0 | 0 | 0 | 0 | 0 | 0 | 0 | 0 | 0 | 0 | 0 |
| 0200 | 2 | 0 | 2 | 0 | 0 | 0 | 0 | 0 | 0 | 0 | 0 | 0 | 0 | 0 |
| 0300 | 3 | 0 | 3 | 0 | 0 | 0 | 0 | 0 | 0 | 0 | 0 | 0 | 0 | 0 |
| 0400 | 0 | 0 | 0 | 0 | 0 | 0 | 0 | 0 | 0 | 0 | 0 | 0 | 0 | 0 |
| 0500 | 4 | 0 | 1 | 3 | 0 | 0 | 0 | 0 | 0 | 0 | 0 | 0 | 0 | 0 |
| 0600 | 5 | 0 | 5 | 0 | 0 | 0 | 0 | 0 | 0 | 0 | 0 | 0 | 0 | 0 |
| 0700 | 7 | 0 | 6 | 0 | 0 | 1 | 0 | 0 | 0 | 0 | 0 | 0 | 0 | 0 |
| 0800 | 18 | 3 | 11 | 4 | 0 | 0 | 0 | 0 | 0 | 0 | 0 | 0 | 0 | 0 |
| 0900 | 11 | 1 | 7 | 2 | 0 | 0 | 0 | 0 | 1 | 0 | 0 | 0 | 0 | 0 |
| 1000 | 10 | 0 | 8 | 1 | 0 | 1 | 0 | 0 | 0 | 0 | 0 | 0 | 0 | 0 |
| 1100 | 22 | 1 | 15 | 5 | 0 | 1 | 0 | 0 | 0 | 0 | 0 | 0 | 0 | 0 |
| 1200 | 19 | 0 | 11 | 8 | 0 | 0 | 0 | 0 | 0 | 0 | 0 | 0 | 0 | 0 |
| 1300 | 19 | 0 | 14 | 5 | 0 | 0 | 0 | 0 | 0 | 0 | 0 | 0 | 0 | 0 |
| 1400 | 22 | 0 | 17 | 4 | 0 | 1 | 0 | 0 | 0 | 0 | 0 | 0 | 0 | 0 |
| 1500 | 29 | 2 | 20 | 7 | 0 | 0 | 0 | 0 | 0 | 0 | 0 | 0 | 0 | 0 |
| 1600 | 28 | 1 | 21 | 6 | 0 | 0 | 0 | 0 | 0 | 0 | 0 | 0 | 0 | 0 |
| 1700 | 38 | 1 | 30 | 7 | 0 | 0 | 0 | 0 | 0 | 0 | 0 | 0 | 0 | 0 |
| 1800 | 33 | 0 | 26 | 7 | 0 | 0 | 0 | 0 | 0 | 0 | 0 | 0 | 0 | 0 |
| 1900 | 34 | 0 | 29 | 5 | 0 | 0 | 0 | 0 | 0 | 0 | 0 | 0 | 0 | 0 |
| 2000 | 26 | 0 | 22 | 4 | 0 | 0 | 0 | 0 | 0 | 0 | 0 | 0 | 0 | 0 |
| 2100 | 16 | 0 | 13 | 3 | 0 | 0 | 0 | 0 | 0 | 0 | 0 | 0 | 0 | 0 |
| 2200 | 17 | 0 | 15 | 2 | 0 | 0 | 0 | 0 | 0 | 0 | 0 | 0 | 0 | 0 |
| 2300 | 11 | 0 | 10 | 1 | 0 | 0 | 0 | 0 | 0 | 0 | 0 | 0 | 0 | 0 |
| 07-19 | 256 | 9 | 186 | 56 | 0 | 4 | 0 | 0 | 1 | 0 | 0 | 0 | 0 | 0 |
| 06-22 | 337 | 9 | 255 | 68 | 0 | 4 | 0 | 0 | 1 | 0 | 0 | 0 | 0 | 0 |
| 06-00 | 365 | 9 | 280 | 71 | 0 | 4 | 0 | 0 | 1 | 0 | 0 | 0 | 0 | 0 |
| 00-00 | 380 | 9 | 292 | 74 | 0 | 4 | 0 | 0 | 1 | 0 | 0 | 0 | 0 | 0 |

Peak step 17:00 (38) AM Peak step 11:00 (22) PM Peak step 17:00 (38)

*** Thursday, February 1, 2024**

| Time | Total | Cls | Cls | Cls | Cls | Cls | Cls | Cls | Cls | Cls | Cls | Cls | Cls | Cls |
|--------------|------------|----------|------------|-----------|----------|----------|----------|----------|----------|----------|----------|----------|----------|----------|
| <-- | | 1 | 2 | 3 | 4 | 5 | 6 | 7 | 8 | 9 | 10 | 11 | 12 | 13 |
| 0000 | 5 | 0 | 5 | 0 | 0 | 0 | 0 | 0 | 0 | 0 | 0 | 0 | 0 | 0 |
| 0100 | 1 | 0 | 1 | 0 | 0 | 0 | 0 | 0 | 0 | 0 | 0 | 0 | 0 | 0 |
| 0200 | 1 | 0 | 1 | 0 | 0 | 0 | 0 | 0 | 0 | 0 | 0 | 0 | 0 | 0 |
| 0300 | 2 | 0 | 2 | 0 | 0 | 0 | 0 | 0 | 0 | 0 | 0 | 0 | 0 | 0 |
| 0400 | 2 | 0 | 2 | 0 | 0 | 0 | 0 | 0 | 0 | 0 | 0 | 0 | 0 | 0 |
| 0500 | 3 | 0 | 3 | 0 | 0 | 0 | 0 | 0 | 0 | 0 | 0 | 0 | 0 | 0 |
| 0600 | 8 | 0 | 7 | 0 | 1 | 0 | 0 | 0 | 0 | 0 | 0 | 0 | 0 | 0 |
| 0700 | 11 | 2 | 9 | 0 | 0 | 0 | 0 | 0 | 0 | 0 | 0 | 0 | 0 | 0 |
| 0800 | 18 | 1 | 14 | 3 | 0 | 0 | 0 | 0 | 0 | 0 | 0 | 0 | 0 | 0 |
| 0900 | 13 | 0 | 12 | 0 | 0 | 0 | 0 | 0 | 1 | 0 | 0 | 0 | 0 | 0 |
| 1000 | 18 | 2 | 15 | 1 | 0 | 0 | 0 | 0 | 0 | 0 | 0 | 0 | 0 | 0 |
| 1100 | 16 | 1 | 11 | 4 | 0 | 0 | 0 | 0 | 0 | 0 | 0 | 0 | 0 | 0 |
| 1200 | 29 | 0 | 26 | 3 | 0 | 0 | 0 | 0 | 0 | 0 | 0 | 0 | 0 | 0 |
| 1300 | 22 | 0 | 19 | 3 | 0 | 0 | 0 | 0 | 0 | 0 | 0 | 0 | 0 | 0 |
| 1400 | 32 | 0 | 22 | 9 | 0 | 1 | 0 | 0 | 0 | 0 | 0 | 0 | 0 | 0 |
| 1500 | 30 | 3 | 25 | 2 | 0 | 0 | 0 | 0 | 0 | 0 | 0 | 0 | 0 | 0 |
| 1600 | 37 | 0 | 31 | 6 | 0 | 0 | 0 | 0 | 0 | 0 | 0 | 0 | 0 | 0 |
| 1700 | 33 | 0 | 28 | 5 | 0 | 0 | 0 | 0 | 0 | 0 | 0 | 0 | 0 | 0 |
| 1800 | 41 | 0 | 35 | 6 | 0 | 0 | 0 | 0 | 0 | 0 | 0 | 0 | 0 | 0 |
| 1900 | 30 | 0 | 20 | 10 | 0 | 0 | 0 | 0 | 0 | 0 | 0 | 0 | 0 | 0 |
| 2000 | 37 | 0 | 20 | 17 | 0 | 0 | 0 | 0 | 0 | 0 | 0 | 0 | 0 | 0 |
| 2100 | 15 | 0 | 7 | 8 | 0 | 0 | 0 | 0 | 0 | 0 | 0 | 0 | 0 | 0 |
| 2200 | 18 | 0 | 15 | 3 | 0 | 0 | 0 | 0 | 0 | 0 | 0 | 0 | 0 | 0 |
| 2300 | 8 | 0 | 7 | 1 | 0 | 0 | 0 | 0 | 0 | 0 | 0 | 0 | 0 | 0 |
| 07-19 | 300 | 9 | 247 | 42 | 0 | 1 | 0 | 0 | 1 | 0 | 0 | 0 | 0 | 0 |
| 06-22 | 390 | 9 | 301 | 77 | 1 | 1 | 0 | 0 | 1 | 0 | 0 | 0 | 0 | 0 |
| 06-00 | 416 | 9 | 323 | 81 | 1 | 1 | 0 | 0 | 1 | 0 | 0 | 0 | 0 | 0 |
| 00-00 | 430 | 9 | 337 | 81 | 1 | 1 | 0 | 0 | 1 | 0 | 0 | 0 | 0 | 0 |

Peak step 18:00 (41) AM Peak step 8:00 (18) PM Peak step 18:00 (41)

*** Friday, February 2, 2024**

| Time | Total | Cls | Cls | Cls | Cls | Cls | Cls | Cls | Cls | Cls | Cls | Cls | Cls | Cls |
|--------------|------------|----------|------------|------------|----------|----------|----------|----------|----------|----------|----------|----------|----------|----------|
| <-- | | 1 | 2 | 3 | 4 | 5 | 6 | 7 | 8 | 9 | 10 | 11 | 12 | 13 |
| 0000 | 4 | 0 | 3 | 1 | 0 | 0 | 0 | 0 | 0 | 0 | 0 | 0 | 0 | 0 |
| 0100 | 3 | 0 | 3 | 0 | 0 | 0 | 0 | 0 | 0 | 0 | 0 | 0 | 0 | 0 |
| 0200 | 4 | 0 | 4 | 0 | 0 | 0 | 0 | 0 | 0 | 0 | 0 | 0 | 0 | 0 |
| 0300 | 3 | 0 | 2 | 1 | 0 | 0 | 0 | 0 | 0 | 0 | 0 | 0 | 0 | 0 |
| 0400 | 1 | 0 | 1 | 0 | 0 | 0 | 0 | 0 | 0 | 0 | 0 | 0 | 0 | 0 |
| 0500 | 3 | 0 | 2 | 1 | 0 | 0 | 0 | 0 | 0 | 0 | 0 | 0 | 0 | 0 |
| 0600 | 5 | 0 | 5 | 0 | 0 | 0 | 0 | 0 | 0 | 0 | 0 | 0 | 0 | 0 |
| 0700 | 5 | 0 | 4 | 1 | 0 | 0 | 0 | 0 | 0 | 0 | 0 | 0 | 0 | 0 |
| 0800 | 20 | 1 | 14 | 5 | 0 | 0 | 0 | 0 | 0 | 0 | 0 | 0 | 0 | 0 |
| 0900 | 16 | 1 | 9 | 6 | 0 | 0 | 0 | 0 | 0 | 0 | 0 | 0 | 0 | 0 |
| 1000 | 23 | 0 | 15 | 8 | 0 | 0 | 0 | 0 | 0 | 0 | 0 | 0 | 0 | 0 |
| 1100 | 21 | 0 | 13 | 8 | 0 | 0 | 0 | 0 | 0 | 0 | 0 | 0 | 0 | 0 |
| 1200 | 21 | 1 | 13 | 7 | 0 | 0 | 0 | 0 | 0 | 0 | 0 | 0 | 0 | 0 |
| 1300 | 13 | 0 | 11 | 2 | 0 | 0 | 0 | 0 | 0 | 0 | 0 | 0 | 0 | 0 |
| 1400 | 34 | 1 | 18 | 14 | 0 | 0 | 1 | 0 | 0 | 0 | 0 | 0 | 0 | 0 |
| 1500 | 41 | 0 | 28 | 12 | 0 | 1 | 0 | 0 | 0 | 0 | 0 | 0 | 0 | 0 |
| 1600 | 32 | 1 | 22 | 9 | 0 | 0 | 0 | 0 | 0 | 0 | 0 | 0 | 0 | 0 |
| 1700 | 37 | 0 | 19 | 18 | 0 | 0 | 0 | 0 | 0 | 0 | 0 | 0 | 0 | 0 |
| 1800 | 50 | 0 | 41 | 9 | 0 | 0 | 0 | 0 | 0 | 0 | 0 | 0 | 0 | 0 |
| 1900 | 24 | 0 | 15 | 9 | 0 | 0 | 0 | 0 | 0 | 0 | 0 | 0 | 0 | 0 |
| 2000 | 16 | 0 | 12 | 4 | 0 | 0 | 0 | 0 | 0 | 0 | 0 | 0 | 0 | 0 |
| 2100 | 29 | 1 | 20 | 8 | 0 | 0 | 0 | 0 | 0 | 0 | 0 | 0 | 0 | 0 |
| 2200 | 15 | 0 | 11 | 4 | 0 | 0 | 0 | 0 | 0 | 0 | 0 | 0 | 0 | 0 |
| 2300 | 13 | 0 | 8 | 5 | 0 | 0 | 0 | 0 | 0 | 0 | 0 | 0 | 0 | 0 |
| 07-19 | 313 | 5 | 207 | 99 | 0 | 1 | 1 | 0 | 0 | 0 | 0 | 0 | 0 | 0 |
| 06-22 | 387 | 6 | 259 | 120 | 0 | 1 | 1 | 0 | 0 | 0 | 0 | 0 | 0 | 0 |
| 06-00 | 415 | 6 | 278 | 129 | 0 | 1 | 1 | 0 | 0 | 0 | 0 | 0 | 0 | 0 |
| 00-00 | 433 | 6 | 293 | 132 | 0 | 1 | 1 | 0 | 0 | 0 | 0 | 0 | 0 | 0 |

Peak step 18:00 (50) AM Peak step 10:00 (23) PM Peak step 18:00 (50)

* Saturday, February 3, 2024

| Time | Total | Cls | Cls | Cls | Cls | Cls | Cls | Cls | Cls | Cls | Cls | Cls | Cls | Cls |
|--------------|------------|----------|------------|------------|----------|----------|----------|----------|----------|----------|----------|----------|----------|----------|
| <-- | | 1 | 2 | 3 | 4 | 5 | 6 | 7 | 8 | 9 | 10 | 11 | 12 | 13 |
| 0000 | 6 | 0 | 5 | 1 | 0 | 0 | 0 | 0 | 0 | 0 | 0 | 0 | 0 | 0 |
| 0100 | 7 | 0 | 2 | 5 | 0 | 0 | 0 | 0 | 0 | 0 | 0 | 0 | 0 | 0 |
| 0200 | 3 | 0 | 2 | 1 | 0 | 0 | 0 | 0 | 0 | 0 | 0 | 0 | 0 | 0 |
| 0300 | 2 | 0 | 2 | 0 | 0 | 0 | 0 | 0 | 0 | 0 | 0 | 0 | 0 | 0 |
| 0400 | 0 | 0 | 0 | 0 | 0 | 0 | 0 | 0 | 0 | 0 | 0 | 0 | 0 | 0 |
| 0500 | 2 | 0 | 1 | 1 | 0 | 0 | 0 | 0 | 0 | 0 | 0 | 0 | 0 | 0 |
| 0600 | 1 | 0 | 1 | 0 | 0 | 0 | 0 | 0 | 0 | 0 | 0 | 0 | 0 | 0 |
| 0700 | 5 | 0 | 4 | 1 | 0 | 0 | 0 | 0 | 0 | 0 | 0 | 0 | 0 | 0 |
| 0800 | 13 | 0 | 10 | 3 | 0 | 0 | 0 | 0 | 0 | 0 | 0 | 0 | 0 | 0 |
| 0900 | 14 | 0 | 8 | 6 | 0 | 0 | 0 | 0 | 0 | 0 | 0 | 0 | 0 | 0 |
| 1000 | 20 | 1 | 11 | 8 | 0 | 0 | 0 | 0 | 0 | 0 | 0 | 0 | 0 | 0 |
| 1100 | 13 | 0 | 10 | 3 | 0 | 0 | 0 | 0 | 0 | 0 | 0 | 0 | 0 | 0 |
| 1200 | 26 | 0 | 18 | 7 | 0 | 0 | 0 | 0 | 1 | 0 | 0 | 0 | 0 | 0 |
| 1300 | 29 | 1 | 21 | 7 | 0 | 0 | 0 | 0 | 0 | 0 | 0 | 0 | 0 | 0 |
| 1400 | 21 | 0 | 15 | 6 | 0 | 0 | 0 | 0 | 0 | 0 | 0 | 0 | 0 | 0 |
| 1500 | 37 | 0 | 21 | 16 | 0 | 0 | 0 | 0 | 0 | 0 | 0 | 0 | 0 | 0 |
| 1600 | 30 | 0 | 23 | 7 | 0 | 0 | 0 | 0 | 0 | 0 | 0 | 0 | 0 | 0 |
| 1700 | 32 | 0 | 23 | 9 | 0 | 0 | 0 | 0 | 0 | 0 | 0 | 0 | 0 | 0 |
| 1800 | 41 | 1 | 31 | 9 | 0 | 0 | 0 | 0 | 0 | 0 | 0 | 0 | 0 | 0 |
| 1900 | 32 | 0 | 20 | 12 | 0 | 0 | 0 | 0 | 0 | 0 | 0 | 0 | 0 | 0 |
| 2000 | 21 | 0 | 16 | 5 | 0 | 0 | 0 | 0 | 0 | 0 | 0 | 0 | 0 | 0 |
| 2100 | 20 | 0 | 13 | 7 | 0 | 0 | 0 | 0 | 0 | 0 | 0 | 0 | 0 | 0 |
| 2200 | 14 | 0 | 11 | 3 | 0 | 0 | 0 | 0 | 0 | 0 | 0 | 0 | 0 | 0 |
| 2300 | 12 | 0 | 6 | 6 | 0 | 0 | 0 | 0 | 0 | 0 | 0 | 0 | 0 | 0 |
| 07-19 | 281 | 3 | 195 | 82 | 0 | 0 | 0 | 0 | 1 | 0 | 0 | 0 | 0 | 0 |
| 06-22 | 355 | 3 | 245 | 106 | 0 | 0 | 0 | 0 | 1 | 0 | 0 | 0 | 0 | 0 |
| 06-00 | 381 | 3 | 262 | 115 | 0 | 0 | 0 | 0 | 1 | 0 | 0 | 0 | 0 | 0 |
| 00-00 | 401 | 3 | 274 | 123 | 0 | 0 | 0 | 0 | 1 | 0 | 0 | 0 | 0 | 0 |

Peak step 18:00 (41) AM Peak step 10:00 (20) PM Peak step 18:00 (41)

Traffic Data Service -- San Jose, CA Class Report

CustomList-876 -- English (ENU)

Datasets:

Site: [8] ARMAND DR S OF SANTIAGO VILLA ENTRANCE
Data type: Axle sensors - Paired (Class/Speed/Count)

Profile:

Included classes: 1, 2, 3, 4, 5, 6, 7, 8, 9, 10, 11, 12, 13
Speed range: 0 - 100 mph.
Direction: North (bound), P = North, Lane = 0-16
Name: Default Profile
Scheme: Vehicle classification (Scheme F)
Units: Non metric (ft, mi, ft/s, mph, lb, ton)

Column Legend:

0 [Time] 24-hour time (0000 - 2359)
1 [Total] Number in time step
2 [Cls] Class totals

*** Sunday, February 11, 2024**

| Time | Total | Cls 1 | Cls 2 | Cls 3 | Cls 4 | Cls 5 | Cls 6 | Cls 7 | Cls 8 | Cls 9 | Cls 10 | Cls 11 | Cls 12 | Cls 13 |
|--------------|------------|----------|------------|-----------|----------|----------|----------|----------|----------|----------|----------|----------|----------|----------|
| <-- | | 1 | 2 | 3 | 4 | 5 | 6 | 7 | 8 | 9 | 10 | 11 | 12 | 13 |
| 0000 | 3 | 0 | 3 | 0 | 0 | 0 | 0 | 0 | 0 | 0 | 0 | 0 | 0 | 0 |
| 0100 | 5 | 0 | 5 | 0 | 0 | 0 | 0 | 0 | 0 | 0 | 0 | 0 | 0 | 0 |
| 0200 | 2 | 0 | 2 | 0 | 0 | 0 | 0 | 0 | 0 | 0 | 0 | 0 | 0 | 0 |
| 0300 | 2 | 0 | 2 | 0 | 0 | 0 | 0 | 0 | 0 | 0 | 0 | 0 | 0 | 0 |
| 0400 | 0 | 0 | 0 | 0 | 0 | 0 | 0 | 0 | 0 | 0 | 0 | 0 | 0 | 0 |
| 0500 | 2 | 0 | 2 | 0 | 0 | 0 | 0 | 0 | 0 | 0 | 0 | 0 | 0 | 0 |
| 0600 | 2 | 0 | 2 | 0 | 0 | 0 | 0 | 0 | 0 | 0 | 0 | 0 | 0 | 0 |
| 0700 | 5 | 0 | 5 | 0 | 0 | 0 | 0 | 0 | 0 | 0 | 0 | 0 | 0 | 0 |
| 0800 | 9 | 1 | 8 | 0 | 0 | 0 | 0 | 0 | 0 | 0 | 0 | 0 | 0 | 0 |
| 0900 | 9 | 0 | 9 | 0 | 0 | 0 | 0 | 0 | 0 | 0 | 0 | 0 | 0 | 0 |
| 1000 | 19 | 1 | 18 | 0 | 0 | 0 | 0 | 0 | 0 | 0 | 0 | 0 | 0 | 0 |
| 1100 | 28 | 1 | 25 | 2 | 0 | 0 | 0 | 0 | 0 | 0 | 0 | 0 | 0 | 0 |
| 1200 | 29 | 2 | 26 | 1 | 0 | 0 | 0 | 0 | 0 | 0 | 0 | 0 | 0 | 0 |
| 1300 | 33 | 0 | 32 | 1 | 0 | 0 | 0 | 0 | 0 | 0 | 0 | 0 | 0 | 0 |
| 1400 | 33 | 1 | 31 | 1 | 0 | 0 | 0 | 0 | 0 | 0 | 0 | 0 | 0 | 0 |
| 1500 | 25 | 0 | 21 | 4 | 0 | 0 | 0 | 0 | 0 | 0 | 0 | 0 | 0 | 0 |
| 1600 | 29 | 1 | 28 | 0 | 0 | 0 | 0 | 0 | 0 | 0 | 0 | 0 | 0 | 0 |
| 1700 | 24 | 0 | 24 | 0 | 0 | 0 | 0 | 0 | 0 | 0 | 0 | 0 | 0 | 0 |
| 1800 | 26 | 0 | 25 | 0 | 0 | 1 | 0 | 0 | 0 | 0 | 0 | 0 | 0 | 0 |
| 1900 | 26 | 1 | 24 | 1 | 0 | 0 | 0 | 0 | 0 | 0 | 0 | 0 | 0 | 0 |
| 2000 | 34 | 0 | 31 | 3 | 0 | 0 | 0 | 0 | 0 | 0 | 0 | 0 | 0 | 0 |
| 2100 | 30 | 0 | 28 | 2 | 0 | 0 | 0 | 0 | 0 | 0 | 0 | 0 | 0 | 0 |
| 2200 | 15 | 0 | 12 | 3 | 0 | 0 | 0 | 0 | 0 | 0 | 0 | 0 | 0 | 0 |
| 2300 | 9 | 0 | 9 | 0 | 0 | 0 | 0 | 0 | 0 | 0 | 0 | 0 | 0 | 0 |
| 07-19 | 269 | 7 | 252 | 9 | 0 | 1 | 0 | 0 | 0 | 0 | 0 | 0 | 0 | 0 |
| 06-22 | 361 | 8 | 337 | 15 | 0 | 1 | 0 | 0 | 0 | 0 | 0 | 0 | 0 | 0 |
| 06-00 | 385 | 8 | 358 | 18 | 0 | 1 | 0 | 0 | 0 | 0 | 0 | 0 | 0 | 0 |
| 00-00 | 399 | 8 | 372 | 18 | 0 | 1 | 0 | 0 | 0 | 0 | 0 | 0 | 0 | 0 |

Peak step 20:00 (34) AM Peak step 11:00 (28) PM Peak step 20:00 (34)

*** Monday, February 12, 2024**

| Time | Total | Cls | Cls | Cls | Cls | Cls | Cls | Cls | Cls | Cls | Cls | Cls | Cls | Cls |
|--------------|------------|-----------|------------|-----------|----------|----------|----------|----------|----------|----------|----------|----------|----------|----------|
| <-- | | 1 | 2 | 3 | 4 | 5 | 6 | 7 | 8 | 9 | 10 | 11 | 12 | 13 |
| 0000 | 2 | 0 | 2 | 0 | 0 | 0 | 0 | 0 | 0 | 0 | 0 | 0 | 0 | 0 |
| 0100 | 1 | 0 | 1 | 0 | 0 | 0 | 0 | 0 | 0 | 0 | 0 | 0 | 0 | 0 |
| 0200 | 1 | 0 | 1 | 0 | 0 | 0 | 0 | 0 | 0 | 0 | 0 | 0 | 0 | 0 |
| 0300 | 1 | 0 | 1 | 0 | 0 | 0 | 0 | 0 | 0 | 0 | 0 | 0 | 0 | 0 |
| 0400 | 0 | 0 | 0 | 0 | 0 | 0 | 0 | 0 | 0 | 0 | 0 | 0 | 0 | 0 |
| 0500 | 3 | 0 | 3 | 0 | 0 | 0 | 0 | 0 | 0 | 0 | 0 | 0 | 0 | 0 |
| 0600 | 4 | 0 | 3 | 1 | 0 | 0 | 0 | 0 | 0 | 0 | 0 | 0 | 0 | 0 |
| 0700 | 11 | 0 | 10 | 1 | 0 | 0 | 0 | 0 | 0 | 0 | 0 | 0 | 0 | 0 |
| 0800 | 17 | 1 | 16 | 0 | 0 | 0 | 0 | 0 | 0 | 0 | 0 | 0 | 0 | 0 |
| 0900 | 13 | 2 | 10 | 1 | 0 | 0 | 0 | 0 | 0 | 0 | 0 | 0 | 0 | 0 |
| 1000 | 8 | 2 | 5 | 0 | 0 | 1 | 0 | 0 | 0 | 0 | 0 | 0 | 0 | 0 |
| 1100 | 13 | 1 | 11 | 1 | 0 | 0 | 0 | 0 | 0 | 0 | 0 | 0 | 0 | 0 |
| 1200 | 16 | 2 | 13 | 1 | 0 | 0 | 0 | 0 | 0 | 0 | 0 | 0 | 0 | 0 |
| 1300 | 20 | 2 | 14 | 4 | 0 | 0 | 0 | 0 | 0 | 0 | 0 | 0 | 0 | 0 |
| 1400 | 24 | 0 | 21 | 2 | 0 | 0 | 0 | 0 | 1 | 0 | 0 | 0 | 0 | 0 |
| 1500 | 27 | 2 | 21 | 4 | 0 | 0 | 0 | 0 | 0 | 0 | 0 | 0 | 0 | 0 |
| 1600 | 38 | 1 | 36 | 1 | 0 | 0 | 0 | 0 | 0 | 0 | 0 | 0 | 0 | 0 |
| 1700 | 37 | 0 | 36 | 1 | 0 | 0 | 0 | 0 | 0 | 0 | 0 | 0 | 0 | 0 |
| 1800 | 42 | 0 | 36 | 6 | 0 | 0 | 0 | 0 | 0 | 0 | 0 | 0 | 0 | 0 |
| 1900 | 26 | 1 | 23 | 2 | 0 | 0 | 0 | 0 | 0 | 0 | 0 | 0 | 0 | 0 |
| 2000 | 23 | 0 | 22 | 1 | 0 | 0 | 0 | 0 | 0 | 0 | 0 | 0 | 0 | 0 |
| 2100 | 18 | 0 | 17 | 1 | 0 | 0 | 0 | 0 | 0 | 0 | 0 | 0 | 0 | 0 |
| 2200 | 11 | 0 | 10 | 1 | 0 | 0 | 0 | 0 | 0 | 0 | 0 | 0 | 0 | 0 |
| 2300 | 8 | 0 | 8 | 0 | 0 | 0 | 0 | 0 | 0 | 0 | 0 | 0 | 0 | 0 |
| 07-19 | 266 | 13 | 229 | 22 | 0 | 1 | 0 | 0 | 1 | 0 | 0 | 0 | 0 | 0 |
| 06-22 | 337 | 14 | 294 | 27 | 0 | 1 | 0 | 0 | 1 | 0 | 0 | 0 | 0 | 0 |
| 06-00 | 356 | 14 | 312 | 28 | 0 | 1 | 0 | 0 | 1 | 0 | 0 | 0 | 0 | 0 |
| 00-00 | 364 | 14 | 320 | 28 | 0 | 1 | 0 | 0 | 1 | 0 | 0 | 0 | 0 | 0 |

Peak step 18:00 (42) AM Peak step 8:00 (17) PM Peak step 18:00 (42)

*** Tuesday, February 13, 2024**

| Time | Total | Cls | Cls | Cls | Cls | Cls | Cls | Cls | Cls | Cls | Cls | Cls | Cls | Cls |
|--------------|------------|-----------|------------|-----------|----------|----------|----------|----------|----------|----------|----------|----------|----------|----------|
| <-- | | 1 | 2 | 3 | 4 | 5 | 6 | 7 | 8 | 9 | 10 | 11 | 12 | 13 |
| 0000 | 5 | 0 | 4 | 1 | 0 | 0 | 0 | 0 | 0 | 0 | 0 | 0 | 0 | 0 |
| 0100 | 1 | 0 | 1 | 0 | 0 | 0 | 0 | 0 | 0 | 0 | 0 | 0 | 0 | 0 |
| 0200 | 3 | 0 | 2 | 1 | 0 | 0 | 0 | 0 | 0 | 0 | 0 | 0 | 0 | 0 |
| 0300 | 1 | 0 | 1 | 0 | 0 | 0 | 0 | 0 | 0 | 0 | 0 | 0 | 0 | 0 |
| 0400 | 0 | 0 | 0 | 0 | 0 | 0 | 0 | 0 | 0 | 0 | 0 | 0 | 0 | 0 |
| 0500 | 5 | 0 | 5 | 0 | 0 | 0 | 0 | 0 | 0 | 0 | 0 | 0 | 0 | 0 |
| 0600 | 5 | 0 | 5 | 0 | 0 | 0 | 0 | 0 | 0 | 0 | 0 | 0 | 0 | 0 |
| 0700 | 11 | 1 | 9 | 1 | 0 | 0 | 0 | 0 | 0 | 0 | 0 | 0 | 0 | 0 |
| 0800 | 17 | 4 | 12 | 0 | 0 | 1 | 0 | 0 | 0 | 0 | 0 | 0 | 0 | 0 |
| 0900 | 10 | 2 | 7 | 1 | 0 | 0 | 0 | 0 | 0 | 0 | 0 | 0 | 0 | 0 |
| 1000 | 16 | 5 | 8 | 3 | 0 | 0 | 0 | 0 | 0 | 0 | 0 | 0 | 0 | 0 |
| 1100 | 19 | 1 | 18 | 0 | 0 | 0 | 0 | 0 | 0 | 0 | 0 | 0 | 0 | 0 |
| 1200 | 20 | 0 | 19 | 1 | 0 | 0 | 0 | 0 | 0 | 0 | 0 | 0 | 0 | 0 |
| 1300 | 28 | 1 | 26 | 1 | 0 | 0 | 0 | 0 | 0 | 0 | 0 | 0 | 0 | 0 |
| 1400 | 21 | 1 | 19 | 1 | 0 | 0 | 0 | 0 | 0 | 0 | 0 | 0 | 0 | 0 |
| 1500 | 38 | 4 | 30 | 4 | 0 | 0 | 0 | 0 | 0 | 0 | 0 | 0 | 0 | 0 |
| 1600 | 33 | 0 | 30 | 3 | 0 | 0 | 0 | 0 | 0 | 0 | 0 | 0 | 0 | 0 |
| 1700 | 25 | 0 | 24 | 1 | 0 | 0 | 0 | 0 | 0 | 0 | 0 | 0 | 0 | 0 |
| 1800 | 42 | 0 | 41 | 1 | 0 | 0 | 0 | 0 | 0 | 0 | 0 | 0 | 0 | 0 |
| 1900 | 36 | 0 | 34 | 2 | 0 | 0 | 0 | 0 | 0 | 0 | 0 | 0 | 0 | 0 |
| 2000 | 18 | 0 | 17 | 1 | 0 | 0 | 0 | 0 | 0 | 0 | 0 | 0 | 0 | 0 |
| 2100 | 17 | 0 | 17 | 0 | 0 | 0 | 0 | 0 | 0 | 0 | 0 | 0 | 0 | 0 |
| 2200 | 10 | 0 | 9 | 1 | 0 | 0 | 0 | 0 | 0 | 0 | 0 | 0 | 0 | 0 |
| 2300 | 7 | 0 | 6 | 1 | 0 | 0 | 0 | 0 | 0 | 0 | 0 | 0 | 0 | 0 |
| 07-19 | 280 | 19 | 243 | 17 | 0 | 1 | 0 | 0 | 0 | 0 | 0 | 0 | 0 | 0 |
| 06-22 | 356 | 19 | 316 | 20 | 0 | 1 | 0 | 0 | 0 | 0 | 0 | 0 | 0 | 0 |
| 06-00 | 373 | 19 | 331 | 22 | 0 | 1 | 0 | 0 | 0 | 0 | 0 | 0 | 0 | 0 |
| 00-00 | 388 | 19 | 344 | 24 | 0 | 1 | 0 | 0 | 0 | 0 | 0 | 0 | 0 | 0 |

Peak step 18:00 (42) AM Peak step 11:00 (19) PM Peak step 18:00 (42)

*** Wednesday, February 14, 2024**

| Time | Total | Cls | Cls | Cls | Cls | Cls | Cls | Cls | Cls | Cls | Cls | Cls | Cls | Cls |
|--------------|------------|-----------|------------|-----------|----------|----------|----------|----------|----------|----------|----------|----------|----------|----------|
| <-- | | 1 | 2 | 3 | 4 | 5 | 6 | 7 | 8 | 9 | 10 | 11 | 12 | 13 |
| 0000 | 4 | 0 | 3 | 1 | 0 | 0 | 0 | 0 | 0 | 0 | 0 | 0 | 0 | 0 |
| 0100 | 3 | 0 | 3 | 0 | 0 | 0 | 0 | 0 | 0 | 0 | 0 | 0 | 0 | 0 |
| 0200 | 2 | 0 | 2 | 0 | 0 | 0 | 0 | 0 | 0 | 0 | 0 | 0 | 0 | 0 |
| 0300 | 2 | 0 | 2 | 0 | 0 | 0 | 0 | 0 | 0 | 0 | 0 | 0 | 0 | 0 |
| 0400 | 0 | 0 | 0 | 0 | 0 | 0 | 0 | 0 | 0 | 0 | 0 | 0 | 0 | 0 |
| 0500 | 5 | 0 | 4 | 1 | 0 | 0 | 0 | 0 | 0 | 0 | 0 | 0 | 0 | 0 |
| 0600 | 10 | 0 | 9 | 0 | 0 | 1 | 0 | 0 | 0 | 0 | 0 | 0 | 0 | 0 |
| 0700 | 13 | 0 | 10 | 3 | 0 | 0 | 0 | 0 | 0 | 0 | 0 | 0 | 0 | 0 |
| 0800 | 11 | 3 | 6 | 2 | 0 | 0 | 0 | 0 | 0 | 0 | 0 | 0 | 0 | 0 |
| 0900 | 14 | 3 | 10 | 1 | 0 | 0 | 0 | 0 | 0 | 0 | 0 | 0 | 0 | 0 |
| 1000 | 17 | 2 | 14 | 1 | 0 | 0 | 0 | 0 | 0 | 0 | 0 | 0 | 0 | 0 |
| 1100 | 17 | 1 | 14 | 2 | 0 | 0 | 0 | 0 | 0 | 0 | 0 | 0 | 0 | 0 |
| 1200 | 17 | 1 | 15 | 1 | 0 | 0 | 0 | 0 | 0 | 0 | 0 | 0 | 0 | 0 |
| 1300 | 26 | 0 | 21 | 4 | 0 | 1 | 0 | 0 | 0 | 0 | 0 | 0 | 0 | 0 |
| 1400 | 19 | 0 | 16 | 3 | 0 | 0 | 0 | 0 | 0 | 0 | 0 | 0 | 0 | 0 |
| 1500 | 50 | 3 | 40 | 7 | 0 | 0 | 0 | 0 | 0 | 0 | 0 | 0 | 0 | 0 |
| 1600 | 35 | 0 | 31 | 4 | 0 | 0 | 0 | 0 | 0 | 0 | 0 | 0 | 0 | 0 |
| 1700 | 42 | 0 | 41 | 1 | 0 | 0 | 0 | 0 | 0 | 0 | 0 | 0 | 0 | 0 |
| 1800 | 42 | 0 | 39 | 3 | 0 | 0 | 0 | 0 | 0 | 0 | 0 | 0 | 0 | 0 |
| 1900 | 33 | 0 | 32 | 1 | 0 | 0 | 0 | 0 | 0 | 0 | 0 | 0 | 0 | 0 |
| 2000 | 30 | 0 | 29 | 1 | 0 | 0 | 0 | 0 | 0 | 0 | 0 | 0 | 0 | 0 |
| 2100 | 31 | 0 | 29 | 2 | 0 | 0 | 0 | 0 | 0 | 0 | 0 | 0 | 0 | 0 |
| 2200 | 18 | 0 | 17 | 1 | 0 | 0 | 0 | 0 | 0 | 0 | 0 | 0 | 0 | 0 |
| 2300 | 12 | 1 | 10 | 1 | 0 | 0 | 0 | 0 | 0 | 0 | 0 | 0 | 0 | 0 |
| 07-19 | 303 | 13 | 257 | 32 | 0 | 1 | 0 | 0 | 0 | 0 | 0 | 0 | 0 | 0 |
| 06-22 | 407 | 13 | 356 | 36 | 0 | 2 | 0 | 0 | 0 | 0 | 0 | 0 | 0 | 0 |
| 06-00 | 437 | 14 | 383 | 38 | 0 | 2 | 0 | 0 | 0 | 0 | 0 | 0 | 0 | 0 |
| 00-00 | 453 | 14 | 397 | 40 | 0 | 2 | 0 | 0 | 0 | 0 | 0 | 0 | 0 | 0 |

Peak step 15:00 (50) AM Peak step 10:00 (17) PM Peak step 15:00 (50)

*** Thursday, February 15, 2024**

| Time | Total | Cls | Cls | Cls | Cls | Cls | Cls | Cls | Cls | Cls | Cls | Cls | Cls | Cls |
|--------------|------------|-----------|------------|-----------|----------|----------|----------|----------|----------|----------|----------|----------|----------|----------|
| <-- | | 1 | 2 | 3 | 4 | 5 | 6 | 7 | 8 | 9 | 10 | 11 | 12 | 13 |
| 0000 | 4 | 0 | 3 | 1 | 0 | 0 | 0 | 0 | 0 | 0 | 0 | 0 | 0 | 0 |
| 0100 | 0 | 0 | 0 | 0 | 0 | 0 | 0 | 0 | 0 | 0 | 0 | 0 | 0 | 0 |
| 0200 | 2 | 0 | 2 | 0 | 0 | 0 | 0 | 0 | 0 | 0 | 0 | 0 | 0 | 0 |
| 0300 | 1 | 0 | 1 | 0 | 0 | 0 | 0 | 0 | 0 | 0 | 0 | 0 | 0 | 0 |
| 0400 | 0 | 0 | 0 | 0 | 0 | 0 | 0 | 0 | 0 | 0 | 0 | 0 | 0 | 0 |
| 0500 | 6 | 0 | 6 | 0 | 0 | 0 | 0 | 0 | 0 | 0 | 0 | 0 | 0 | 0 |
| 0600 | 6 | 0 | 5 | 0 | 1 | 0 | 0 | 0 | 0 | 0 | 0 | 0 | 0 | 0 |
| 0700 | 17 | 0 | 14 | 2 | 0 | 0 | 0 | 1 | 0 | 0 | 0 | 0 | 0 | 0 |
| 0800 | 17 | 3 | 12 | 1 | 1 | 0 | 0 | 0 | 0 | 0 | 0 | 0 | 0 | 0 |
| 0900 | 18 | 4 | 13 | 0 | 0 | 1 | 0 | 0 | 0 | 0 | 0 | 0 | 0 | 0 |
| 1000 | 14 | 0 | 14 | 0 | 0 | 0 | 0 | 0 | 0 | 0 | 0 | 0 | 0 | 0 |
| 1100 | 10 | 0 | 5 | 4 | 0 | 1 | 0 | 0 | 0 | 0 | 0 | 0 | 0 | 0 |
| 1200 | 16 | 1 | 15 | 0 | 0 | 0 | 0 | 0 | 0 | 0 | 0 | 0 | 0 | 0 |
| 1300 | 9 | 0 | 6 | 3 | 0 | 0 | 0 | 0 | 0 | 0 | 0 | 0 | 0 | 0 |
| 1400 | 23 | 1 | 17 | 5 | 0 | 0 | 0 | 0 | 0 | 0 | 0 | 0 | 0 | 0 |
| 1500 | 31 | 0 | 27 | 4 | 0 | 0 | 0 | 0 | 0 | 0 | 0 | 0 | 0 | 0 |
| 1600 | 38 | 2 | 34 | 2 | 0 | 0 | 0 | 0 | 0 | 0 | 0 | 0 | 0 | 0 |
| 1700 | 34 | 0 | 30 | 4 | 0 | 0 | 0 | 0 | 0 | 0 | 0 | 0 | 0 | 0 |
| 1800 | 46 | 2 | 39 | 5 | 0 | 0 | 0 | 0 | 0 | 0 | 0 | 0 | 0 | 0 |
| 1900 | 30 | 1 | 26 | 3 | 0 | 0 | 0 | 0 | 0 | 0 | 0 | 0 | 0 | 0 |
| 2000 | 24 | 0 | 23 | 1 | 0 | 0 | 0 | 0 | 0 | 0 | 0 | 0 | 0 | 0 |
| 2100 | 20 | 0 | 20 | 0 | 0 | 0 | 0 | 0 | 0 | 0 | 0 | 0 | 0 | 0 |
| 2200 | 15 | 0 | 14 | 1 | 0 | 0 | 0 | 0 | 0 | 0 | 0 | 0 | 0 | 0 |
| 2300 | 8 | 0 | 6 | 2 | 0 | 0 | 0 | 0 | 0 | 0 | 0 | 0 | 0 | 0 |
| 07-19 | 273 | 13 | 226 | 30 | 1 | 2 | 0 | 1 | 0 | 0 | 0 | 0 | 0 | 0 |
| 06-22 | 353 | 14 | 300 | 34 | 2 | 2 | 0 | 1 | 0 | 0 | 0 | 0 | 0 | 0 |
| 06-00 | 376 | 14 | 320 | 37 | 2 | 2 | 0 | 1 | 0 | 0 | 0 | 0 | 0 | 0 |
| 00-00 | 389 | 14 | 332 | 38 | 2 | 2 | 0 | 1 | 0 | 0 | 0 | 0 | 0 | 0 |

Peak step 18:00 (46) AM Peak step 9:00 (18) PM Peak step 18:00 (46)

*** Friday, February 16, 2024**

| Time | Total | Cls 1 | Cls 2 | Cls 3 | Cls 4 | Cls 5 | Cls 6 | Cls 7 | Cls 8 | Cls 9 | Cls 10 | Cls 11 | Cls 12 | Cls 13 |
|--------------|------------|-----------|------------|-----------|----------|----------|----------|----------|----------|----------|----------|----------|----------|----------|
| <-- | | 1 | 2 | 3 | 4 | 5 | 6 | 7 | 8 | 9 | 10 | 11 | 12 | 13 |
| 0000 | 3 | 0 | 3 | 0 | 0 | 0 | 0 | 0 | 0 | 0 | 0 | 0 | 0 | 0 |
| 0100 | 3 | 0 | 2 | 1 | 0 | 0 | 0 | 0 | 0 | 0 | 0 | 0 | 0 | 0 |
| 0200 | 2 | 0 | 2 | 0 | 0 | 0 | 0 | 0 | 0 | 0 | 0 | 0 | 0 | 0 |
| 0300 | 2 | 0 | 2 | 0 | 0 | 0 | 0 | 0 | 0 | 0 | 0 | 0 | 0 | 0 |
| 0400 | 1 | 0 | 1 | 0 | 0 | 0 | 0 | 0 | 0 | 0 | 0 | 0 | 0 | 0 |
| 0500 | 3 | 0 | 3 | 0 | 0 | 0 | 0 | 0 | 0 | 0 | 0 | 0 | 0 | 0 |
| 0600 | 8 | 0 | 7 | 1 | 0 | 0 | 0 | 0 | 0 | 0 | 0 | 0 | 0 | 0 |
| 0700 | 15 | 2 | 11 | 2 | 0 | 0 | 0 | 0 | 0 | 0 | 0 | 0 | 0 | 0 |
| 0800 | 22 | 2 | 19 | 1 | 0 | 0 | 0 | 0 | 0 | 0 | 0 | 0 | 0 | 0 |
| 0900 | 13 | 1 | 9 | 3 | 0 | 0 | 0 | 0 | 0 | 0 | 0 | 0 | 0 | 0 |
| 1000 | 13 | 1 | 6 | 5 | 0 | 0 | 1 | 0 | 0 | 0 | 0 | 0 | 0 | 0 |
| 1100 | 18 | 0 | 15 | 3 | 0 | 0 | 0 | 0 | 0 | 0 | 0 | 0 | 0 | 0 |
| 1200 | 22 | 1 | 18 | 3 | 0 | 0 | 0 | 0 | 0 | 0 | 0 | 0 | 0 | 0 |
| 1300 | 29 | 2 | 25 | 2 | 0 | 0 | 0 | 0 | 0 | 0 | 0 | 0 | 0 | 0 |
| 1400 | 26 | 0 | 23 | 3 | 0 | 0 | 0 | 0 | 0 | 0 | 0 | 0 | 0 | 0 |
| 1500 | 27 | 1 | 23 | 3 | 0 | 0 | 0 | 0 | 0 | 0 | 0 | 0 | 0 | 0 |
| 1600 | 40 | 0 | 39 | 1 | 0 | 0 | 0 | 0 | 0 | 0 | 0 | 0 | 0 | 0 |
| 1700 | 42 | 0 | 38 | 3 | 0 | 0 | 1 | 0 | 0 | 0 | 0 | 0 | 0 | 0 |
| 1800 | 27 | 0 | 26 | 1 | 0 | 0 | 0 | 0 | 0 | 0 | 0 | 0 | 0 | 0 |
| 1900 | 26 | 0 | 23 | 3 | 0 | 0 | 0 | 0 | 0 | 0 | 0 | 0 | 0 | 0 |
| 2000 | 21 | 2 | 18 | 1 | 0 | 0 | 0 | 0 | 0 | 0 | 0 | 0 | 0 | 0 |
| 2100 | 17 | 0 | 16 | 1 | 0 | 0 | 0 | 0 | 0 | 0 | 0 | 0 | 0 | 0 |
| 2200 | 14 | 1 | 12 | 1 | 0 | 0 | 0 | 0 | 0 | 0 | 0 | 0 | 0 | 0 |
| 2300 | 10 | 1 | 9 | 0 | 0 | 0 | 0 | 0 | 0 | 0 | 0 | 0 | 0 | 0 |
| 07-19 | 294 | 10 | 252 | 30 | 0 | 0 | 2 | 0 | 0 | 0 | 0 | 0 | 0 | 0 |
| 06-22 | 366 | 12 | 316 | 36 | 0 | 0 | 2 | 0 | 0 | 0 | 0 | 0 | 0 | 0 |
| 06-00 | 390 | 14 | 337 | 37 | 0 | 0 | 2 | 0 | 0 | 0 | 0 | 0 | 0 | 0 |
| 00-00 | 404 | 14 | 350 | 38 | 0 | 0 | 2 | 0 | 0 | 0 | 0 | 0 | 0 | 0 |

Peak step 17:00 (42) AM Peak step 8:00 (22) PM Peak step 17:00 (42)

*** Saturday, February 17, 2024**

| Time | Total | Cls 1 | Cls 2 | Cls 3 | Cls 4 | Cls 5 | Cls 6 | Cls 7 | Cls 8 | Cls 9 | Cls 10 | Cls 11 | Cls 12 | Cls 13 |
|--------------|------------|----------|------------|-----------|----------|----------|----------|----------|----------|----------|----------|----------|----------|----------|
| <-- | | 1 | 2 | 3 | 4 | 5 | 6 | 7 | 8 | 9 | 10 | 11 | 12 | 13 |
| 0000 | 9 | 0 | 9 | 0 | 0 | 0 | 0 | 0 | 0 | 0 | 0 | 0 | 0 | 0 |
| 0100 | 5 | 0 | 4 | 1 | 0 | 0 | 0 | 0 | 0 | 0 | 0 | 0 | 0 | 0 |
| 0200 | 5 | 0 | 5 | 0 | 0 | 0 | 0 | 0 | 0 | 0 | 0 | 0 | 0 | 0 |
| 0300 | 4 | 0 | 3 | 1 | 0 | 0 | 0 | 0 | 0 | 0 | 0 | 0 | 0 | 0 |
| 0400 | 2 | 0 | 1 | 1 | 0 | 0 | 0 | 0 | 0 | 0 | 0 | 0 | 0 | 0 |
| 0500 | 2 | 0 | 1 | 1 | 0 | 0 | 0 | 0 | 0 | 0 | 0 | 0 | 0 | 0 |
| 0600 | 1 | 0 | 1 | 0 | 0 | 0 | 0 | 0 | 0 | 0 | 0 | 0 | 0 | 0 |
| 0700 | 4 | 0 | 3 | 1 | 0 | 0 | 0 | 0 | 0 | 0 | 0 | 0 | 0 | 0 |
| 0800 | 9 | 0 | 8 | 1 | 0 | 0 | 0 | 0 | 0 | 0 | 0 | 0 | 0 | 0 |
| 0900 | 11 | 0 | 9 | 2 | 0 | 0 | 0 | 0 | 0 | 0 | 0 | 0 | 0 | 0 |
| 1000 | 17 | 0 | 15 | 2 | 0 | 0 | 0 | 0 | 0 | 0 | 0 | 0 | 0 | 0 |
| 1100 | 19 | 0 | 19 | 0 | 0 | 0 | 0 | 0 | 0 | 0 | 0 | 0 | 0 | 0 |
| 1200 | 24 | 0 | 23 | 1 | 0 | 0 | 0 | 0 | 0 | 0 | 0 | 0 | 0 | 0 |
| 1300 | 24 | 0 | 23 | 1 | 0 | 0 | 0 | 0 | 0 | 0 | 0 | 0 | 0 | 0 |
| 1400 | 19 | 0 | 18 | 1 | 0 | 0 | 0 | 0 | 0 | 0 | 0 | 0 | 0 | 0 |
| 1500 | 30 | 0 | 28 | 2 | 0 | 0 | 0 | 0 | 0 | 0 | 0 | 0 | 0 | 0 |
| 1600 | 28 | 0 | 27 | 1 | 0 | 0 | 0 | 0 | 0 | 0 | 0 | 0 | 0 | 0 |
| 1700 | 31 | 0 | 28 | 3 | 0 | 0 | 0 | 0 | 0 | 0 | 0 | 0 | 0 | 0 |
| 1800 | 28 | 0 | 21 | 7 | 0 | 0 | 0 | 0 | 0 | 0 | 0 | 0 | 0 | 0 |
| 1900 | 26 | 0 | 26 | 0 | 0 | 0 | 0 | 0 | 0 | 0 | 0 | 0 | 0 | 0 |
| 2000 | 12 | 0 | 11 | 1 | 0 | 0 | 0 | 0 | 0 | 0 | 0 | 0 | 0 | 0 |
| 2100 | 15 | 0 | 13 | 2 | 0 | 0 | 0 | 0 | 0 | 0 | 0 | 0 | 0 | 0 |
| 2200 | 15 | 0 | 13 | 2 | 0 | 0 | 0 | 0 | 0 | 0 | 0 | 0 | 0 | 0 |
| 2300 | 6 | 0 | 4 | 2 | 0 | 0 | 0 | 0 | 0 | 0 | 0 | 0 | 0 | 0 |
| 07-19 | 244 | 0 | 222 | 22 | 0 | 0 | 0 | 0 | 0 | 0 | 0 | 0 | 0 | 0 |
| 06-22 | 298 | 0 | 273 | 25 | 0 | 0 | 0 | 0 | 0 | 0 | 0 | 0 | 0 | 0 |
| 06-00 | 319 | 0 | 290 | 29 | 0 | 0 | 0 | 0 | 0 | 0 | 0 | 0 | 0 | 0 |
| 00-00 | 346 | 0 | 313 | 33 | 0 | 0 | 0 | 0 | 0 | 0 | 0 | 0 | 0 | 0 |

Peak step 17:00 (31) AM Peak step 11:00 (19) PM Peak step 17:00 (31)

Traffic Data Service -- San Jose, CA Class Report

CustomList-854 -- English (ENU)

Datasets:

Site: [8] ARMAND DR S OF SANTIAGO VILLA ENTRANCE
Data type: Axle sensors - Paired (Class/Speed/Count)

Profile:

Included classes: 1, 2, 3, 4, 5, 6, 7, 8, 9, 10, 11, 12, 13
Speed range: 0 - 100 mph.
Direction: South (bound), P = North, Lane = 0-16
Name: Default Profile
Scheme: Vehicle classification (Scheme F)
Units: Non metric (ft, mi, ft/s, mph, lb, ton)

Column Legend:

0 [Time] 24-hour time (0000 - 2359)
1 [Total] Number in time step
2 [Cls] Class totals

*** Sunday, January 21, 2024**

| Time | Total | Cls | Cls | Cls | Cls | Cls | Cls | Cls | Cls | Cls | Cls | Cls | Cls | Cls |
|--------------|------------|----------|------------|-----------|----------|----------|----------|----------|----------|----------|----------|----------|----------|----------|
| <-- | | 1 | 2 | 3 | 4 | 5 | 6 | 7 | 8 | 9 | 10 | 11 | 12 | 13 |
| 0000 | 11 | 0 | 10 | 1 | 0 | 0 | 0 | 0 | 0 | 0 | 0 | 0 | 0 | 0 |
| 0100 | 11 | 0 | 9 | 2 | 0 | 0 | 0 | 0 | 0 | 0 | 0 | 0 | 0 | 0 |
| 0200 | 2 | 0 | 1 | 1 | 0 | 0 | 0 | 0 | 0 | 0 | 0 | 0 | 0 | 0 |
| 0300 | 3 | 0 | 2 | 1 | 0 | 0 | 0 | 0 | 0 | 0 | 0 | 0 | 0 | 0 |
| 0400 | 6 | 0 | 6 | 0 | 0 | 0 | 0 | 0 | 0 | 0 | 0 | 0 | 0 | 0 |
| 0500 | 6 | 0 | 6 | 0 | 0 | 0 | 0 | 0 | 0 | 0 | 0 | 0 | 0 | 0 |
| 0600 | 12 | 0 | 12 | 0 | 0 | 0 | 0 | 0 | 0 | 0 | 0 | 0 | 0 | 0 |
| 0700 | 16 | 0 | 14 | 2 | 0 | 0 | 0 | 0 | 0 | 0 | 0 | 0 | 0 | 0 |
| 0800 | 37 | 0 | 32 | 5 | 0 | 0 | 0 | 0 | 0 | 0 | 0 | 0 | 0 | 0 |
| 0900 | 55 | 1 | 45 | 9 | 0 | 0 | 0 | 0 | 0 | 0 | 0 | 0 | 0 | 0 |
| 1000 | 58 | 0 | 55 | 3 | 0 | 0 | 0 | 0 | 0 | 0 | 0 | 0 | 0 | 0 |
| 1100 | 68 | 2 | 57 | 9 | 0 | 0 | 0 | 0 | 0 | 0 | 0 | 0 | 0 | 0 |
| 1200 | 49 | 0 | 46 | 3 | 0 | 0 | 0 | 0 | 0 | 0 | 0 | 0 | 0 | 0 |
| 1300 | 52 | 0 | 49 | 3 | 0 | 0 | 0 | 0 | 0 | 0 | 0 | 0 | 0 | 0 |
| 1400 | 52 | 0 | 47 | 5 | 0 | 0 | 0 | 0 | 0 | 0 | 0 | 0 | 0 | 0 |
| 1500 | 57 | 0 | 52 | 5 | 0 | 0 | 0 | 0 | 0 | 0 | 0 | 0 | 0 | 0 |
| 1600 | 57 | 0 | 52 | 5 | 0 | 0 | 0 | 0 | 0 | 0 | 0 | 0 | 0 | 0 |
| 1700 | 48 | 0 | 44 | 4 | 0 | 0 | 0 | 0 | 0 | 0 | 0 | 0 | 0 | 0 |
| 1800 | 44 | 0 | 41 | 3 | 0 | 0 | 0 | 0 | 0 | 0 | 0 | 0 | 0 | 0 |
| 1900 | 26 | 0 | 22 | 4 | 0 | 0 | 0 | 0 | 0 | 0 | 0 | 0 | 0 | 0 |
| 2000 | 27 | 0 | 26 | 1 | 0 | 0 | 0 | 0 | 0 | 0 | 0 | 0 | 0 | 0 |
| 2100 | 20 | 0 | 17 | 3 | 0 | 0 | 0 | 0 | 0 | 0 | 0 | 0 | 0 | 0 |
| 2200 | 10 | 0 | 10 | 0 | 0 | 0 | 0 | 0 | 0 | 0 | 0 | 0 | 0 | 0 |
| 2300 | 5 | 0 | 4 | 1 | 0 | 0 | 0 | 0 | 0 | 0 | 0 | 0 | 0 | 0 |
| 07-19 | 593 | 3 | 534 | 56 | 0 | 0 | 0 | 0 | 0 | 0 | 0 | 0 | 0 | 0 |
| 06-22 | 678 | 3 | 611 | 64 | 0 | 0 | 0 | 0 | 0 | 0 | 0 | 0 | 0 | 0 |
| 06-00 | 693 | 3 | 625 | 65 | 0 | 0 | 0 | 0 | 0 | 0 | 0 | 0 | 0 | 0 |
| 00-00 | 732 | 3 | 659 | 70 | 0 | 0 | 0 | 0 | 0 | 0 | 0 | 0 | 0 | 0 |

Peak step 11:00 (68) AM Peak step 11:00 (68) PM Peak step 15:00 (57)

*** Monday, January 22, 2024**

| Time | Total | Cls 1 | Cls 2 | Cls 3 | Cls 4 | Cls 5 | Cls 6 | Cls 7 | Cls 8 | Cls 9 | Cls 10 | Cls 11 | Cls 12 | Cls 13 |
|--------------|------------|----------|------------|------------|----------|----------|----------|----------|----------|----------|----------|----------|----------|----------|
| <-- | | 1 | 2 | 3 | 4 | 5 | 6 | 7 | 8 | 9 | 10 | 11 | 12 | 13 |
| 0000 | 5 | 0 | 5 | 0 | 0 | 0 | 0 | 0 | 0 | 0 | 0 | 0 | 0 | 0 |
| 0100 | 1 | 0 | 1 | 0 | 0 | 0 | 0 | 0 | 0 | 0 | 0 | 0 | 0 | 0 |
| 0200 | 3 | 0 | 3 | 0 | 0 | 0 | 0 | 0 | 0 | 0 | 0 | 0 | 0 | 0 |
| 0300 | 4 | 0 | 4 | 0 | 0 | 0 | 0 | 0 | 0 | 0 | 0 | 0 | 0 | 0 |
| 0400 | 8 | 0 | 5 | 3 | 0 | 0 | 0 | 0 | 0 | 0 | 0 | 0 | 0 | 0 |
| 0500 | 25 | 0 | 21 | 4 | 0 | 0 | 0 | 0 | 0 | 0 | 0 | 0 | 0 | 0 |
| 0600 | 30 | 0 | 21 | 9 | 0 | 0 | 0 | 0 | 0 | 0 | 0 | 0 | 0 | 0 |
| 0700 | 96 | 0 | 79 | 17 | 0 | 0 | 0 | 0 | 0 | 0 | 0 | 0 | 0 | 0 |
| 0800 | 85 | 1 | 68 | 15 | 1 | 0 | 0 | 0 | 0 | 0 | 0 | 0 | 0 | 0 |
| 0900 | 69 | 0 | 58 | 11 | 0 | 0 | 0 | 0 | 0 | 0 | 0 | 0 | 0 | 0 |
| 1000 | 47 | 0 | 38 | 9 | 0 | 0 | 0 | 0 | 0 | 0 | 0 | 0 | 0 | 0 |
| 1100 | 51 | 0 | 41 | 9 | 0 | 1 | 0 | 0 | 0 | 0 | 0 | 0 | 0 | 0 |
| 1200 | 41 | 1 | 31 | 7 | 1 | 1 | 0 | 0 | 0 | 0 | 0 | 0 | 0 | 0 |
| 1300 | 56 | 0 | 46 | 9 | 0 | 1 | 0 | 0 | 0 | 0 | 0 | 0 | 0 | 0 |
| 1400 | 57 | 0 | 50 | 7 | 0 | 0 | 0 | 0 | 0 | 0 | 0 | 0 | 0 | 0 |
| 1500 | 67 | 0 | 54 | 13 | 0 | 0 | 0 | 0 | 0 | 0 | 0 | 0 | 0 | 0 |
| 1600 | 60 | 0 | 49 | 11 | 0 | 0 | 0 | 0 | 0 | 0 | 0 | 0 | 0 | 0 |
| 1700 | 48 | 1 | 43 | 4 | 0 | 0 | 0 | 0 | 0 | 0 | 0 | 0 | 0 | 0 |
| 1800 | 50 | 1 | 42 | 7 | 0 | 0 | 0 | 0 | 0 | 0 | 0 | 0 | 0 | 0 |
| 1900 | 22 | 0 | 21 | 1 | 0 | 0 | 0 | 0 | 0 | 0 | 0 | 0 | 0 | 0 |
| 2000 | 22 | 0 | 22 | 0 | 0 | 0 | 0 | 0 | 0 | 0 | 0 | 0 | 0 | 0 |
| 2100 | 17 | 0 | 14 | 3 | 0 | 0 | 0 | 0 | 0 | 0 | 0 | 0 | 0 | 0 |
| 2200 | 8 | 0 | 6 | 2 | 0 | 0 | 0 | 0 | 0 | 0 | 0 | 0 | 0 | 0 |
| 2300 | 5 | 0 | 5 | 0 | 0 | 0 | 0 | 0 | 0 | 0 | 0 | 0 | 0 | 0 |
| 07-19 | 727 | 4 | 599 | 119 | 2 | 3 | 0 | 0 | 0 | 0 | 0 | 0 | 0 | 0 |
| 06-22 | 818 | 4 | 677 | 132 | 2 | 3 | 0 | 0 | 0 | 0 | 0 | 0 | 0 | 0 |
| 06-00 | 831 | 4 | 688 | 134 | 2 | 3 | 0 | 0 | 0 | 0 | 0 | 0 | 0 | 0 |
| 00-00 | 877 | 4 | 727 | 141 | 2 | 3 | 0 | 0 | 0 | 0 | 0 | 0 | 0 | 0 |

Peak step 7:00 (96) AM Peak step 7:00 (96) PM Peak step 15:00 (67)

*** Tuesday, January 23, 2024**

| Time | Total | Cls 1 | Cls 2 | Cls 3 | Cls 4 | Cls 5 | Cls 6 | Cls 7 | Cls 8 | Cls 9 | Cls 10 | Cls 11 | Cls 12 | Cls 13 |
|--------------|------------|-----------|------------|------------|----------|----------|----------|----------|----------|----------|----------|----------|----------|----------|
| <-- | | 1 | 2 | 3 | 4 | 5 | 6 | 7 | 8 | 9 | 10 | 11 | 12 | 13 |
| 0000 | 2 | 0 | 2 | 0 | 0 | 0 | 0 | 0 | 0 | 0 | 0 | 0 | 0 | 0 |
| 0100 | 0 | 0 | 0 | 0 | 0 | 0 | 0 | 0 | 0 | 0 | 0 | 0 | 0 | 0 |
| 0200 | 1 | 0 | 1 | 0 | 0 | 0 | 0 | 0 | 0 | 0 | 0 | 0 | 0 | 0 |
| 0300 | 5 | 0 | 4 | 1 | 0 | 0 | 0 | 0 | 0 | 0 | 0 | 0 | 0 | 0 |
| 0400 | 5 | 0 | 3 | 2 | 0 | 0 | 0 | 0 | 0 | 0 | 0 | 0 | 0 | 0 |
| 0500 | 22 | 2 | 16 | 4 | 0 | 0 | 0 | 0 | 0 | 0 | 0 | 0 | 0 | 0 |
| 0600 | 31 | 1 | 27 | 3 | 0 | 0 | 0 | 0 | 0 | 0 | 0 | 0 | 0 | 0 |
| 0700 | 105 | 1 | 83 | 21 | 0 | 0 | 0 | 0 | 0 | 0 | 0 | 0 | 0 | 0 |
| 0800 | 97 | 1 | 82 | 13 | 0 | 0 | 1 | 0 | 0 | 0 | 0 | 0 | 0 | 0 |
| 0900 | 55 | 1 | 47 | 7 | 0 | 0 | 0 | 0 | 0 | 0 | 0 | 0 | 0 | 0 |
| 1000 | 50 | 2 | 39 | 8 | 1 | 0 | 0 | 0 | 0 | 0 | 0 | 0 | 0 | 0 |
| 1100 | 40 | 0 | 32 | 8 | 0 | 0 | 0 | 0 | 0 | 0 | 0 | 0 | 0 | 0 |
| 1200 | 47 | 3 | 35 | 9 | 0 | 0 | 0 | 0 | 0 | 0 | 0 | 0 | 0 | 0 |
| 1300 | 50 | 1 | 42 | 6 | 0 | 1 | 0 | 0 | 0 | 0 | 0 | 0 | 0 | 0 |
| 1400 | 58 | 1 | 52 | 5 | 0 | 0 | 0 | 0 | 0 | 0 | 0 | 0 | 0 | 0 |
| 1500 | 77 | 1 | 59 | 17 | 0 | 0 | 0 | 0 | 0 | 0 | 0 | 0 | 0 | 0 |
| 1600 | 61 | 4 | 48 | 8 | 0 | 0 | 0 | 1 | 0 | 0 | 0 | 0 | 0 | 0 |
| 1700 | 45 | 3 | 37 | 5 | 0 | 0 | 0 | 0 | 0 | 0 | 0 | 0 | 0 | 0 |
| 1800 | 36 | 0 | 34 | 2 | 0 | 0 | 0 | 0 | 0 | 0 | 0 | 0 | 0 | 0 |
| 1900 | 47 | 1 | 38 | 8 | 0 | 0 | 0 | 0 | 0 | 0 | 0 | 0 | 0 | 0 |
| 2000 | 22 | 0 | 19 | 3 | 0 | 0 | 0 | 0 | 0 | 0 | 0 | 0 | 0 | 0 |
| 2100 | 26 | 0 | 22 | 4 | 0 | 0 | 0 | 0 | 0 | 0 | 0 | 0 | 0 | 0 |
| 2200 | 17 | 0 | 14 | 2 | 0 | 1 | 0 | 0 | 0 | 0 | 0 | 0 | 0 | 0 |
| 2300 | 2 | 0 | 1 | 1 | 0 | 0 | 0 | 0 | 0 | 0 | 0 | 0 | 0 | 0 |
| 07-19 | 721 | 18 | 590 | 109 | 1 | 1 | 1 | 1 | 0 | 0 | 0 | 0 | 0 | 0 |
| 06-22 | 847 | 20 | 696 | 127 | 1 | 1 | 1 | 1 | 0 | 0 | 0 | 0 | 0 | 0 |
| 06-00 | 866 | 20 | 711 | 130 | 1 | 2 | 1 | 1 | 0 | 0 | 0 | 0 | 0 | 0 |
| 00-00 | 901 | 22 | 737 | 137 | 1 | 2 | 1 | 1 | 0 | 0 | 0 | 0 | 0 | 0 |

Peak step 7:00 (105) AM Peak step 7:00 (105) PM Peak step 15:00 (77)

*** Wednesday, January 24, 2024**

| Time | Total | Cls | Cls | Cls | Cls | Cls | Cls | Cls | Cls | Cls | Cls | Cls | Cls | Cls |
|--------------|------------|-----------|------------|------------|----------|----------|----------|----------|----------|----------|----------|----------|----------|----------|
| <-- | | 1 | 2 | 3 | 4 | 5 | 6 | 7 | 8 | 9 | 10 | 11 | 12 | 13 |
| 0000 | 2 | 0 | 2 | 0 | 0 | 0 | 0 | 0 | 0 | 0 | 0 | 0 | 0 | 0 |
| 0100 | 0 | 0 | 0 | 0 | 0 | 0 | 0 | 0 | 0 | 0 | 0 | 0 | 0 | 0 |
| 0200 | 0 | 0 | 0 | 0 | 0 | 0 | 0 | 0 | 0 | 0 | 0 | 0 | 0 | 0 |
| 0300 | 4 | 0 | 4 | 0 | 0 | 0 | 0 | 0 | 0 | 0 | 0 | 0 | 0 | 0 |
| 0400 | 9 | 0 | 8 | 1 | 0 | 0 | 0 | 0 | 0 | 0 | 0 | 0 | 0 | 0 |
| 0500 | 22 | 1 | 17 | 4 | 0 | 0 | 0 | 0 | 0 | 0 | 0 | 0 | 0 | 0 |
| 0600 | 28 | 0 | 22 | 6 | 0 | 0 | 0 | 0 | 0 | 0 | 0 | 0 | 0 | 0 |
| 0700 | 108 | 0 | 90 | 18 | 0 | 0 | 0 | 0 | 0 | 0 | 0 | 0 | 0 | 0 |
| 0800 | 88 | 0 | 79 | 9 | 0 | 0 | 0 | 0 | 0 | 0 | 0 | 0 | 0 | 0 |
| 0900 | 62 | 0 | 55 | 7 | 0 | 0 | 0 | 0 | 0 | 0 | 0 | 0 | 0 | 0 |
| 1000 | 47 | 0 | 38 | 9 | 0 | 0 | 0 | 0 | 0 | 0 | 0 | 0 | 0 | 0 |
| 1100 | 41 | 3 | 33 | 5 | 0 | 0 | 0 | 0 | 0 | 0 | 0 | 0 | 0 | 0 |
| 1200 | 40 | 2 | 33 | 5 | 0 | 0 | 0 | 0 | 0 | 0 | 0 | 0 | 0 | 0 |
| 1300 | 49 | 0 | 36 | 12 | 0 | 1 | 0 | 0 | 0 | 0 | 0 | 0 | 0 | 0 |
| 1400 | 62 | 1 | 49 | 12 | 0 | 0 | 0 | 0 | 0 | 0 | 0 | 0 | 0 | 0 |
| 1500 | 73 | 3 | 58 | 12 | 0 | 0 | 0 | 0 | 0 | 0 | 0 | 0 | 0 | 0 |
| 1600 | 57 | 0 | 51 | 5 | 0 | 1 | 0 | 0 | 0 | 0 | 0 | 0 | 0 | 0 |
| 1700 | 59 | 3 | 51 | 5 | 0 | 0 | 0 | 0 | 0 | 0 | 0 | 0 | 0 | 0 |
| 1800 | 40 | 1 | 34 | 5 | 0 | 0 | 0 | 0 | 0 | 0 | 0 | 0 | 0 | 0 |
| 1900 | 40 | 1 | 32 | 7 | 0 | 0 | 0 | 0 | 0 | 0 | 0 | 0 | 0 | 0 |
| 2000 | 23 | 0 | 19 | 4 | 0 | 0 | 0 | 0 | 0 | 0 | 0 | 0 | 0 | 0 |
| 2100 | 17 | 0 | 14 | 3 | 0 | 0 | 0 | 0 | 0 | 0 | 0 | 0 | 0 | 0 |
| 2200 | 21 | 0 | 18 | 3 | 0 | 0 | 0 | 0 | 0 | 0 | 0 | 0 | 0 | 0 |
| 2300 | 10 | 1 | 7 | 2 | 0 | 0 | 0 | 0 | 0 | 0 | 0 | 0 | 0 | 0 |
| 07-19 | 726 | 13 | 607 | 104 | 0 | 2 | 0 | 0 | 0 | 0 | 0 | 0 | 0 | 0 |
| 06-22 | 834 | 14 | 694 | 124 | 0 | 2 | 0 | 0 | 0 | 0 | 0 | 0 | 0 | 0 |
| 06-00 | 865 | 15 | 719 | 129 | 0 | 2 | 0 | 0 | 0 | 0 | 0 | 0 | 0 | 0 |
| 00-00 | 902 | 16 | 750 | 134 | 0 | 2 | 0 | 0 | 0 | 0 | 0 | 0 | 0 | 0 |

Peak step 7:00 (108) AM Peak step 7:00 (108) PM Peak step 15:00 (73)

*** Thursday, January 25, 2024**

| Time | Total | Cls | Cls | Cls | Cls | Cls | Cls | Cls | Cls | Cls | Cls | Cls | Cls | Cls |
|--------------|------------|-----------|------------|------------|----------|----------|----------|----------|----------|----------|----------|----------|----------|----------|
| <-- | | 1 | 2 | 3 | 4 | 5 | 6 | 7 | 8 | 9 | 10 | 11 | 12 | 13 |
| 0000 | 2 | 0 | 2 | 0 | 0 | 0 | 0 | 0 | 0 | 0 | 0 | 0 | 0 | 0 |
| 0100 | 2 | 0 | 1 | 1 | 0 | 0 | 0 | 0 | 0 | 0 | 0 | 0 | 0 | 0 |
| 0200 | 2 | 0 | 2 | 0 | 0 | 0 | 0 | 0 | 0 | 0 | 0 | 0 | 0 | 0 |
| 0300 | 3 | 0 | 3 | 0 | 0 | 0 | 0 | 0 | 0 | 0 | 0 | 0 | 0 | 0 |
| 0400 | 7 | 0 | 7 | 0 | 0 | 0 | 0 | 0 | 0 | 0 | 0 | 0 | 0 | 0 |
| 0500 | 29 | 0 | 27 | 2 | 0 | 0 | 0 | 0 | 0 | 0 | 0 | 0 | 0 | 0 |
| 0600 | 31 | 0 | 26 | 5 | 0 | 0 | 0 | 0 | 0 | 0 | 0 | 0 | 0 | 0 |
| 0700 | 102 | 0 | 86 | 16 | 0 | 0 | 0 | 0 | 0 | 0 | 0 | 0 | 0 | 0 |
| 0800 | 99 | 0 | 84 | 15 | 0 | 0 | 0 | 0 | 0 | 0 | 0 | 0 | 0 | 0 |
| 0900 | 63 | 1 | 52 | 9 | 1 | 0 | 0 | 0 | 0 | 0 | 0 | 0 | 0 | 0 |
| 1000 | 67 | 1 | 55 | 11 | 0 | 0 | 0 | 0 | 0 | 0 | 0 | 0 | 0 | 0 |
| 1100 | 51 | 2 | 39 | 10 | 0 | 0 | 0 | 0 | 0 | 0 | 0 | 0 | 0 | 0 |
| 1200 | 58 | 2 | 48 | 8 | 0 | 0 | 0 | 0 | 0 | 0 | 0 | 0 | 0 | 0 |
| 1300 | 39 | 0 | 34 | 3 | 0 | 2 | 0 | 0 | 0 | 0 | 0 | 0 | 0 | 0 |
| 1400 | 62 | 1 | 51 | 10 | 0 | 0 | 0 | 0 | 0 | 0 | 0 | 0 | 0 | 0 |
| 1500 | 54 | 1 | 44 | 9 | 0 | 0 | 0 | 0 | 0 | 0 | 0 | 0 | 0 | 0 |
| 1600 | 76 | 4 | 62 | 10 | 0 | 0 | 0 | 0 | 0 | 0 | 0 | 0 | 0 | 0 |
| 1700 | 64 | 1 | 56 | 7 | 0 | 0 | 0 | 0 | 0 | 0 | 0 | 0 | 0 | 0 |
| 1800 | 45 | 2 | 41 | 2 | 0 | 0 | 0 | 0 | 0 | 0 | 0 | 0 | 0 | 0 |
| 1900 | 33 | 1 | 28 | 4 | 0 | 0 | 0 | 0 | 0 | 0 | 0 | 0 | 0 | 0 |
| 2000 | 20 | 0 | 19 | 1 | 0 | 0 | 0 | 0 | 0 | 0 | 0 | 0 | 0 | 0 |
| 2100 | 29 | 1 | 24 | 4 | 0 | 0 | 0 | 0 | 0 | 0 | 0 | 0 | 0 | 0 |
| 2200 | 10 | 0 | 9 | 1 | 0 | 0 | 0 | 0 | 0 | 0 | 0 | 0 | 0 | 0 |
| 2300 | 9 | 0 | 7 | 2 | 0 | 0 | 0 | 0 | 0 | 0 | 0 | 0 | 0 | 0 |
| 07-19 | 780 | 15 | 652 | 110 | 1 | 2 | 0 | 0 | 0 | 0 | 0 | 0 | 0 | 0 |
| 06-22 | 893 | 17 | 749 | 124 | 1 | 2 | 0 | 0 | 0 | 0 | 0 | 0 | 0 | 0 |
| 06-00 | 912 | 17 | 765 | 127 | 1 | 2 | 0 | 0 | 0 | 0 | 0 | 0 | 0 | 0 |
| 00-00 | 957 | 17 | 807 | 130 | 1 | 2 | 0 | 0 | 0 | 0 | 0 | 0 | 0 | 0 |

Peak step 7:00 (102) AM Peak step 7:00 (102) PM Peak step 16:00 (76)

*** Friday, January 26, 2024**

| Time | Total | Cls | Cls | Cls | Cls | Cls | Cls | Cls | Cls | Cls | Cls | Cls | Cls | Cls |
|--------------|------------|-----------|------------|------------|----------|----------|----------|----------|----------|----------|----------|----------|----------|----------|
| <-- | | 1 | 2 | 3 | 4 | 5 | 6 | 7 | 8 | 9 | 10 | 11 | 12 | 13 |
| 0000 | 2 | 0 | 2 | 0 | 0 | 0 | 0 | 0 | 0 | 0 | 0 | 0 | 0 | 0 |
| 0100 | 1 | 0 | 1 | 0 | 0 | 0 | 0 | 0 | 0 | 0 | 0 | 0 | 0 | 0 |
| 0200 | 1 | 0 | 1 | 0 | 0 | 0 | 0 | 0 | 0 | 0 | 0 | 0 | 0 | 0 |
| 0300 | 7 | 0 | 5 | 2 | 0 | 0 | 0 | 0 | 0 | 0 | 0 | 0 | 0 | 0 |
| 0400 | 9 | 0 | 9 | 0 | 0 | 0 | 0 | 0 | 0 | 0 | 0 | 0 | 0 | 0 |
| 0500 | 18 | 0 | 16 | 2 | 0 | 0 | 0 | 0 | 0 | 0 | 0 | 0 | 0 | 0 |
| 0600 | 38 | 1 | 26 | 10 | 1 | 0 | 0 | 0 | 0 | 0 | 0 | 0 | 0 | 0 |
| 0700 | 101 | 1 | 79 | 21 | 0 | 0 | 0 | 0 | 0 | 0 | 0 | 0 | 0 | 0 |
| 0800 | 88 | 0 | 73 | 15 | 0 | 0 | 0 | 0 | 0 | 0 | 0 | 0 | 0 | 0 |
| 0900 | 51 | 0 | 38 | 12 | 0 | 1 | 0 | 0 | 0 | 0 | 0 | 0 | 0 | 0 |
| 1000 | 53 | 2 | 36 | 15 | 0 | 0 | 0 | 0 | 0 | 0 | 0 | 0 | 0 | 0 |
| 1100 | 51 | 0 | 40 | 11 | 0 | 0 | 0 | 0 | 0 | 0 | 0 | 0 | 0 | 0 |
| 1200 | 48 | 1 | 41 | 5 | 0 | 1 | 0 | 0 | 0 | 0 | 0 | 0 | 0 | 0 |
| 1300 | 63 | 1 | 53 | 9 | 0 | 0 | 0 | 0 | 0 | 0 | 0 | 0 | 0 | 0 |
| 1400 | 64 | 2 | 52 | 9 | 0 | 1 | 0 | 0 | 0 | 0 | 0 | 0 | 0 | 0 |
| 1500 | 58 | 1 | 49 | 8 | 0 | 0 | 0 | 0 | 0 | 0 | 0 | 0 | 0 | 0 |
| 1600 | 63 | 4 | 49 | 10 | 0 | 0 | 0 | 0 | 0 | 0 | 0 | 0 | 0 | 0 |
| 1700 | 71 | 0 | 61 | 10 | 0 | 0 | 0 | 0 | 0 | 0 | 0 | 0 | 0 | 0 |
| 1800 | 58 | 2 | 49 | 7 | 0 | 0 | 0 | 0 | 0 | 0 | 0 | 0 | 0 | 0 |
| 1900 | 37 | 0 | 33 | 4 | 0 | 0 | 0 | 0 | 0 | 0 | 0 | 0 | 0 | 0 |
| 2000 | 25 | 2 | 20 | 3 | 0 | 0 | 0 | 0 | 0 | 0 | 0 | 0 | 0 | 0 |
| 2100 | 29 | 0 | 29 | 0 | 0 | 0 | 0 | 0 | 0 | 0 | 0 | 0 | 0 | 0 |
| 2200 | 19 | 0 | 18 | 1 | 0 | 0 | 0 | 0 | 0 | 0 | 0 | 0 | 0 | 0 |
| 2300 | 10 | 0 | 8 | 2 | 0 | 0 | 0 | 0 | 0 | 0 | 0 | 0 | 0 | 0 |
| 07-19 | 769 | 14 | 620 | 132 | 0 | 3 | 0 | 0 | 0 | 0 | 0 | 0 | 0 | 0 |
| 06-22 | 898 | 17 | 728 | 149 | 1 | 3 | 0 | 0 | 0 | 0 | 0 | 0 | 0 | 0 |
| 06-00 | 927 | 17 | 754 | 152 | 1 | 3 | 0 | 0 | 0 | 0 | 0 | 0 | 0 | 0 |
| 00-00 | 965 | 17 | 788 | 156 | 1 | 3 | 0 | 0 | 0 | 0 | 0 | 0 | 0 | 0 |

Peak step 7:00 (101) AM Peak step 7:00 (101) PM Peak step 17:00 (71)

*** Saturday, January 27, 2024**

| Time | Total | Cls | Cls | Cls | Cls | Cls | Cls | Cls | Cls | Cls | Cls | Cls | Cls | Cls |
|--------------|------------|----------|------------|------------|----------|----------|----------|----------|----------|----------|----------|----------|----------|----------|
| <-- | | 1 | 2 | 3 | 4 | 5 | 6 | 7 | 8 | 9 | 10 | 11 | 12 | 13 |
| 0000 | 4 | 0 | 3 | 1 | 0 | 0 | 0 | 0 | 0 | 0 | 0 | 0 | 0 | 0 |
| 0100 | 9 | 0 | 6 | 3 | 0 | 0 | 0 | 0 | 0 | 0 | 0 | 0 | 0 | 0 |
| 0200 | 3 | 0 | 3 | 0 | 0 | 0 | 0 | 0 | 0 | 0 | 0 | 0 | 0 | 0 |
| 0300 | 7 | 0 | 7 | 0 | 0 | 0 | 0 | 0 | 0 | 0 | 0 | 0 | 0 | 0 |
| 0400 | 7 | 0 | 7 | 0 | 0 | 0 | 0 | 0 | 0 | 0 | 0 | 0 | 0 | 0 |
| 0500 | 11 | 0 | 9 | 2 | 0 | 0 | 0 | 0 | 0 | 0 | 0 | 0 | 0 | 0 |
| 0600 | 16 | 0 | 14 | 2 | 0 | 0 | 0 | 0 | 0 | 0 | 0 | 0 | 0 | 0 |
| 0700 | 35 | 0 | 29 | 6 | 0 | 0 | 0 | 0 | 0 | 0 | 0 | 0 | 0 | 0 |
| 0800 | 55 | 2 | 42 | 11 | 0 | 0 | 0 | 0 | 0 | 0 | 0 | 0 | 0 | 0 |
| 0900 | 61 | 1 | 53 | 7 | 0 | 0 | 0 | 0 | 0 | 0 | 0 | 0 | 0 | 0 |
| 1000 | 63 | 1 | 51 | 11 | 0 | 0 | 0 | 0 | 0 | 0 | 0 | 0 | 0 | 0 |
| 1100 | 61 | 2 | 54 | 5 | 0 | 0 | 0 | 0 | 0 | 0 | 0 | 0 | 0 | 0 |
| 1200 | 58 | 0 | 48 | 10 | 0 | 0 | 0 | 0 | 0 | 0 | 0 | 0 | 0 | 0 |
| 1300 | 64 | 0 | 58 | 6 | 0 | 0 | 0 | 0 | 0 | 0 | 0 | 0 | 0 | 0 |
| 1400 | 66 | 0 | 61 | 5 | 0 | 0 | 0 | 0 | 0 | 0 | 0 | 0 | 0 | 0 |
| 1500 | 40 | 0 | 38 | 2 | 0 | 0 | 0 | 0 | 0 | 0 | 0 | 0 | 0 | 0 |
| 1600 | 59 | 0 | 53 | 5 | 1 | 0 | 0 | 0 | 0 | 0 | 0 | 0 | 0 | 0 |
| 1700 | 55 | 1 | 44 | 10 | 0 | 0 | 0 | 0 | 0 | 0 | 0 | 0 | 0 | 0 |
| 1800 | 55 | 0 | 48 | 7 | 0 | 0 | 0 | 0 | 0 | 0 | 0 | 0 | 0 | 0 |
| 1900 | 42 | 0 | 37 | 5 | 0 | 0 | 0 | 0 | 0 | 0 | 0 | 0 | 0 | 0 |
| 2000 | 34 | 0 | 29 | 5 | 0 | 0 | 0 | 0 | 0 | 0 | 0 | 0 | 0 | 0 |
| 2100 | 24 | 0 | 23 | 1 | 0 | 0 | 0 | 0 | 0 | 0 | 0 | 0 | 0 | 0 |
| 2200 | 21 | 0 | 17 | 4 | 0 | 0 | 0 | 0 | 0 | 0 | 0 | 0 | 0 | 0 |
| 2300 | 16 | 0 | 15 | 1 | 0 | 0 | 0 | 0 | 0 | 0 | 0 | 0 | 0 | 0 |
| 07-19 | 672 | 7 | 579 | 85 | 1 | 0 | 0 | 0 | 0 | 0 | 0 | 0 | 0 | 0 |
| 06-22 | 788 | 7 | 682 | 98 | 1 | 0 | 0 | 0 | 0 | 0 | 0 | 0 | 0 | 0 |
| 06-00 | 825 | 7 | 714 | 103 | 1 | 0 | 0 | 0 | 0 | 0 | 0 | 0 | 0 | 0 |
| 00-00 | 866 | 7 | 749 | 109 | 1 | 0 | 0 | 0 | 0 | 0 | 0 | 0 | 0 | 0 |

Peak step 14:00 (66) AM Peak step 10:00 (63) PM Peak step 14:00 (66)

*** Sunday, January 28, 2024**

| Time | Total | Cls | Cls | Cls | Cls | Cls | Cls | Cls | Cls | Cls | Cls | Cls | Cls | Cls |
|--------------|------------|-----------|------------|------------|----------|----------|----------|----------|----------|----------|----------|----------|----------|----------|
| <-- | | 1 | 2 | 3 | 4 | 5 | 6 | 7 | 8 | 9 | 10 | 11 | 12 | 13 |
| 0000 | 4 | 0 | 4 | 0 | 0 | 0 | 0 | 0 | 0 | 0 | 0 | 0 | 0 | 0 |
| 0100 | 4 | 0 | 4 | 0 | 0 | 0 | 0 | 0 | 0 | 0 | 0 | 0 | 0 | 0 |
| 0200 | 2 | 0 | 1 | 1 | 0 | 0 | 0 | 0 | 0 | 0 | 0 | 0 | 0 | 0 |
| 0300 | 6 | 0 | 6 | 0 | 0 | 0 | 0 | 0 | 0 | 0 | 0 | 0 | 0 | 0 |
| 0400 | 4 | 0 | 4 | 0 | 0 | 0 | 0 | 0 | 0 | 0 | 0 | 0 | 0 | 0 |
| 0500 | 8 | 0 | 7 | 1 | 0 | 0 | 0 | 0 | 0 | 0 | 0 | 0 | 0 | 0 |
| 0600 | 7 | 0 | 7 | 0 | 0 | 0 | 0 | 0 | 0 | 0 | 0 | 0 | 0 | 0 |
| 0700 | 23 | 0 | 18 | 5 | 0 | 0 | 0 | 0 | 0 | 0 | 0 | 0 | 0 | 0 |
| 0800 | 40 | 2 | 28 | 10 | 0 | 0 | 0 | 0 | 0 | 0 | 0 | 0 | 0 | 0 |
| 0900 | 56 | 0 | 51 | 5 | 0 | 0 | 0 | 0 | 0 | 0 | 0 | 0 | 0 | 0 |
| 1000 | 75 | 1 | 66 | 8 | 0 | 0 | 0 | 0 | 0 | 0 | 0 | 0 | 0 | 0 |
| 1100 | 60 | 1 | 55 | 4 | 0 | 0 | 0 | 0 | 0 | 0 | 0 | 0 | 0 | 0 |
| 1200 | 66 | 0 | 58 | 8 | 0 | 0 | 0 | 0 | 0 | 0 | 0 | 0 | 0 | 0 |
| 1300 | 70 | 0 | 65 | 5 | 0 | 0 | 0 | 0 | 0 | 0 | 0 | 0 | 0 | 0 |
| 1400 | 55 | 4 | 46 | 5 | 0 | 0 | 0 | 0 | 0 | 0 | 0 | 0 | 0 | 0 |
| 1500 | 53 | 1 | 40 | 12 | 0 | 0 | 0 | 0 | 0 | 0 | 0 | 0 | 0 | 0 |
| 1600 | 58 | 0 | 49 | 9 | 0 | 0 | 0 | 0 | 0 | 0 | 0 | 0 | 0 | 0 |
| 1700 | 53 | 0 | 45 | 8 | 0 | 0 | 0 | 0 | 0 | 0 | 0 | 0 | 0 | 0 |
| 1800 | 30 | 0 | 28 | 2 | 0 | 0 | 0 | 0 | 0 | 0 | 0 | 0 | 0 | 0 |
| 1900 | 37 | 0 | 35 | 2 | 0 | 0 | 0 | 0 | 0 | 0 | 0 | 0 | 0 | 0 |
| 2000 | 36 | 0 | 29 | 7 | 0 | 0 | 0 | 0 | 0 | 0 | 0 | 0 | 0 | 0 |
| 2100 | 24 | 0 | 19 | 5 | 0 | 0 | 0 | 0 | 0 | 0 | 0 | 0 | 0 | 0 |
| 2200 | 12 | 1 | 8 | 3 | 0 | 0 | 0 | 0 | 0 | 0 | 0 | 0 | 0 | 0 |
| 2300 | 6 | 0 | 6 | 0 | 0 | 0 | 0 | 0 | 0 | 0 | 0 | 0 | 0 | 0 |
| 07-19 | 639 | 9 | 549 | 81 | 0 | 0 | 0 | 0 | 0 | 0 | 0 | 0 | 0 | 0 |
| 06-22 | 743 | 9 | 639 | 95 | 0 | 0 | 0 | 0 | 0 | 0 | 0 | 0 | 0 | 0 |
| 06-00 | 761 | 10 | 653 | 98 | 0 | 0 | 0 | 0 | 0 | 0 | 0 | 0 | 0 | 0 |
| 00-00 | 789 | 10 | 679 | 100 | 0 | 0 | 0 | 0 | 0 | 0 | 0 | 0 | 0 | 0 |

Peak step 10:00 (75) AM Peak step 10:00 (75) PM Peak step 13:00 (70)

*** Monday, January 29, 2024**

| Time | Total | Cls | Cls | Cls | Cls | Cls | Cls | Cls | Cls | Cls | Cls | Cls | Cls | Cls |
|--------------|------------|-----------|------------|------------|----------|----------|----------|----------|----------|----------|----------|----------|----------|----------|
| <-- | | 1 | 2 | 3 | 4 | 5 | 6 | 7 | 8 | 9 | 10 | 11 | 12 | 13 |
| 0000 | 5 | 0 | 4 | 1 | 0 | 0 | 0 | 0 | 0 | 0 | 0 | 0 | 0 | 0 |
| 0100 | 3 | 0 | 3 | 0 | 0 | 0 | 0 | 0 | 0 | 0 | 0 | 0 | 0 | 0 |
| 0200 | 1 | 0 | 1 | 0 | 0 | 0 | 0 | 0 | 0 | 0 | 0 | 0 | 0 | 0 |
| 0300 | 7 | 0 | 7 | 0 | 0 | 0 | 0 | 0 | 0 | 0 | 0 | 0 | 0 | 0 |
| 0400 | 7 | 0 | 6 | 1 | 0 | 0 | 0 | 0 | 0 | 0 | 0 | 0 | 0 | 0 |
| 0500 | 23 | 2 | 20 | 1 | 0 | 0 | 0 | 0 | 0 | 0 | 0 | 0 | 0 | 0 |
| 0600 | 42 | 0 | 32 | 10 | 0 | 0 | 0 | 0 | 0 | 0 | 0 | 0 | 0 | 0 |
| 0700 | 104 | 2 | 78 | 24 | 0 | 0 | 0 | 0 | 0 | 0 | 0 | 0 | 0 | 0 |
| 0800 | 81 | 0 | 73 | 8 | 0 | 0 | 0 | 0 | 0 | 0 | 0 | 0 | 0 | 0 |
| 0900 | 77 | 2 | 60 | 14 | 0 | 1 | 0 | 0 | 0 | 0 | 0 | 0 | 0 | 0 |
| 1000 | 43 | 0 | 33 | 10 | 0 | 0 | 0 | 0 | 0 | 0 | 0 | 0 | 0 | 0 |
| 1100 | 38 | 0 | 30 | 8 | 0 | 0 | 0 | 0 | 0 | 0 | 0 | 0 | 0 | 0 |
| 1200 | 39 | 2 | 30 | 6 | 0 | 1 | 0 | 0 | 0 | 0 | 0 | 0 | 0 | 0 |
| 1300 | 65 | 3 | 48 | 14 | 0 | 0 | 0 | 0 | 0 | 0 | 0 | 0 | 0 | 0 |
| 1400 | 56 | 1 | 49 | 6 | 0 | 0 | 0 | 0 | 0 | 0 | 0 | 0 | 0 | 0 |
| 1500 | 60 | 4 | 47 | 9 | 0 | 0 | 0 | 0 | 0 | 0 | 0 | 0 | 0 | 0 |
| 1600 | 65 | 5 | 48 | 12 | 0 | 0 | 0 | 0 | 0 | 0 | 0 | 0 | 0 | 0 |
| 1700 | 50 | 2 | 44 | 4 | 0 | 0 | 0 | 0 | 0 | 0 | 0 | 0 | 0 | 0 |
| 1800 | 38 | 0 | 36 | 2 | 0 | 0 | 0 | 0 | 0 | 0 | 0 | 0 | 0 | 0 |
| 1900 | 33 | 3 | 28 | 2 | 0 | 0 | 0 | 0 | 0 | 0 | 0 | 0 | 0 | 0 |
| 2000 | 31 | 1 | 27 | 3 | 0 | 0 | 0 | 0 | 0 | 0 | 0 | 0 | 0 | 0 |
| 2100 | 20 | 0 | 17 | 3 | 0 | 0 | 0 | 0 | 0 | 0 | 0 | 0 | 0 | 0 |
| 2200 | 13 | 0 | 11 | 2 | 0 | 0 | 0 | 0 | 0 | 0 | 0 | 0 | 0 | 0 |
| 2300 | 4 | 0 | 4 | 0 | 0 | 0 | 0 | 0 | 0 | 0 | 0 | 0 | 0 | 0 |
| 07-19 | 716 | 21 | 576 | 117 | 0 | 2 | 0 | 0 | 0 | 0 | 0 | 0 | 0 | 0 |
| 06-22 | 842 | 25 | 680 | 135 | 0 | 2 | 0 | 0 | 0 | 0 | 0 | 0 | 0 | 0 |
| 06-00 | 859 | 25 | 695 | 137 | 0 | 2 | 0 | 0 | 0 | 0 | 0 | 0 | 0 | 0 |
| 00-00 | 905 | 27 | 736 | 140 | 0 | 2 | 0 | 0 | 0 | 0 | 0 | 0 | 0 | 0 |

Peak step 7:00 (104) AM Peak step 7:00 (104) PM Peak step 13:00 (65)

*** Tuesday, January 30, 2024**

| Time | Total | Cls 1 | Cls 2 | Cls 3 | Cls 4 | Cls 5 | Cls 6 | Cls 7 | Cls 8 | Cls 9 | Cls 10 | Cls 11 | Cls 12 | Cls 13 |
|--------------|------------|-----------|------------|------------|----------|----------|----------|----------|----------|----------|----------|----------|----------|----------|
| <-- | | 1 | 2 | 3 | 4 | 5 | 6 | 7 | 8 | 9 | 10 | 11 | 12 | 13 |
| 0000 | 1 | 0 | 0 | 1 | 0 | 0 | 0 | 0 | 0 | 0 | 0 | 0 | 0 | 0 |
| 0100 | 2 | 0 | 2 | 0 | 0 | 0 | 0 | 0 | 0 | 0 | 0 | 0 | 0 | 0 |
| 0200 | 1 | 0 | 1 | 0 | 0 | 0 | 0 | 0 | 0 | 0 | 0 | 0 | 0 | 0 |
| 0300 | 7 | 0 | 6 | 1 | 0 | 0 | 0 | 0 | 0 | 0 | 0 | 0 | 0 | 0 |
| 0400 | 4 | 0 | 3 | 1 | 0 | 0 | 0 | 0 | 0 | 0 | 0 | 0 | 0 | 0 |
| 0500 | 28 | 1 | 23 | 3 | 0 | 1 | 0 | 0 | 0 | 0 | 0 | 0 | 0 | 0 |
| 0600 | 38 | 1 | 28 | 8 | 0 | 1 | 0 | 0 | 0 | 0 | 0 | 0 | 0 | 0 |
| 0700 | 102 | 0 | 85 | 17 | 0 | 0 | 0 | 0 | 0 | 0 | 0 | 0 | 0 | 0 |
| 0800 | 103 | 2 | 86 | 15 | 0 | 0 | 0 | 0 | 0 | 0 | 0 | 0 | 0 | 0 |
| 0900 | 66 | 1 | 51 | 13 | 0 | 1 | 0 | 0 | 0 | 0 | 0 | 0 | 0 | 0 |
| 1000 | 70 | 2 | 53 | 15 | 0 | 0 | 0 | 0 | 0 | 0 | 0 | 0 | 0 | 0 |
| 1100 | 42 | 2 | 37 | 2 | 0 | 0 | 1 | 0 | 0 | 0 | 0 | 0 | 0 | 0 |
| 1200 | 40 | 1 | 37 | 2 | 0 | 0 | 0 | 0 | 0 | 0 | 0 | 0 | 0 | 0 |
| 1300 | 69 | 1 | 51 | 16 | 0 | 1 | 0 | 0 | 0 | 0 | 0 | 0 | 0 | 0 |
| 1400 | 55 | 2 | 44 | 9 | 0 | 0 | 0 | 0 | 0 | 0 | 0 | 0 | 0 | 0 |
| 1500 | 57 | 2 | 46 | 9 | 0 | 0 | 0 | 0 | 0 | 0 | 0 | 0 | 0 | 0 |
| 1600 | 59 | 4 | 48 | 7 | 0 | 0 | 0 | 0 | 0 | 0 | 0 | 0 | 0 | 0 |
| 1700 | 58 | 2 | 45 | 11 | 0 | 0 | 0 | 0 | 0 | 0 | 0 | 0 | 0 | 0 |
| 1800 | 51 | 1 | 43 | 7 | 0 | 0 | 0 | 0 | 0 | 0 | 0 | 0 | 0 | 0 |
| 1900 | 47 | 1 | 41 | 5 | 0 | 0 | 0 | 0 | 0 | 0 | 0 | 0 | 0 | 0 |
| 2000 | 28 | 1 | 24 | 3 | 0 | 0 | 0 | 0 | 0 | 0 | 0 | 0 | 0 | 0 |
| 2100 | 19 | 0 | 18 | 1 | 0 | 0 | 0 | 0 | 0 | 0 | 0 | 0 | 0 | 0 |
| 2200 | 15 | 0 | 11 | 3 | 0 | 1 | 0 | 0 | 0 | 0 | 0 | 0 | 0 | 0 |
| 2300 | 2 | 0 | 2 | 0 | 0 | 0 | 0 | 0 | 0 | 0 | 0 | 0 | 0 | 0 |
| 07-19 | 772 | 20 | 626 | 123 | 0 | 2 | 1 | 0 | 0 | 0 | 0 | 0 | 0 | 0 |
| 06-22 | 904 | 23 | 737 | 140 | 0 | 3 | 1 | 0 | 0 | 0 | 0 | 0 | 0 | 0 |
| 06-00 | 921 | 23 | 750 | 143 | 0 | 4 | 1 | 0 | 0 | 0 | 0 | 0 | 0 | 0 |
| 00-00 | 964 | 24 | 785 | 149 | 0 | 5 | 1 | 0 | 0 | 0 | 0 | 0 | 0 | 0 |

Peak step 8:00 (103) AM Peak step 8:00 (103) PM Peak step 13:00 (69)

*** Wednesday, January 31, 2024**

| Time | Total | Cls 1 | Cls 2 | Cls 3 | Cls 4 | Cls 5 | Cls 6 | Cls 7 | Cls 8 | Cls 9 | Cls 10 | Cls 11 | Cls 12 | Cls 13 |
|--------------|------------|-----------|------------|------------|----------|----------|----------|----------|----------|----------|----------|----------|----------|----------|
| <-- | | 1 | 2 | 3 | 4 | 5 | 6 | 7 | 8 | 9 | 10 | 11 | 12 | 13 |
| 0000 | 1 | 0 | 1 | 0 | 0 | 0 | 0 | 0 | 0 | 0 | 0 | 0 | 0 | 0 |
| 0100 | 2 | 0 | 2 | 0 | 0 | 0 | 0 | 0 | 0 | 0 | 0 | 0 | 0 | 0 |
| 0200 | 3 | 0 | 3 | 0 | 0 | 0 | 0 | 0 | 0 | 0 | 0 | 0 | 0 | 0 |
| 0300 | 4 | 0 | 4 | 0 | 0 | 0 | 0 | 0 | 0 | 0 | 0 | 0 | 0 | 0 |
| 0400 | 9 | 0 | 6 | 3 | 0 | 0 | 0 | 0 | 0 | 0 | 0 | 0 | 0 | 0 |
| 0500 | 19 | 1 | 16 | 2 | 0 | 0 | 0 | 0 | 0 | 0 | 0 | 0 | 0 | 0 |
| 0600 | 37 | 1 | 27 | 9 | 0 | 0 | 0 | 0 | 0 | 0 | 0 | 0 | 0 | 0 |
| 0700 | 96 | 1 | 74 | 20 | 0 | 1 | 0 | 0 | 0 | 0 | 0 | 0 | 0 | 0 |
| 0800 | 98 | 1 | 77 | 20 | 0 | 0 | 0 | 0 | 0 | 0 | 0 | 0 | 0 | 0 |
| 0900 | 67 | 0 | 51 | 16 | 0 | 0 | 0 | 0 | 0 | 0 | 0 | 0 | 0 | 0 |
| 1000 | 58 | 0 | 46 | 11 | 0 | 1 | 0 | 0 | 0 | 0 | 0 | 0 | 0 | 0 |
| 1100 | 47 | 0 | 37 | 10 | 0 | 0 | 0 | 0 | 0 | 0 | 0 | 0 | 0 | 0 |
| 1200 | 41 | 1 | 34 | 6 | 0 | 0 | 0 | 0 | 0 | 0 | 0 | 0 | 0 | 0 |
| 1300 | 51 | 0 | 40 | 10 | 0 | 1 | 0 | 0 | 0 | 0 | 0 | 0 | 0 | 0 |
| 1400 | 60 | 1 | 44 | 15 | 0 | 0 | 0 | 0 | 0 | 0 | 0 | 0 | 0 | 0 |
| 1500 | 48 | 2 | 41 | 5 | 0 | 0 | 0 | 0 | 0 | 0 | 0 | 0 | 0 | 0 |
| 1600 | 57 | 1 | 42 | 14 | 0 | 0 | 0 | 0 | 0 | 0 | 0 | 0 | 0 | 0 |
| 1700 | 66 | 0 | 58 | 8 | 0 | 0 | 0 | 0 | 0 | 0 | 0 | 0 | 0 | 0 |
| 1800 | 39 | 1 | 30 | 8 | 0 | 0 | 0 | 0 | 0 | 0 | 0 | 0 | 0 | 0 |
| 1900 | 45 | 1 | 35 | 8 | 1 | 0 | 0 | 0 | 0 | 0 | 0 | 0 | 0 | 0 |
| 2000 | 19 | 0 | 17 | 2 | 0 | 0 | 0 | 0 | 0 | 0 | 0 | 0 | 0 | 0 |
| 2100 | 20 | 0 | 17 | 3 | 0 | 0 | 0 | 0 | 0 | 0 | 0 | 0 | 0 | 0 |
| 2200 | 20 | 0 | 18 | 2 | 0 | 0 | 0 | 0 | 0 | 0 | 0 | 0 | 0 | 0 |
| 2300 | 8 | 0 | 7 | 1 | 0 | 0 | 0 | 0 | 0 | 0 | 0 | 0 | 0 | 0 |
| 07-19 | 728 | 8 | 574 | 143 | 0 | 3 | 0 | 0 | 0 | 0 | 0 | 0 | 0 | 0 |
| 06-22 | 849 | 10 | 670 | 165 | 1 | 3 | 0 | 0 | 0 | 0 | 0 | 0 | 0 | 0 |
| 06-00 | 877 | 10 | 695 | 168 | 1 | 3 | 0 | 0 | 0 | 0 | 0 | 0 | 0 | 0 |
| 00-00 | 915 | 11 | 727 | 173 | 1 | 3 | 0 | 0 | 0 | 0 | 0 | 0 | 0 | 0 |

Peak step 8:00 (98) AM Peak step 8:00 (98) PM Peak step 17:00 (66)

*** Thursday, February 1, 2024**

| Time | Total | Cls | Cls | Cls | Cls | Cls | Cls | Cls | Cls | Cls | Cls | Cls | Cls | Cls |
|--------------|-------------|----------|------------|------------|----------|----------|----------|----------|----------|----------|----------|----------|----------|----------|
| <-- | | 1 | 2 | 3 | 4 | 5 | 6 | 7 | 8 | 9 | 10 | 11 | 12 | 13 |
| 0000 | 5 | 0 | 4 | 1 | 0 | 0 | 0 | 0 | 0 | 0 | 0 | 0 | 0 | 0 |
| 0100 | 0 | 0 | 0 | 0 | 0 | 0 | 0 | 0 | 0 | 0 | 0 | 0 | 0 | 0 |
| 0200 | 1 | 0 | 1 | 0 | 0 | 0 | 0 | 0 | 0 | 0 | 0 | 0 | 0 | 0 |
| 0300 | 8 | 0 | 7 | 1 | 0 | 0 | 0 | 0 | 0 | 0 | 0 | 0 | 0 | 0 |
| 0400 | 10 | 0 | 8 | 2 | 0 | 0 | 0 | 0 | 0 | 0 | 0 | 0 | 0 | 0 |
| 0500 | 22 | 0 | 21 | 1 | 0 | 0 | 0 | 0 | 0 | 0 | 0 | 0 | 0 | 0 |
| 0600 | 39 | 0 | 30 | 9 | 0 | 0 | 0 | 0 | 0 | 0 | 0 | 0 | 0 | 0 |
| 0700 | 106 | 1 | 89 | 15 | 1 | 0 | 0 | 0 | 0 | 0 | 0 | 0 | 0 | 0 |
| 0800 | 92 | 0 | 79 | 13 | 0 | 0 | 0 | 0 | 0 | 0 | 0 | 0 | 0 | 0 |
| 0900 | 72 | 0 | 57 | 15 | 0 | 0 | 0 | 0 | 0 | 0 | 0 | 0 | 0 | 0 |
| 1000 | 56 | 0 | 49 | 7 | 0 | 0 | 0 | 0 | 0 | 0 | 0 | 0 | 0 | 0 |
| 1100 | 58 | 0 | 49 | 9 | 0 | 0 | 0 | 0 | 0 | 0 | 0 | 0 | 0 | 0 |
| 1200 | 66 | 2 | 51 | 13 | 0 | 0 | 0 | 0 | 0 | 0 | 0 | 0 | 0 | 0 |
| 1300 | 58 | 0 | 47 | 10 | 0 | 1 | 0 | 0 | 0 | 0 | 0 | 0 | 0 | 0 |
| 1400 | 64 | 2 | 54 | 8 | 0 | 0 | 0 | 0 | 0 | 0 | 0 | 0 | 0 | 0 |
| 1500 | 65 | 1 | 55 | 9 | 0 | 0 | 0 | 0 | 0 | 0 | 0 | 0 | 0 | 0 |
| 1600 | 55 | 1 | 39 | 15 | 0 | 0 | 0 | 0 | 0 | 0 | 0 | 0 | 0 | 0 |
| 1700 | 62 | 2 | 50 | 10 | 0 | 0 | 0 | 0 | 0 | 0 | 0 | 0 | 0 | 0 |
| 1800 | 54 | 0 | 50 | 4 | 0 | 0 | 0 | 0 | 0 | 0 | 0 | 0 | 0 | 0 |
| 1900 | 48 | 0 | 40 | 8 | 0 | 0 | 0 | 0 | 0 | 0 | 0 | 0 | 0 | 0 |
| 2000 | 34 | 0 | 25 | 9 | 0 | 0 | 0 | 0 | 0 | 0 | 0 | 0 | 0 | 0 |
| 2100 | 22 | 0 | 17 | 5 | 0 | 0 | 0 | 0 | 0 | 0 | 0 | 0 | 0 | 0 |
| 2200 | 15 | 0 | 10 | 5 | 0 | 0 | 0 | 0 | 0 | 0 | 0 | 0 | 0 | 0 |
| 2300 | 11 | 0 | 9 | 2 | 0 | 0 | 0 | 0 | 0 | 0 | 0 | 0 | 0 | 0 |
| 07-19 | 808 | 9 | 669 | 128 | 1 | 1 | 0 | 0 | 0 | 0 | 0 | 0 | 0 | 0 |
| 06-22 | 951 | 9 | 781 | 159 | 1 | 1 | 0 | 0 | 0 | 0 | 0 | 0 | 0 | 0 |
| 06-00 | 977 | 9 | 800 | 166 | 1 | 1 | 0 | 0 | 0 | 0 | 0 | 0 | 0 | 0 |
| 00-00 | 1023 | 9 | 841 | 171 | 1 | 1 | 0 | 0 | 0 | 0 | 0 | 0 | 0 | 0 |

Peak step 7:00 (106) AM Peak step 7:00 (106) PM Peak step 12:00 (66)

*** Friday, February 2, 2024**

| Time | Total | Cls | Cls | Cls | Cls | Cls | Cls | Cls | Cls | Cls | Cls | Cls | Cls | Cls |
|--------------|-------------|----------|------------|------------|----------|----------|----------|----------|----------|----------|----------|----------|----------|----------|
| <-- | | 1 | 2 | 3 | 4 | 5 | 6 | 7 | 8 | 9 | 10 | 11 | 12 | 13 |
| 0000 | 3 | 0 | 2 | 1 | 0 | 0 | 0 | 0 | 0 | 0 | 0 | 0 | 0 | 0 |
| 0100 | 3 | 0 | 2 | 1 | 0 | 0 | 0 | 0 | 0 | 0 | 0 | 0 | 0 | 0 |
| 0200 | 2 | 0 | 2 | 0 | 0 | 0 | 0 | 0 | 0 | 0 | 0 | 0 | 0 | 0 |
| 0300 | 7 | 0 | 7 | 0 | 0 | 0 | 0 | 0 | 0 | 0 | 0 | 0 | 0 | 0 |
| 0400 | 6 | 0 | 5 | 1 | 0 | 0 | 0 | 0 | 0 | 0 | 0 | 0 | 0 | 0 |
| 0500 | 21 | 0 | 19 | 2 | 0 | 0 | 0 | 0 | 0 | 0 | 0 | 0 | 0 | 0 |
| 0600 | 39 | 0 | 29 | 10 | 0 | 0 | 0 | 0 | 0 | 0 | 0 | 0 | 0 | 0 |
| 0700 | 96 | 0 | 70 | 25 | 1 | 0 | 0 | 0 | 0 | 0 | 0 | 0 | 0 | 0 |
| 0800 | 89 | 0 | 57 | 32 | 0 | 0 | 0 | 0 | 0 | 0 | 0 | 0 | 0 | 0 |
| 0900 | 65 | 0 | 47 | 17 | 0 | 1 | 0 | 0 | 0 | 0 | 0 | 0 | 0 | 0 |
| 1000 | 56 | 0 | 48 | 8 | 0 | 0 | 0 | 0 | 0 | 0 | 0 | 0 | 0 | 0 |
| 1100 | 49 | 0 | 37 | 12 | 0 | 0 | 0 | 0 | 0 | 0 | 0 | 0 | 0 | 0 |
| 1200 | 50 | 2 | 37 | 11 | 0 | 0 | 0 | 0 | 0 | 0 | 0 | 0 | 0 | 0 |
| 1300 | 64 | 0 | 51 | 13 | 0 | 0 | 0 | 0 | 0 | 0 | 0 | 0 | 0 | 0 |
| 1400 | 76 | 2 | 61 | 13 | 0 | 0 | 0 | 0 | 0 | 0 | 0 | 0 | 0 | 0 |
| 1500 | 58 | 0 | 45 | 13 | 0 | 0 | 0 | 0 | 0 | 0 | 0 | 0 | 0 | 0 |
| 1600 | 56 | 1 | 46 | 9 | 0 | 0 | 0 | 0 | 0 | 0 | 0 | 0 | 0 | 0 |
| 1700 | 78 | 1 | 60 | 17 | 0 | 0 | 0 | 0 | 0 | 0 | 0 | 0 | 0 | 0 |
| 1800 | 67 | 0 | 55 | 12 | 0 | 0 | 0 | 0 | 0 | 0 | 0 | 0 | 0 | 0 |
| 1900 | 48 | 0 | 36 | 12 | 0 | 0 | 0 | 0 | 0 | 0 | 0 | 0 | 0 | 0 |
| 2000 | 45 | 0 | 36 | 9 | 0 | 0 | 0 | 0 | 0 | 0 | 0 | 0 | 0 | 0 |
| 2100 | 22 | 0 | 21 | 1 | 0 | 0 | 0 | 0 | 0 | 0 | 0 | 0 | 0 | 0 |
| 2200 | 23 | 0 | 19 | 4 | 0 | 0 | 0 | 0 | 0 | 0 | 0 | 0 | 0 | 0 |
| 2300 | 7 | 0 | 6 | 1 | 0 | 0 | 0 | 0 | 0 | 0 | 0 | 0 | 0 | 0 |
| 07-19 | 804 | 6 | 614 | 182 | 1 | 1 | 0 | 0 | 0 | 0 | 0 | 0 | 0 | 0 |
| 06-22 | 958 | 6 | 736 | 214 | 1 | 1 | 0 | 0 | 0 | 0 | 0 | 0 | 0 | 0 |
| 06-00 | 988 | 6 | 761 | 219 | 1 | 1 | 0 | 0 | 0 | 0 | 0 | 0 | 0 | 0 |
| 00-00 | 1030 | 6 | 798 | 224 | 1 | 1 | 0 | 0 | 0 | 0 | 0 | 0 | 0 | 0 |

Peak step 7:00 (96) AM Peak step 7:00 (96) PM Peak step 17:00 (78)

* Saturday, February 3, 2024

| Time | Total | Cls | Cls | Cls | Cls | Cls | Cls | Cls | Cls | Cls | Cls | Cls | Cls | Cls |
|--------------|------------|----------|------------|------------|----------|----------|----------|----------|----------|----------|----------|----------|----------|----------|
| <-- | | 1 | 2 | 3 | 4 | 5 | 6 | 7 | 8 | 9 | 10 | 11 | 12 | 13 |
| 0000 | 5 | 0 | 3 | 2 | 0 | 0 | 0 | 0 | 0 | 0 | 0 | 0 | 0 | 0 |
| 0100 | 8 | 0 | 6 | 2 | 0 | 0 | 0 | 0 | 0 | 0 | 0 | 0 | 0 | 0 |
| 0200 | 3 | 0 | 2 | 1 | 0 | 0 | 0 | 0 | 0 | 0 | 0 | 0 | 0 | 0 |
| 0300 | 2 | 0 | 2 | 0 | 0 | 0 | 0 | 0 | 0 | 0 | 0 | 0 | 0 | 0 |
| 0400 | 9 | 0 | 6 | 3 | 0 | 0 | 0 | 0 | 0 | 0 | 0 | 0 | 0 | 0 |
| 0500 | 10 | 0 | 9 | 1 | 0 | 0 | 0 | 0 | 0 | 0 | 0 | 0 | 0 | 0 |
| 0600 | 14 | 0 | 11 | 3 | 0 | 0 | 0 | 0 | 0 | 0 | 0 | 0 | 0 | 0 |
| 0700 | 46 | 0 | 37 | 9 | 0 | 0 | 0 | 0 | 0 | 0 | 0 | 0 | 0 | 0 |
| 0800 | 57 | 0 | 39 | 17 | 0 | 1 | 0 | 0 | 0 | 0 | 0 | 0 | 0 | 0 |
| 0900 | 54 | 1 | 39 | 14 | 0 | 0 | 0 | 0 | 0 | 0 | 0 | 0 | 0 | 0 |
| 1000 | 60 | 0 | 48 | 12 | 0 | 0 | 0 | 0 | 0 | 0 | 0 | 0 | 0 | 0 |
| 1100 | 65 | 0 | 51 | 14 | 0 | 0 | 0 | 0 | 0 | 0 | 0 | 0 | 0 | 0 |
| 1200 | 75 | 0 | 58 | 16 | 0 | 1 | 0 | 0 | 0 | 0 | 0 | 0 | 0 | 0 |
| 1300 | 65 | 0 | 50 | 15 | 0 | 0 | 0 | 0 | 0 | 0 | 0 | 0 | 0 | 0 |
| 1400 | 60 | 0 | 45 | 15 | 0 | 0 | 0 | 0 | 0 | 0 | 0 | 0 | 0 | 0 |
| 1500 | 60 | 0 | 50 | 10 | 0 | 0 | 0 | 0 | 0 | 0 | 0 | 0 | 0 | 0 |
| 1600 | 67 | 0 | 59 | 8 | 0 | 0 | 0 | 0 | 0 | 0 | 0 | 0 | 0 | 0 |
| 1700 | 61 | 0 | 47 | 14 | 0 | 0 | 0 | 0 | 0 | 0 | 0 | 0 | 0 | 0 |
| 1800 | 50 | 0 | 41 | 8 | 1 | 0 | 0 | 0 | 0 | 0 | 0 | 0 | 0 | 0 |
| 1900 | 45 | 0 | 34 | 11 | 0 | 0 | 0 | 0 | 0 | 0 | 0 | 0 | 0 | 0 |
| 2000 | 32 | 0 | 24 | 8 | 0 | 0 | 0 | 0 | 0 | 0 | 0 | 0 | 0 | 0 |
| 2100 | 19 | 0 | 14 | 5 | 0 | 0 | 0 | 0 | 0 | 0 | 0 | 0 | 0 | 0 |
| 2200 | 17 | 0 | 14 | 3 | 0 | 0 | 0 | 0 | 0 | 0 | 0 | 0 | 0 | 0 |
| 2300 | 16 | 0 | 10 | 6 | 0 | 0 | 0 | 0 | 0 | 0 | 0 | 0 | 0 | 0 |
| 07-19 | 720 | 1 | 564 | 152 | 1 | 2 | 0 | 0 | 0 | 0 | 0 | 0 | 0 | 0 |
| 06-22 | 830 | 1 | 647 | 179 | 1 | 2 | 0 | 0 | 0 | 0 | 0 | 0 | 0 | 0 |
| 06-00 | 863 | 1 | 671 | 188 | 1 | 2 | 0 | 0 | 0 | 0 | 0 | 0 | 0 | 0 |
| 00-00 | 900 | 1 | 699 | 197 | 1 | 2 | 0 | 0 | 0 | 0 | 0 | 0 | 0 | 0 |

Peak step 12:00 (75) AM Peak step 11:00 (65) PM Peak step 12:00 (75)

Traffic Data Service -- San Jose, CA Class Report

CustomList-877 -- English (ENU)

Datasets:

Site: [8] ARMAND DR S OF SANTIAGO VILLA ENTRANCE
Data type: Axle sensors - Paired (Class/Speed/Count)

Profile:

Included classes: 1, 2, 3, 4, 5, 6, 7, 8, 9, 10, 11, 12, 13
Speed range: 0 - 100 mph.
Direction: South (bound), P = North, Lane = 0-16
Name: Default Profile
Scheme: Vehicle classification (Scheme F)
Units: Non metric (ft, mi, ft/s, mph, lb, ton)

Column Legend:

0 [Time] 24-hour time (0000 - 2359)
1 [Total] Number in time step
2 [Cls] Class totals

*** Sunday, February 11, 2024**

| Time | Total | Cls 1 | Cls 2 | Cls 3 | Cls 4 | Cls 5 | Cls 6 | Cls 7 | Cls 8 | Cls 9 | Cls 10 | Cls 11 | Cls 12 | Cls 13 |
|--------------|------------|----------|------------|-----------|----------|----------|----------|----------|----------|----------|----------|----------|----------|----------|
| <-- | | 1 | 2 | 3 | 4 | 5 | 6 | 7 | 8 | 9 | 10 | 11 | 12 | 13 |
| 0000 | 3 | 0 | 3 | 0 | 0 | 0 | 0 | 0 | 0 | 0 | 0 | 0 | 0 | 0 |
| 0100 | 4 | 0 | 4 | 0 | 0 | 0 | 0 | 0 | 0 | 0 | 0 | 0 | 0 | 0 |
| 0200 | 4 | 0 | 4 | 0 | 0 | 0 | 0 | 0 | 0 | 0 | 0 | 0 | 0 | 0 |
| 0300 | 4 | 0 | 4 | 0 | 0 | 0 | 0 | 0 | 0 | 0 | 0 | 0 | 0 | 0 |
| 0400 | 6 | 0 | 6 | 0 | 0 | 0 | 0 | 0 | 0 | 0 | 0 | 0 | 0 | 0 |
| 0500 | 10 | 0 | 8 | 2 | 0 | 0 | 0 | 0 | 0 | 0 | 0 | 0 | 0 | 0 |
| 0600 | 11 | 0 | 8 | 3 | 0 | 0 | 0 | 0 | 0 | 0 | 0 | 0 | 0 | 0 |
| 0700 | 23 | 1 | 20 | 2 | 0 | 0 | 0 | 0 | 0 | 0 | 0 | 0 | 0 | 0 |
| 0800 | 37 | 1 | 35 | 1 | 0 | 0 | 0 | 0 | 0 | 0 | 0 | 0 | 0 | 0 |
| 0900 | 75 | 2 | 65 | 7 | 0 | 1 | 0 | 0 | 0 | 0 | 0 | 0 | 0 | 0 |
| 1000 | 69 | 0 | 61 | 8 | 0 | 0 | 0 | 0 | 0 | 0 | 0 | 0 | 0 | 0 |
| 1100 | 63 | 1 | 51 | 10 | 1 | 0 | 0 | 0 | 0 | 0 | 0 | 0 | 0 | 0 |
| 1200 | 57 | 1 | 53 | 3 | 0 | 0 | 0 | 0 | 0 | 0 | 0 | 0 | 0 | 0 |
| 1300 | 72 | 0 | 67 | 5 | 0 | 0 | 0 | 0 | 0 | 0 | 0 | 0 | 0 | 0 |
| 1400 | 81 | 0 | 74 | 7 | 0 | 0 | 0 | 0 | 0 | 0 | 0 | 0 | 0 | 0 |
| 1500 | 55 | 0 | 52 | 3 | 0 | 0 | 0 | 0 | 0 | 0 | 0 | 0 | 0 | 0 |
| 1600 | 53 | 0 | 48 | 5 | 0 | 0 | 0 | 0 | 0 | 0 | 0 | 0 | 0 | 0 |
| 1700 | 36 | 0 | 35 | 1 | 0 | 0 | 0 | 0 | 0 | 0 | 0 | 0 | 0 | 0 |
| 1800 | 32 | 0 | 31 | 1 | 0 | 0 | 0 | 0 | 0 | 0 | 0 | 0 | 0 | 0 |
| 1900 | 29 | 0 | 25 | 4 | 0 | 0 | 0 | 0 | 0 | 0 | 0 | 0 | 0 | 0 |
| 2000 | 39 | 0 | 33 | 6 | 0 | 0 | 0 | 0 | 0 | 0 | 0 | 0 | 0 | 0 |
| 2100 | 28 | 0 | 27 | 1 | 0 | 0 | 0 | 0 | 0 | 0 | 0 | 0 | 0 | 0 |
| 2200 | 16 | 0 | 12 | 4 | 0 | 0 | 0 | 0 | 0 | 0 | 0 | 0 | 0 | 0 |
| 2300 | 6 | 0 | 6 | 0 | 0 | 0 | 0 | 0 | 0 | 0 | 0 | 0 | 0 | 0 |
| 07-19 | 653 | 6 | 592 | 53 | 1 | 1 | 0 | 0 | 0 | 0 | 0 | 0 | 0 | 0 |
| 06-22 | 760 | 6 | 685 | 67 | 1 | 1 | 0 | 0 | 0 | 0 | 0 | 0 | 0 | 0 |
| 06-00 | 782 | 6 | 703 | 71 | 1 | 1 | 0 | 0 | 0 | 0 | 0 | 0 | 0 | 0 |
| 00-00 | 813 | 6 | 732 | 73 | 1 | 1 | 0 | 0 | 0 | 0 | 0 | 0 | 0 | 0 |

Peak step 14:00 (81) AM Peak step 9:00 (75) PM Peak step 14:00 (81)

*** Monday, February 12, 2024**

| Time | Total | Cls | Cls | Cls | Cls | Cls | Cls | Cls | Cls | Cls | Cls | Cls | Cls | Cls |
|--------------|------------|-----------|------------|------------|----------|----------|----------|----------|----------|----------|----------|----------|----------|----------|
| <-- | | 1 | 2 | 3 | 4 | 5 | 6 | 7 | 8 | 9 | 10 | 11 | 12 | 13 |
| 0000 | 5 | 0 | 5 | 0 | 0 | 0 | 0 | 0 | 0 | 0 | 0 | 0 | 0 | 0 |
| 0100 | 5 | 0 | 3 | 2 | 0 | 0 | 0 | 0 | 0 | 0 | 0 | 0 | 0 | 0 |
| 0200 | 1 | 0 | 1 | 0 | 0 | 0 | 0 | 0 | 0 | 0 | 0 | 0 | 0 | 0 |
| 0300 | 6 | 0 | 6 | 0 | 0 | 0 | 0 | 0 | 0 | 0 | 0 | 0 | 0 | 0 |
| 0400 | 6 | 0 | 6 | 0 | 0 | 0 | 0 | 0 | 0 | 0 | 0 | 0 | 0 | 0 |
| 0500 | 17 | 0 | 14 | 3 | 0 | 0 | 0 | 0 | 0 | 0 | 0 | 0 | 0 | 0 |
| 0600 | 32 | 1 | 28 | 2 | 1 | 0 | 0 | 0 | 0 | 0 | 0 | 0 | 0 | 0 |
| 0700 | 93 | 1 | 80 | 12 | 0 | 0 | 0 | 0 | 0 | 0 | 0 | 0 | 0 | 0 |
| 0800 | 90 | 1 | 77 | 12 | 0 | 0 | 0 | 0 | 0 | 0 | 0 | 0 | 0 | 0 |
| 0900 | 55 | 0 | 48 | 7 | 0 | 0 | 0 | 0 | 0 | 0 | 0 | 0 | 0 | 0 |
| 1000 | 54 | 0 | 46 | 8 | 0 | 0 | 0 | 0 | 0 | 0 | 0 | 0 | 0 | 0 |
| 1100 | 50 | 1 | 46 | 3 | 0 | 0 | 0 | 0 | 0 | 0 | 0 | 0 | 0 | 0 |
| 1200 | 43 | 0 | 35 | 7 | 0 | 1 | 0 | 0 | 0 | 0 | 0 | 0 | 0 | 0 |
| 1300 | 54 | 1 | 44 | 9 | 0 | 0 | 0 | 0 | 0 | 0 | 0 | 0 | 0 | 0 |
| 1400 | 63 | 1 | 55 | 7 | 0 | 0 | 0 | 0 | 0 | 0 | 0 | 0 | 0 | 0 |
| 1500 | 61 | 2 | 54 | 5 | 0 | 0 | 0 | 0 | 0 | 0 | 0 | 0 | 0 | 0 |
| 1600 | 61 | 0 | 55 | 5 | 1 | 0 | 0 | 0 | 0 | 0 | 0 | 0 | 0 | 0 |
| 1700 | 60 | 1 | 55 | 4 | 0 | 0 | 0 | 0 | 0 | 0 | 0 | 0 | 0 | 0 |
| 1800 | 39 | 1 | 31 | 6 | 0 | 1 | 0 | 0 | 0 | 0 | 0 | 0 | 0 | 0 |
| 1900 | 49 | 1 | 41 | 6 | 0 | 1 | 0 | 0 | 0 | 0 | 0 | 0 | 0 | 0 |
| 2000 | 34 | 2 | 30 | 2 | 0 | 0 | 0 | 0 | 0 | 0 | 0 | 0 | 0 | 0 |
| 2100 | 20 | 0 | 17 | 3 | 0 | 0 | 0 | 0 | 0 | 0 | 0 | 0 | 0 | 0 |
| 2200 | 5 | 0 | 5 | 0 | 0 | 0 | 0 | 0 | 0 | 0 | 0 | 0 | 0 | 0 |
| 2300 | 4 | 1 | 2 | 1 | 0 | 0 | 0 | 0 | 0 | 0 | 0 | 0 | 0 | 0 |
| 07-19 | 723 | 9 | 626 | 85 | 1 | 2 | 0 | 0 | 0 | 0 | 0 | 0 | 0 | 0 |
| 06-22 | 858 | 13 | 742 | 98 | 2 | 3 | 0 | 0 | 0 | 0 | 0 | 0 | 0 | 0 |
| 06-00 | 867 | 14 | 749 | 99 | 2 | 3 | 0 | 0 | 0 | 0 | 0 | 0 | 0 | 0 |
| 00-00 | 907 | 14 | 784 | 104 | 2 | 3 | 0 | 0 | 0 | 0 | 0 | 0 | 0 | 0 |

Peak step 7:00 (93) AM Peak step 7:00 (93) PM Peak step 14:00 (63)

*** Tuesday, February 13, 2024**

| Time | Total | Cls | Cls | Cls | Cls | Cls | Cls | Cls | Cls | Cls | Cls | Cls | Cls | Cls |
|--------------|------------|-----------|------------|------------|----------|----------|----------|----------|----------|----------|----------|----------|----------|----------|
| <-- | | 1 | 2 | 3 | 4 | 5 | 6 | 7 | 8 | 9 | 10 | 11 | 12 | 13 |
| 0000 | 2 | 0 | 2 | 0 | 0 | 0 | 0 | 0 | 0 | 0 | 0 | 0 | 0 | 0 |
| 0100 | 3 | 0 | 3 | 0 | 0 | 0 | 0 | 0 | 0 | 0 | 0 | 0 | 0 | 0 |
| 0200 | 4 | 0 | 3 | 1 | 0 | 0 | 0 | 0 | 0 | 0 | 0 | 0 | 0 | 0 |
| 0300 | 6 | 0 | 5 | 1 | 0 | 0 | 0 | 0 | 0 | 0 | 0 | 0 | 0 | 0 |
| 0400 | 7 | 0 | 6 | 1 | 0 | 0 | 0 | 0 | 0 | 0 | 0 | 0 | 0 | 0 |
| 0500 | 18 | 0 | 17 | 1 | 0 | 0 | 0 | 0 | 0 | 0 | 0 | 0 | 0 | 0 |
| 0600 | 36 | 1 | 31 | 4 | 0 | 0 | 0 | 0 | 0 | 0 | 0 | 0 | 0 | 0 |
| 0700 | 106 | 1 | 92 | 13 | 0 | 0 | 0 | 0 | 0 | 0 | 0 | 0 | 0 | 0 |
| 0800 | 105 | 1 | 86 | 17 | 0 | 1 | 0 | 0 | 0 | 0 | 0 | 0 | 0 | 0 |
| 0900 | 75 | 3 | 59 | 12 | 0 | 1 | 0 | 0 | 0 | 0 | 0 | 0 | 0 | 0 |
| 1000 | 55 | 1 | 46 | 8 | 0 | 0 | 0 | 0 | 0 | 0 | 0 | 0 | 0 | 0 |
| 1100 | 46 | 0 | 41 | 5 | 0 | 0 | 0 | 0 | 0 | 0 | 0 | 0 | 0 | 0 |
| 1200 | 46 | 0 | 39 | 7 | 0 | 0 | 0 | 0 | 0 | 0 | 0 | 0 | 0 | 0 |
| 1300 | 56 | 2 | 47 | 6 | 0 | 1 | 0 | 0 | 0 | 0 | 0 | 0 | 0 | 0 |
| 1400 | 59 | 0 | 54 | 5 | 0 | 0 | 0 | 0 | 0 | 0 | 0 | 0 | 0 | 0 |
| 1500 | 74 | 5 | 59 | 9 | 0 | 1 | 0 | 0 | 0 | 0 | 0 | 0 | 0 | 0 |
| 1600 | 58 | 1 | 49 | 8 | 0 | 0 | 0 | 0 | 0 | 0 | 0 | 0 | 0 | 0 |
| 1700 | 57 | 1 | 50 | 6 | 0 | 0 | 0 | 0 | 0 | 0 | 0 | 0 | 0 | 0 |
| 1800 | 47 | 1 | 41 | 5 | 0 | 0 | 0 | 0 | 0 | 0 | 0 | 0 | 0 | 0 |
| 1900 | 43 | 1 | 38 | 4 | 0 | 0 | 0 | 0 | 0 | 0 | 0 | 0 | 0 | 0 |
| 2000 | 42 | 1 | 39 | 2 | 0 | 0 | 0 | 0 | 0 | 0 | 0 | 0 | 0 | 0 |
| 2100 | 16 | 0 | 16 | 0 | 0 | 0 | 0 | 0 | 0 | 0 | 0 | 0 | 0 | 0 |
| 2200 | 15 | 0 | 14 | 1 | 0 | 0 | 0 | 0 | 0 | 0 | 0 | 0 | 0 | 0 |
| 2300 | 4 | 0 | 4 | 0 | 0 | 0 | 0 | 0 | 0 | 0 | 0 | 0 | 0 | 0 |
| 07-19 | 784 | 16 | 663 | 101 | 0 | 4 | 0 | 0 | 0 | 0 | 0 | 0 | 0 | 0 |
| 06-22 | 921 | 19 | 787 | 111 | 0 | 4 | 0 | 0 | 0 | 0 | 0 | 0 | 0 | 0 |
| 06-00 | 940 | 19 | 805 | 112 | 0 | 4 | 0 | 0 | 0 | 0 | 0 | 0 | 0 | 0 |
| 00-00 | 980 | 19 | 841 | 116 | 0 | 4 | 0 | 0 | 0 | 0 | 0 | 0 | 0 | 0 |

Peak step 7:00 (106) AM Peak step 7:00 (106) PM Peak step 15:00 (74)

*** Wednesday, February 14, 2024**

| Time | Total | Cls | Cls | Cls | Cls | Cls | Cls | Cls | Cls | Cls | Cls | Cls | Cls | Cls |
|--------------|-------------|-----------|------------|------------|----------|----------|----------|----------|----------|----------|----------|----------|----------|----------|
| <-- | | 1 | 2 | 3 | 4 | 5 | 6 | 7 | 8 | 9 | 10 | 11 | 12 | 13 |
| 0000 | 2 | 0 | 2 | 0 | 0 | 0 | 0 | 0 | 0 | 0 | 0 | 0 | 0 | 0 |
| 0100 | 5 | 0 | 3 | 2 | 0 | 0 | 0 | 0 | 0 | 0 | 0 | 0 | 0 | 0 |
| 0200 | 1 | 0 | 1 | 0 | 0 | 0 | 0 | 0 | 0 | 0 | 0 | 0 | 0 | 0 |
| 0300 | 8 | 0 | 7 | 1 | 0 | 0 | 0 | 0 | 0 | 0 | 0 | 0 | 0 | 0 |
| 0400 | 9 | 0 | 7 | 2 | 0 | 0 | 0 | 0 | 0 | 0 | 0 | 0 | 0 | 0 |
| 0500 | 22 | 1 | 19 | 2 | 0 | 0 | 0 | 0 | 0 | 0 | 0 | 0 | 0 | 0 |
| 0600 | 47 | 1 | 39 | 7 | 0 | 0 | 0 | 0 | 0 | 0 | 0 | 0 | 0 | 0 |
| 0700 | 113 | 0 | 96 | 17 | 0 | 0 | 0 | 0 | 0 | 0 | 0 | 0 | 0 | 0 |
| 0800 | 106 | 1 | 93 | 11 | 0 | 1 | 0 | 0 | 0 | 0 | 0 | 0 | 0 | 0 |
| 0900 | 69 | 2 | 59 | 8 | 0 | 0 | 0 | 0 | 0 | 0 | 0 | 0 | 0 | 0 |
| 1000 | 53 | 1 | 48 | 4 | 0 | 0 | 0 | 0 | 0 | 0 | 0 | 0 | 0 | 0 |
| 1100 | 42 | 0 | 37 | 5 | 0 | 0 | 0 | 0 | 0 | 0 | 0 | 0 | 0 | 0 |
| 1200 | 59 | 0 | 46 | 12 | 0 | 1 | 0 | 0 | 0 | 0 | 0 | 0 | 0 | 0 |
| 1300 | 50 | 1 | 44 | 5 | 0 | 0 | 0 | 0 | 0 | 0 | 0 | 0 | 0 | 0 |
| 1400 | 49 | 0 | 43 | 6 | 0 | 0 | 0 | 0 | 0 | 0 | 0 | 0 | 0 | 0 |
| 1500 | 59 | 0 | 49 | 10 | 0 | 0 | 0 | 0 | 0 | 0 | 0 | 0 | 0 | 0 |
| 1600 | 56 | 0 | 49 | 7 | 0 | 0 | 0 | 0 | 0 | 0 | 0 | 0 | 0 | 0 |
| 1700 | 74 | 1 | 66 | 6 | 0 | 1 | 0 | 0 | 0 | 0 | 0 | 0 | 0 | 0 |
| 1800 | 62 | 2 | 53 | 7 | 0 | 0 | 0 | 0 | 0 | 0 | 0 | 0 | 0 | 0 |
| 1900 | 52 | 0 | 48 | 4 | 0 | 0 | 0 | 0 | 0 | 0 | 0 | 0 | 0 | 0 |
| 2000 | 40 | 0 | 37 | 2 | 0 | 1 | 0 | 0 | 0 | 0 | 0 | 0 | 0 | 0 |
| 2100 | 26 | 0 | 25 | 0 | 0 | 0 | 1 | 0 | 0 | 0 | 0 | 0 | 0 | 0 |
| 2200 | 18 | 0 | 17 | 1 | 0 | 0 | 0 | 0 | 0 | 0 | 0 | 0 | 0 | 0 |
| 2300 | 7 | 0 | 5 | 2 | 0 | 0 | 0 | 0 | 0 | 0 | 0 | 0 | 0 | 0 |
| 07-19 | 792 | 8 | 683 | 98 | 0 | 3 | 0 | 0 | 0 | 0 | 0 | 0 | 0 | 0 |
| 06-22 | 957 | 9 | 832 | 111 | 0 | 4 | 1 | 0 | 0 | 0 | 0 | 0 | 0 | 0 |
| 06-00 | 982 | 9 | 854 | 114 | 0 | 4 | 1 | 0 | 0 | 0 | 0 | 0 | 0 | 0 |
| 00-00 | 1029 | 10 | 893 | 121 | 0 | 4 | 1 | 0 | 0 | 0 | 0 | 0 | 0 | 0 |

Peak step 7:00 (113) AM Peak step 7:00 (113) PM Peak step 17:00 (74)

*** Thursday, February 15, 2024**

| Time | Total | Cls | Cls | Cls | Cls | Cls | Cls | Cls | Cls | Cls | Cls | Cls | Cls | Cls |
|--------------|------------|-----------|------------|------------|----------|----------|----------|----------|----------|----------|----------|----------|----------|----------|
| <-- | | 1 | 2 | 3 | 4 | 5 | 6 | 7 | 8 | 9 | 10 | 11 | 12 | 13 |
| 0000 | 5 | 0 | 3 | 2 | 0 | 0 | 0 | 0 | 0 | 0 | 0 | 0 | 0 | 0 |
| 0100 | 0 | 0 | 0 | 0 | 0 | 0 | 0 | 0 | 0 | 0 | 0 | 0 | 0 | 0 |
| 0200 | 2 | 0 | 2 | 0 | 0 | 0 | 0 | 0 | 0 | 0 | 0 | 0 | 0 | 0 |
| 0300 | 5 | 0 | 5 | 0 | 0 | 0 | 0 | 0 | 0 | 0 | 0 | 0 | 0 | 0 |
| 0400 | 9 | 0 | 8 | 1 | 0 | 0 | 0 | 0 | 0 | 0 | 0 | 0 | 0 | 0 |
| 0500 | 23 | 1 | 21 | 1 | 0 | 0 | 0 | 0 | 0 | 0 | 0 | 0 | 0 | 0 |
| 0600 | 38 | 1 | 31 | 6 | 0 | 0 | 0 | 0 | 0 | 0 | 0 | 0 | 0 | 0 |
| 0700 | 108 | 1 | 95 | 11 | 0 | 0 | 1 | 0 | 0 | 0 | 0 | 0 | 0 | 0 |
| 0800 | 94 | 0 | 85 | 9 | 0 | 0 | 0 | 0 | 0 | 0 | 0 | 0 | 0 | 0 |
| 0900 | 70 | 1 | 60 | 8 | 0 | 1 | 0 | 0 | 0 | 0 | 0 | 0 | 0 | 0 |
| 1000 | 55 | 0 | 47 | 8 | 0 | 0 | 0 | 0 | 0 | 0 | 0 | 0 | 0 | 0 |
| 1100 | 59 | 1 | 48 | 9 | 0 | 1 | 0 | 0 | 0 | 0 | 0 | 0 | 0 | 0 |
| 1200 | 41 | 0 | 32 | 8 | 0 | 1 | 0 | 0 | 0 | 0 | 0 | 0 | 0 | 0 |
| 1300 | 41 | 2 | 34 | 5 | 0 | 0 | 0 | 0 | 0 | 0 | 0 | 0 | 0 | 0 |
| 1400 | 60 | 1 | 47 | 12 | 0 | 0 | 0 | 0 | 0 | 0 | 0 | 0 | 0 | 0 |
| 1500 | 56 | 3 | 44 | 9 | 0 | 0 | 0 | 0 | 0 | 0 | 0 | 0 | 0 | 0 |
| 1600 | 58 | 1 | 49 | 8 | 0 | 0 | 0 | 0 | 0 | 0 | 0 | 0 | 0 | 0 |
| 1700 | 53 | 2 | 48 | 3 | 0 | 0 | 0 | 0 | 0 | 0 | 0 | 0 | 0 | 0 |
| 1800 | 56 | 0 | 51 | 5 | 0 | 0 | 0 | 0 | 0 | 0 | 0 | 0 | 0 | 0 |
| 1900 | 41 | 1 | 35 | 5 | 0 | 0 | 0 | 0 | 0 | 0 | 0 | 0 | 0 | 0 |
| 2000 | 26 | 1 | 22 | 3 | 0 | 0 | 0 | 0 | 0 | 0 | 0 | 0 | 0 | 0 |
| 2100 | 29 | 1 | 26 | 2 | 0 | 0 | 0 | 0 | 0 | 0 | 0 | 0 | 0 | 0 |
| 2200 | 17 | 0 | 16 | 1 | 0 | 0 | 0 | 0 | 0 | 0 | 0 | 0 | 0 | 0 |
| 2300 | 8 | 0 | 7 | 1 | 0 | 0 | 0 | 0 | 0 | 0 | 0 | 0 | 0 | 0 |
| 07-19 | 751 | 12 | 640 | 95 | 0 | 3 | 1 | 0 | 0 | 0 | 0 | 0 | 0 | 0 |
| 06-22 | 885 | 16 | 754 | 111 | 0 | 3 | 1 | 0 | 0 | 0 | 0 | 0 | 0 | 0 |
| 06-00 | 910 | 16 | 777 | 113 | 0 | 3 | 1 | 0 | 0 | 0 | 0 | 0 | 0 | 0 |
| 00-00 | 954 | 17 | 816 | 117 | 0 | 3 | 1 | 0 | 0 | 0 | 0 | 0 | 0 | 0 |

Peak step 7:00 (108) AM Peak step 7:00 (108) PM Peak step 14:00 (60)

*** Friday, February 16, 2024**

| Time | Total | Cls | Cls | Cls | Cls | Cls | Cls | Cls | Cls | Cls | Cls | Cls | Cls | Cls |
|--------------|------------|-----------|------------|------------|----------|----------|----------|----------|----------|----------|----------|----------|----------|----------|
| <-- | | 1 | 2 | 3 | 4 | 5 | 6 | 7 | 8 | 9 | 10 | 11 | 12 | 13 |
| 0000 | 5 | 0 | 4 | 1 | 0 | 0 | 0 | 0 | 0 | 0 | 0 | 0 | 0 | 0 |
| 0100 | 0 | 0 | 0 | 0 | 0 | 0 | 0 | 0 | 0 | 0 | 0 | 0 | 0 | 0 |
| 0200 | 2 | 0 | 2 | 0 | 0 | 0 | 0 | 0 | 0 | 0 | 0 | 0 | 0 | 0 |
| 0300 | 6 | 0 | 6 | 0 | 0 | 0 | 0 | 0 | 0 | 0 | 0 | 0 | 0 | 0 |
| 0400 | 13 | 0 | 12 | 1 | 0 | 0 | 0 | 0 | 0 | 0 | 0 | 0 | 0 | 0 |
| 0500 | 21 | 0 | 20 | 1 | 0 | 0 | 0 | 0 | 0 | 0 | 0 | 0 | 0 | 0 |
| 0600 | 33 | 1 | 27 | 5 | 0 | 0 | 0 | 0 | 0 | 0 | 0 | 0 | 0 | 0 |
| 0700 | 102 | 0 | 86 | 16 | 0 | 0 | 0 | 0 | 0 | 0 | 0 | 0 | 0 | 0 |
| 0800 | 80 | 2 | 67 | 11 | 0 | 0 | 0 | 0 | 0 | 0 | 0 | 0 | 0 | 0 |
| 0900 | 59 | 0 | 45 | 13 | 0 | 0 | 0 | 0 | 1 | 0 | 0 | 0 | 0 | 0 |
| 1000 | 62 | 0 | 46 | 15 | 0 | 1 | 0 | 0 | 0 | 0 | 0 | 0 | 0 | 0 |
| 1100 | 72 | 1 | 59 | 12 | 0 | 0 | 0 | 0 | 0 | 0 | 0 | 0 | 0 | 0 |
| 1200 | 54 | 0 | 45 | 9 | 0 | 0 | 0 | 0 | 0 | 0 | 0 | 0 | 0 | 0 |
| 1300 | 52 | 1 | 42 | 8 | 0 | 1 | 0 | 0 | 0 | 0 | 0 | 0 | 0 | 0 |
| 1400 | 65 | 0 | 58 | 7 | 0 | 0 | 0 | 0 | 0 | 0 | 0 | 0 | 0 | 0 |
| 1500 | 52 | 1 | 42 | 8 | 0 | 1 | 0 | 0 | 0 | 0 | 0 | 0 | 0 | 0 |
| 1600 | 54 | 2 | 46 | 6 | 0 | 0 | 0 | 0 | 0 | 0 | 0 | 0 | 0 | 0 |
| 1700 | 53 | 2 | 46 | 5 | 0 | 0 | 0 | 0 | 0 | 0 | 0 | 0 | 0 | 0 |
| 1800 | 71 | 1 | 64 | 6 | 0 | 0 | 0 | 0 | 0 | 0 | 0 | 0 | 0 | 0 |
| 1900 | 39 | 0 | 37 | 1 | 1 | 0 | 0 | 0 | 0 | 0 | 0 | 0 | 0 | 0 |
| 2000 | 22 | 0 | 18 | 4 | 0 | 0 | 0 | 0 | 0 | 0 | 0 | 0 | 0 | 0 |
| 2100 | 19 | 0 | 17 | 2 | 0 | 0 | 0 | 0 | 0 | 0 | 0 | 0 | 0 | 0 |
| 2200 | 20 | 1 | 18 | 1 | 0 | 0 | 0 | 0 | 0 | 0 | 0 | 0 | 0 | 0 |
| 2300 | 10 | 0 | 10 | 0 | 0 | 0 | 0 | 0 | 0 | 0 | 0 | 0 | 0 | 0 |
| 07-19 | 776 | 10 | 646 | 116 | 0 | 3 | 0 | 0 | 1 | 0 | 0 | 0 | 0 | 0 |
| 06-22 | 889 | 11 | 745 | 128 | 1 | 3 | 0 | 0 | 1 | 0 | 0 | 0 | 0 | 0 |
| 06-00 | 919 | 12 | 773 | 129 | 1 | 3 | 0 | 0 | 1 | 0 | 0 | 0 | 0 | 0 |
| 00-00 | 966 | 12 | 817 | 132 | 1 | 3 | 0 | 0 | 1 | 0 | 0 | 0 | 0 | 0 |

Peak step 7:00 (102) AM Peak step 7:00 (102) PM Peak step 18:00 (71)

*** Saturday, February 17, 2024**

| Time | Total | Cls | Cls | Cls | Cls | Cls | Cls | Cls | Cls | Cls | Cls | Cls | Cls | Cls |
|--------------|------------|----------|------------|-----------|----------|----------|----------|----------|----------|----------|----------|----------|----------|----------|
| <-- | | 1 | 2 | 3 | 4 | 5 | 6 | 7 | 8 | 9 | 10 | 11 | 12 | 13 |
| 0000 | 10 | 0 | 10 | 0 | 0 | 0 | 0 | 0 | 0 | 0 | 0 | 0 | 0 | 0 |
| 0100 | 2 | 0 | 2 | 0 | 0 | 0 | 0 | 0 | 0 | 0 | 0 | 0 | 0 | 0 |
| 0200 | 6 | 0 | 6 | 0 | 0 | 0 | 0 | 0 | 0 | 0 | 0 | 0 | 0 | 0 |
| 0300 | 7 | 0 | 5 | 2 | 0 | 0 | 0 | 0 | 0 | 0 | 0 | 0 | 0 | 0 |
| 0400 | 8 | 0 | 8 | 0 | 0 | 0 | 0 | 0 | 0 | 0 | 0 | 0 | 0 | 0 |
| 0500 | 10 | 0 | 9 | 1 | 0 | 0 | 0 | 0 | 0 | 0 | 0 | 0 | 0 | 0 |
| 0600 | 16 | 0 | 16 | 0 | 0 | 0 | 0 | 0 | 0 | 0 | 0 | 0 | 0 | 0 |
| 0700 | 38 | 0 | 31 | 7 | 0 | 0 | 0 | 0 | 0 | 0 | 0 | 0 | 0 | 0 |
| 0800 | 50 | 0 | 44 | 6 | 0 | 0 | 0 | 0 | 0 | 0 | 0 | 0 | 0 | 0 |
| 0900 | 49 | 0 | 43 | 5 | 0 | 0 | 0 | 0 | 1 | 0 | 0 | 0 | 0 | 0 |
| 1000 | 51 | 0 | 46 | 5 | 0 | 0 | 0 | 0 | 0 | 0 | 0 | 0 | 0 | 0 |
| 1100 | 51 | 0 | 44 | 7 | 0 | 0 | 0 | 0 | 0 | 0 | 0 | 0 | 0 | 0 |
| 1200 | 66 | 0 | 54 | 12 | 0 | 0 | 0 | 0 | 0 | 0 | 0 | 0 | 0 | 0 |
| 1300 | 48 | 0 | 45 | 3 | 0 | 0 | 0 | 0 | 0 | 0 | 0 | 0 | 0 | 0 |
| 1400 | 56 | 0 | 52 | 4 | 0 | 0 | 0 | 0 | 0 | 0 | 0 | 0 | 0 | 0 |
| 1500 | 50 | 0 | 46 | 4 | 0 | 0 | 0 | 0 | 0 | 0 | 0 | 0 | 0 | 0 |
| 1600 | 56 | 0 | 50 | 6 | 0 | 0 | 0 | 0 | 0 | 0 | 0 | 0 | 0 | 0 |
| 1700 | 45 | 0 | 42 | 3 | 0 | 0 | 0 | 0 | 0 | 0 | 0 | 0 | 0 | 0 |
| 1800 | 45 | 0 | 38 | 7 | 0 | 0 | 0 | 0 | 0 | 0 | 0 | 0 | 0 | 0 |
| 1900 | 34 | 0 | 32 | 2 | 0 | 0 | 0 | 0 | 0 | 0 | 0 | 0 | 0 | 0 |
| 2000 | 31 | 0 | 27 | 4 | 0 | 0 | 0 | 0 | 0 | 0 | 0 | 0 | 0 | 0 |
| 2100 | 18 | 0 | 17 | 1 | 0 | 0 | 0 | 0 | 0 | 0 | 0 | 0 | 0 | 0 |
| 2200 | 21 | 0 | 16 | 5 | 0 | 0 | 0 | 0 | 0 | 0 | 0 | 0 | 0 | 0 |
| 2300 | 13 | 0 | 10 | 3 | 0 | 0 | 0 | 0 | 0 | 0 | 0 | 0 | 0 | 0 |
| 07-19 | 605 | 0 | 535 | 69 | 0 | 0 | 0 | 0 | 1 | 0 | 0 | 0 | 0 | 0 |
| 06-22 | 704 | 0 | 627 | 76 | 0 | 0 | 0 | 0 | 1 | 0 | 0 | 0 | 0 | 0 |
| 06-00 | 738 | 0 | 653 | 84 | 0 | 0 | 0 | 0 | 1 | 0 | 0 | 0 | 0 | 0 |
| 00-00 | 781 | 0 | 693 | 87 | 0 | 0 | 0 | 0 | 1 | 0 | 0 | 0 | 0 | 0 |

Peak step 12:00 (66) AM Peak step 10:00 (51) PM Peak step 12:00 (66)

Traffic Data Service -- San Jose, CA Class Report

CustomList-841 -- English (ENU)

Datasets:

Site: [2] BAYSHORE PKWY BT SAN ANTONIO RD AND GARCIA AVE
Data type: Axle sensors - Paired (Class/Speed/Count)

Profile:

Included classes: 1, 2, 3, 4, 5, 6, 7, 8, 9, 10, 11, 12, 13
Speed range: 0 - 100 mph.
Direction: East (bound), P = East, Lane = 0-16
Name: Default Profile
Scheme: Vehicle classification (Scheme F)
Units: Non metric (ft, mi, ft/s, mph, lb, ton)

Column Legend:

0 [Time] 24-hour time (0000 - 2359)
1 [Total] Number in time step
2 [Cls] Class totals

*** Sunday, January 21, 2024**

| Time | Total | Cls 1 | Cls 2 | Cls 3 | Cls 4 | Cls 5 | Cls 6 | Cls 7 | Cls 8 | Cls 9 | Cls 10 | Cls 11 | Cls 12 | Cls 13 |
|--------------|------------|----------|------------|-----------|----------|----------|----------|----------|----------|----------|----------|----------|----------|----------|
| <-- | | 1 | 2 | 3 | 4 | 5 | 6 | 7 | 8 | 9 | 10 | 11 | 12 | 13 |
| 0000 | 4 | 0 | 4 | 0 | 0 | 0 | 0 | 0 | 0 | 0 | 0 | 0 | 0 | 0 |
| 0100 | 1 | 0 | 1 | 0 | 0 | 0 | 0 | 0 | 0 | 0 | 0 | 0 | 0 | 0 |
| 0200 | 1 | 0 | 1 | 0 | 0 | 0 | 0 | 0 | 0 | 0 | 0 | 0 | 0 | 0 |
| 0300 | 4 | 0 | 4 | 0 | 0 | 0 | 0 | 0 | 0 | 0 | 0 | 0 | 0 | 0 |
| 0400 | 42 | 0 | 41 | 1 | 0 | 0 | 0 | 0 | 0 | 0 | 0 | 0 | 0 | 0 |
| 0500 | 10 | 0 | 9 | 1 | 0 | 0 | 0 | 0 | 0 | 0 | 0 | 0 | 0 | 0 |
| 0600 | 5 | 0 | 5 | 0 | 0 | 0 | 0 | 0 | 0 | 0 | 0 | 0 | 0 | 0 |
| 0700 | 6 | 0 | 6 | 0 | 0 | 0 | 0 | 0 | 0 | 0 | 0 | 0 | 0 | 0 |
| 0800 | 43 | 0 | 40 | 3 | 0 | 0 | 0 | 0 | 0 | 0 | 0 | 0 | 0 | 0 |
| 0900 | 154 | 0 | 137 | 14 | 0 | 0 | 3 | 0 | 0 | 0 | 0 | 0 | 0 | 0 |
| 1000 | 99 | 0 | 89 | 9 | 0 | 0 | 1 | 0 | 0 | 0 | 0 | 0 | 0 | 0 |
| 1100 | 59 | 0 | 53 | 4 | 0 | 0 | 2 | 0 | 0 | 0 | 0 | 0 | 0 | 0 |
| 1200 | 59 | 0 | 57 | 2 | 0 | 0 | 0 | 0 | 0 | 0 | 0 | 0 | 0 | 0 |
| 1300 | 49 | 0 | 45 | 4 | 0 | 0 | 0 | 0 | 0 | 0 | 0 | 0 | 0 | 0 |
| 1400 | 41 | 0 | 37 | 3 | 0 | 0 | 1 | 0 | 0 | 0 | 0 | 0 | 0 | 0 |
| 1500 | 39 | 0 | 39 | 0 | 0 | 0 | 0 | 0 | 0 | 0 | 0 | 0 | 0 | 0 |
| 1600 | 34 | 0 | 31 | 3 | 0 | 0 | 0 | 0 | 0 | 0 | 0 | 0 | 0 | 0 |
| 1700 | 33 | 0 | 30 | 3 | 0 | 0 | 0 | 0 | 0 | 0 | 0 | 0 | 0 | 0 |
| 1800 | 11 | 0 | 9 | 2 | 0 | 0 | 0 | 0 | 0 | 0 | 0 | 0 | 0 | 0 |
| 1900 | 12 | 1 | 10 | 1 | 0 | 0 | 0 | 0 | 0 | 0 | 0 | 0 | 0 | 0 |
| 2000 | 9 | 0 | 8 | 1 | 0 | 0 | 0 | 0 | 0 | 0 | 0 | 0 | 0 | 0 |
| 2100 | 7 | 0 | 6 | 1 | 0 | 0 | 0 | 0 | 0 | 0 | 0 | 0 | 0 | 0 |
| 2200 | 5 | 0 | 4 | 1 | 0 | 0 | 0 | 0 | 0 | 0 | 0 | 0 | 0 | 0 |
| 2300 | 2 | 0 | 2 | 0 | 0 | 0 | 0 | 0 | 0 | 0 | 0 | 0 | 0 | 0 |
| 07-19 | 627 | 0 | 573 | 47 | 0 | 0 | 7 | 0 | 0 | 0 | 0 | 0 | 0 | 0 |
| 06-22 | 660 | 1 | 602 | 50 | 0 | 0 | 7 | 0 | 0 | 0 | 0 | 0 | 0 | 0 |
| 06-00 | 667 | 1 | 608 | 51 | 0 | 0 | 7 | 0 | 0 | 0 | 0 | 0 | 0 | 0 |
| 00-00 | 729 | 1 | 668 | 53 | 0 | 0 | 7 | 0 | 0 | 0 | 0 | 0 | 0 | 0 |

Peak step 9:00 (154) AM Peak step 9:00 (154) PM Peak step 12:00 (59)

*** Monday, January 22, 2024**

| Time | Total | Cls | Cls | Cls | Cls | Cls | Cls | Cls | Cls | Cls | Cls | Cls | Cls | Cls |
|--------------|-------------|----------|-------------|------------|-----------|-----------|----------|----------|----------|----------|----------|----------|----------|----------|
| <-- | | 1 | 2 | 3 | 4 | 5 | 6 | 7 | 8 | 9 | 10 | 11 | 12 | 13 |
| 0000 | 4 | 0 | 4 | 0 | 0 | 0 | 0 | 0 | 0 | 0 | 0 | 0 | 0 | 0 |
| 0100 | 4 | 0 | 2 | 2 | 0 | 0 | 0 | 0 | 0 | 0 | 0 | 0 | 0 | 0 |
| 0200 | 5 | 0 | 3 | 1 | 0 | 0 | 0 | 1 | 0 | 0 | 0 | 0 | 0 | 0 |
| 0300 | 8 | 0 | 6 | 1 | 0 | 1 | 0 | 0 | 0 | 0 | 0 | 0 | 0 | 0 |
| 0400 | 46 | 0 | 41 | 4 | 1 | 0 | 0 | 0 | 0 | 0 | 0 | 0 | 0 | 0 |
| 0500 | 55 | 0 | 46 | 9 | 0 | 0 | 0 | 0 | 0 | 0 | 0 | 0 | 0 | 0 |
| 0600 | 69 | 0 | 57 | 8 | 0 | 2 | 1 | 0 | 0 | 1 | 0 | 0 | 0 | 0 |
| 0700 | 104 | 0 | 74 | 13 | 10 | 7 | 0 | 0 | 0 | 0 | 0 | 0 | 0 | 0 |
| 0800 | 224 | 0 | 193 | 14 | 9 | 7 | 0 | 0 | 0 | 1 | 0 | 0 | 0 | 0 |
| 0900 | 227 | 1 | 174 | 30 | 10 | 12 | 0 | 0 | 0 | 0 | 0 | 0 | 0 | 0 |
| 1000 | 114 | 2 | 86 | 13 | 6 | 7 | 0 | 0 | 0 | 0 | 0 | 0 | 0 | 0 |
| 1100 | 102 | 0 | 81 | 19 | 2 | 0 | 0 | 0 | 0 | 0 | 0 | 0 | 0 | 0 |
| 1200 | 107 | 0 | 96 | 10 | 1 | 0 | 0 | 0 | 0 | 0 | 0 | 0 | 0 | 0 |
| 1300 | 97 | 0 | 73 | 15 | 1 | 7 | 1 | 0 | 0 | 0 | 0 | 0 | 0 | 0 |
| 1400 | 73 | 0 | 55 | 13 | 1 | 4 | 0 | 0 | 0 | 0 | 0 | 0 | 0 | 0 |
| 1500 | 120 | 0 | 86 | 25 | 3 | 6 | 0 | 0 | 0 | 0 | 0 | 0 | 0 | 0 |
| 1600 | 161 | 0 | 115 | 31 | 8 | 6 | 1 | 0 | 0 | 0 | 0 | 0 | 0 | 0 |
| 1700 | 182 | 3 | 141 | 25 | 4 | 9 | 0 | 0 | 0 | 0 | 0 | 0 | 0 | 0 |
| 1800 | 123 | 0 | 97 | 19 | 2 | 5 | 0 | 0 | 0 | 0 | 0 | 0 | 0 | 0 |
| 1900 | 49 | 0 | 39 | 5 | 1 | 4 | 0 | 0 | 0 | 0 | 0 | 0 | 0 | 0 |
| 2000 | 33 | 0 | 29 | 3 | 1 | 0 | 0 | 0 | 0 | 0 | 0 | 0 | 0 | 0 |
| 2100 | 15 | 0 | 13 | 2 | 0 | 0 | 0 | 0 | 0 | 0 | 0 | 0 | 0 | 0 |
| 2200 | 16 | 0 | 15 | 0 | 0 | 1 | 0 | 0 | 0 | 0 | 0 | 0 | 0 | 0 |
| 2300 | 5 | 0 | 4 | 1 | 0 | 0 | 0 | 0 | 0 | 0 | 0 | 0 | 0 | 0 |
| 07-19 | 1634 | 6 | 1271 | 227 | 57 | 70 | 2 | 0 | 0 | 1 | 0 | 0 | 0 | 0 |
| 06-22 | 1800 | 6 | 1409 | 245 | 59 | 76 | 3 | 0 | 0 | 2 | 0 | 0 | 0 | 0 |
| 06-00 | 1821 | 6 | 1428 | 246 | 59 | 77 | 3 | 0 | 0 | 2 | 0 | 0 | 0 | 0 |
| 00-00 | 1943 | 6 | 1530 | 263 | 60 | 78 | 3 | 1 | 0 | 2 | 0 | 0 | 0 | 0 |

Peak step 9:00 (227) AM Peak step 9:00 (227) PM Peak step 17:00 (182)

*** Tuesday, January 23, 2024**

| Time | Total | Cls | Cls | Cls | Cls | Cls | Cls | Cls | Cls | Cls | Cls | Cls | Cls | Cls |
|--------------|-------------|-----------|-------------|------------|-----------|-----------|----------|----------|----------|----------|----------|----------|----------|----------|
| <-- | | 1 | 2 | 3 | 4 | 5 | 6 | 7 | 8 | 9 | 10 | 11 | 12 | 13 |
| 0000 | 4 | 0 | 2 | 2 | 0 | 0 | 0 | 0 | 0 | 0 | 0 | 0 | 0 | 0 |
| 0100 | 5 | 0 | 5 | 0 | 0 | 0 | 0 | 0 | 0 | 0 | 0 | 0 | 0 | 0 |
| 0200 | 4 | 0 | 4 | 0 | 0 | 0 | 0 | 0 | 0 | 0 | 0 | 0 | 0 | 0 |
| 0300 | 18 | 0 | 15 | 1 | 0 | 1 | 1 | 0 | 0 | 0 | 0 | 0 | 0 | 0 |
| 0400 | 61 | 0 | 52 | 8 | 0 | 1 | 0 | 0 | 0 | 0 | 0 | 0 | 0 | 0 |
| 0500 | 55 | 0 | 44 | 10 | 1 | 0 | 0 | 0 | 0 | 0 | 0 | 0 | 0 | 0 |
| 0600 | 91 | 0 | 74 | 13 | 1 | 3 | 0 | 0 | 0 | 0 | 0 | 0 | 0 | 0 |
| 0700 | 157 | 1 | 121 | 17 | 9 | 9 | 0 | 0 | 0 | 0 | 0 | 0 | 0 | 0 |
| 0800 | 388 | 1 | 344 | 27 | 7 | 9 | 0 | 0 | 0 | 0 | 0 | 0 | 0 | 0 |
| 0900 | 538 | 1 | 473 | 31 | 14 | 19 | 0 | 0 | 0 | 0 | 0 | 0 | 0 | 0 |
| 1000 | 226 | 2 | 183 | 25 | 9 | 7 | 0 | 0 | 0 | 0 | 0 | 0 | 0 | 0 |
| 1100 | 134 | 1 | 110 | 19 | 3 | 1 | 0 | 0 | 0 | 0 | 0 | 0 | 0 | 0 |
| 1200 | 115 | 0 | 101 | 10 | 1 | 3 | 0 | 0 | 0 | 0 | 0 | 0 | 0 | 0 |
| 1300 | 116 | 0 | 91 | 17 | 0 | 8 | 0 | 0 | 0 | 0 | 0 | 0 | 0 | 0 |
| 1400 | 90 | 1 | 71 | 14 | 0 | 4 | 0 | 0 | 0 | 0 | 0 | 0 | 0 | 0 |
| 1500 | 125 | 0 | 88 | 29 | 2 | 6 | 0 | 0 | 0 | 0 | 0 | 0 | 0 | 0 |
| 1600 | 159 | 1 | 112 | 31 | 8 | 7 | 0 | 0 | 0 | 0 | 0 | 0 | 0 | 0 |
| 1700 | 200 | 0 | 162 | 26 | 4 | 8 | 0 | 0 | 0 | 0 | 0 | 0 | 0 | 0 |
| 1800 | 175 | 1 | 152 | 15 | 3 | 4 | 0 | 0 | 0 | 0 | 0 | 0 | 0 | 0 |
| 1900 | 66 | 1 | 50 | 9 | 1 | 5 | 0 | 0 | 0 | 0 | 0 | 0 | 0 | 0 |
| 2000 | 36 | 0 | 25 | 7 | 3 | 1 | 0 | 0 | 0 | 0 | 0 | 0 | 0 | 0 |
| 2100 | 21 | 1 | 16 | 2 | 1 | 1 | 0 | 0 | 0 | 0 | 0 | 0 | 0 | 0 |
| 2200 | 10 | 1 | 6 | 1 | 0 | 2 | 0 | 0 | 0 | 0 | 0 | 0 | 0 | 0 |
| 2300 | 4 | 0 | 2 | 2 | 0 | 0 | 0 | 0 | 0 | 0 | 0 | 0 | 0 | 0 |
| 07-19 | 2423 | 9 | 2008 | 261 | 60 | 85 | 0 | 0 | 0 | 0 | 0 | 0 | 0 | 0 |
| 06-22 | 2637 | 11 | 2173 | 292 | 66 | 95 | 0 | 0 | 0 | 0 | 0 | 0 | 0 | 0 |
| 06-00 | 2651 | 12 | 2181 | 295 | 66 | 97 | 0 | 0 | 0 | 0 | 0 | 0 | 0 | 0 |
| 00-00 | 2798 | 12 | 2303 | 316 | 67 | 99 | 1 | 0 | 0 | 0 | 0 | 0 | 0 | 0 |

Peak step 9:00 (538) AM Peak step 9:00 (538) PM Peak step 17:00 (200)

*** Wednesday, January 24, 2024**

| Time | Total | Cls | Cls | Cls | Cls | Cls | Cls | Cls | Cls | Cls | Cls | Cls | Cls | Cls |
|--------------|----------|----------|----------|----------|----------|----------|----------|----------|----------|----------|----------|----------|----------|----------|
| <-- | | 1 | 2 | 3 | 4 | 5 | 6 | 7 | 8 | 9 | 10 | 11 | 12 | 13 |
| 0000 | 0 | 0 | 0 | 0 | 0 | 0 | 0 | 0 | 0 | 0 | 0 | 0 | 0 | 0 |
| 0100 | 0 | 0 | 0 | 0 | 0 | 0 | 0 | 0 | 0 | 0 | 0 | 0 | 0 | 0 |
| 0200 | 0 | 0 | 0 | 0 | 0 | 0 | 0 | 0 | 0 | 0 | 0 | 0 | 0 | 0 |
| 0300 | 0 | 0 | 0 | 0 | 0 | 0 | 0 | 0 | 0 | 0 | 0 | 0 | 0 | 0 |
| 0400 | 0 | 0 | 0 | 0 | 0 | 0 | 0 | 0 | 0 | 0 | 0 | 0 | 0 | 0 |
| 0500 | 0 | 0 | 0 | 0 | 0 | 0 | 0 | 0 | 0 | 0 | 0 | 0 | 0 | 0 |
| 0600 | 0 | 0 | 0 | 0 | 0 | 0 | 0 | 0 | 0 | 0 | 0 | 0 | 0 | 0 |
| 0700 | 0 | 0 | 0 | 0 | 0 | 0 | 0 | 0 | 0 | 0 | 0 | 0 | 0 | 0 |
| 0800 | 0 | 0 | 0 | 0 | 0 | 0 | 0 | 0 | 0 | 0 | 0 | 0 | 0 | 0 |
| 0900 | 0 | 0 | 0 | 0 | 0 | 0 | 0 | 0 | 0 | 0 | 0 | 0 | 0 | 0 |
| 1000 | 0 | 0 | 0 | 0 | 0 | 0 | 0 | 0 | 0 | 0 | 0 | 0 | 0 | 0 |
| 1100 | 0 | 0 | 0 | 0 | 0 | 0 | 0 | 0 | 0 | 0 | 0 | 0 | 0 | 0 |
| 1200 | 0 | 0 | 0 | 0 | 0 | 0 | 0 | 0 | 0 | 0 | 0 | 0 | 0 | 0 |
| 1300 | 0 | 0 | 0 | 0 | 0 | 0 | 0 | 0 | 0 | 0 | 0 | 0 | 0 | 0 |
| 1400 | 0 | 0 | 0 | 0 | 0 | 0 | 0 | 0 | 0 | 0 | 0 | 0 | 0 | 0 |
| 1500 | 0 | 0 | 0 | 0 | 0 | 0 | 0 | 0 | 0 | 0 | 0 | 0 | 0 | 0 |
| 1600 | 0 | 0 | 0 | 0 | 0 | 0 | 0 | 0 | 0 | 0 | 0 | 0 | 0 | 0 |
| 1700 | 0 | 0 | 0 | 0 | 0 | 0 | 0 | 0 | 0 | 0 | 0 | 0 | 0 | 0 |
| 1800 | 0 | 0 | 0 | 0 | 0 | 0 | 0 | 0 | 0 | 0 | 0 | 0 | 0 | 0 |
| 1900 | 0 | 0 | 0 | 0 | 0 | 0 | 0 | 0 | 0 | 0 | 0 | 0 | 0 | 0 |
| 2000 | 0 | 0 | 0 | 0 | 0 | 0 | 0 | 0 | 0 | 0 | 0 | 0 | 0 | 0 |
| 2100 | 0 | 0 | 0 | 0 | 0 | 0 | 0 | 0 | 0 | 0 | 0 | 0 | 0 | 0 |
| 2200 | 0 | 0 | 0 | 0 | 0 | 0 | 0 | 0 | 0 | 0 | 0 | 0 | 0 | 0 |
| 2300 | 0 | 0 | 0 | 0 | 0 | 0 | 0 | 0 | 0 | 0 | 0 | 0 | 0 | 0 |
| 07-19 | 0 | 0 | 0 | 0 | 0 | 0 | 0 | 0 | 0 | 0 | 0 | 0 | 0 | 0 |
| 06-22 | 0 | 0 | 0 | 0 | 0 | 0 | 0 | 0 | 0 | 0 | 0 | 0 | 0 | 0 |
| 06-00 | 0 | 0 | 0 | 0 | 0 | 0 | 0 | 0 | 0 | 0 | 0 | 0 | 0 | 0 |
| 00-00 | 0 | 0 | 0 | 0 | 0 | 0 | 0 | 0 | 0 | 0 | 0 | 0 | 0 | 0 |

*** Thursday, January 25, 2024**

| Time | Total | Cls | Cls | Cls | Cls | Cls | Cls | Cls | Cls | Cls | Cls | Cls | Cls | Cls |
|--------------|-------------|-----------|-------------|------------|-----------|------------|----------|----------|----------|----------|----------|----------|----------|----------|
| <-- | | 1 | 2 | 3 | 4 | 5 | 6 | 7 | 8 | 9 | 10 | 11 | 12 | 13 |
| 0000 | 5 | 1 | 3 | 1 | 0 | 0 | 0 | 0 | 0 | 0 | 0 | 0 | 0 | 0 |
| 0100 | 4 | 0 | 3 | 1 | 0 | 0 | 0 | 0 | 0 | 0 | 0 | 0 | 0 | 0 |
| 0200 | 5 | 0 | 5 | 0 | 0 | 0 | 0 | 0 | 0 | 0 | 0 | 0 | 0 | 0 |
| 0300 | 18 | 0 | 11 | 3 | 1 | 2 | 1 | 0 | 0 | 0 | 0 | 0 | 0 | 0 |
| 0400 | 53 | 0 | 48 | 5 | 0 | 0 | 0 | 0 | 0 | 0 | 0 | 0 | 0 | 0 |
| 0500 | 54 | 0 | 38 | 14 | 0 | 2 | 0 | 0 | 0 | 0 | 0 | 0 | 0 | 0 |
| 0600 | 80 | 0 | 59 | 9 | 1 | 10 | 1 | 0 | 0 | 0 | 0 | 0 | 0 | 0 |
| 0700 | 164 | 0 | 121 | 16 | 12 | 14 | 0 | 0 | 0 | 1 | 0 | 0 | 0 | 0 |
| 0800 | 411 | 2 | 364 | 15 | 12 | 17 | 1 | 0 | 0 | 0 | 0 | 0 | 0 | 0 |
| 0900 | 501 | 1 | 434 | 26 | 22 | 16 | 2 | 0 | 0 | 0 | 0 | 0 | 0 | 0 |
| 1000 | 223 | 3 | 189 | 13 | 11 | 7 | 0 | 0 | 0 | 0 | 0 | 0 | 0 | 0 |
| 1100 | 144 | 0 | 125 | 16 | 3 | 0 | 0 | 0 | 0 | 0 | 0 | 0 | 0 | 0 |
| 1200 | 158 | 0 | 137 | 16 | 3 | 2 | 0 | 0 | 0 | 0 | 0 | 0 | 0 | 0 |
| 1300 | 120 | 0 | 98 | 9 | 3 | 10 | 0 | 0 | 0 | 0 | 0 | 0 | 0 | 0 |
| 1400 | 94 | 1 | 80 | 9 | 2 | 1 | 1 | 0 | 0 | 0 | 0 | 0 | 0 | 0 |
| 1500 | 161 | 0 | 116 | 35 | 3 | 7 | 0 | 0 | 0 | 0 | 0 | 0 | 0 | 0 |
| 1600 | 184 | 0 | 146 | 24 | 9 | 5 | 0 | 0 | 0 | 0 | 0 | 0 | 0 | 0 |
| 1700 | 206 | 1 | 162 | 28 | 6 | 9 | 0 | 0 | 0 | 0 | 0 | 0 | 0 | 0 |
| 1800 | 250 | 0 | 228 | 17 | 0 | 5 | 0 | 0 | 0 | 0 | 0 | 0 | 0 | 0 |
| 1900 | 78 | 1 | 56 | 13 | 2 | 6 | 0 | 0 | 0 | 0 | 0 | 0 | 0 | 0 |
| 2000 | 32 | 0 | 27 | 4 | 0 | 1 | 0 | 0 | 0 | 0 | 0 | 0 | 0 | 0 |
| 2100 | 21 | 0 | 16 | 3 | 2 | 0 | 0 | 0 | 0 | 0 | 0 | 0 | 0 | 0 |
| 2200 | 9 | 1 | 5 | 3 | 0 | 0 | 0 | 0 | 0 | 0 | 0 | 0 | 0 | 0 |
| 2300 | 3 | 0 | 3 | 0 | 0 | 0 | 0 | 0 | 0 | 0 | 0 | 0 | 0 | 0 |
| 07-19 | 2616 | 8 | 2200 | 224 | 86 | 93 | 4 | 0 | 0 | 1 | 0 | 0 | 0 | 0 |
| 06-22 | 2827 | 9 | 2358 | 253 | 91 | 110 | 5 | 0 | 0 | 1 | 0 | 0 | 0 | 0 |
| 06-00 | 2839 | 10 | 2366 | 256 | 91 | 110 | 5 | 0 | 0 | 1 | 0 | 0 | 0 | 0 |
| 00-00 | 2978 | 11 | 2474 | 280 | 92 | 114 | 6 | 0 | 0 | 1 | 0 | 0 | 0 | 0 |

Peak step 9:00 (501) AM Peak step 9:00 (501) PM Peak step 18:00 (250)

*** Friday, January 26, 2024**

| Time | Total | Cls | Cls | Cls | Cls | Cls | Cls | Cls | Cls | Cls | Cls | Cls | Cls | Cls |
|--------------|-------------|----------|-------------|------------|-----------|-----------|----------|----------|----------|----------|----------|----------|----------|----------|
| <-- | | 1 | 2 | 3 | 4 | 5 | 6 | 7 | 8 | 9 | 10 | 11 | 12 | 13 |
| 0000 | 4 | 0 | 2 | 2 | 0 | 0 | 0 | 0 | 0 | 0 | 0 | 0 | 0 | 0 |
| 0100 | 1 | 0 | 1 | 0 | 0 | 0 | 0 | 0 | 0 | 0 | 0 | 0 | 0 | 0 |
| 0200 | 7 | 0 | 7 | 0 | 0 | 0 | 0 | 0 | 0 | 0 | 0 | 0 | 0 | 0 |
| 0300 | 11 | 0 | 7 | 1 | 0 | 2 | 0 | 1 | 0 | 0 | 0 | 0 | 0 | 0 |
| 0400 | 32 | 0 | 26 | 6 | 0 | 0 | 0 | 0 | 0 | 0 | 0 | 0 | 0 | 0 |
| 0500 | 41 | 0 | 25 | 15 | 0 | 1 | 0 | 0 | 0 | 0 | 0 | 0 | 0 | 0 |
| 0600 | 77 | 1 | 49 | 21 | 2 | 2 | 2 | 0 | 0 | 0 | 0 | 0 | 0 | 0 |
| 0700 | 72 | 0 | 44 | 10 | 8 | 9 | 0 | 0 | 0 | 1 | 0 | 0 | 0 | 0 |
| 0800 | 164 | 0 | 129 | 11 | 6 | 18 | 0 | 0 | 0 | 0 | 0 | 0 | 0 | 0 |
| 0900 | 166 | 0 | 133 | 16 | 5 | 12 | 0 | 0 | 0 | 0 | 0 | 0 | 0 | 0 |
| 1000 | 110 | 0 | 78 | 20 | 5 | 5 | 1 | 0 | 0 | 1 | 0 | 0 | 0 | 0 |
| 1100 | 108 | 1 | 88 | 16 | 1 | 1 | 0 | 0 | 1 | 0 | 0 | 0 | 0 | 0 |
| 1200 | 111 | 1 | 87 | 17 | 3 | 3 | 0 | 0 | 0 | 0 | 0 | 0 | 0 | 0 |
| 1300 | 85 | 0 | 67 | 13 | 1 | 4 | 0 | 0 | 0 | 0 | 0 | 0 | 0 | 0 |
| 1400 | 155 | 1 | 134 | 18 | 0 | 1 | 0 | 0 | 1 | 0 | 0 | 0 | 0 | 0 |
| 1500 | 144 | 0 | 107 | 27 | 2 | 8 | 0 | 0 | 0 | 0 | 0 | 0 | 0 | 0 |
| 1600 | 146 | 0 | 112 | 23 | 4 | 7 | 0 | 0 | 0 | 0 | 0 | 0 | 0 | 0 |
| 1700 | 196 | 0 | 168 | 17 | 2 | 9 | 0 | 0 | 0 | 0 | 0 | 0 | 0 | 0 |
| 1800 | 108 | 1 | 88 | 14 | 0 | 5 | 0 | 0 | 0 | 0 | 0 | 0 | 0 | 0 |
| 1900 | 65 | 1 | 49 | 9 | 1 | 5 | 0 | 0 | 0 | 0 | 0 | 0 | 0 | 0 |
| 2000 | 26 | 0 | 24 | 2 | 0 | 0 | 0 | 0 | 0 | 0 | 0 | 0 | 0 | 0 |
| 2100 | 24 | 0 | 20 | 4 | 0 | 0 | 0 | 0 | 0 | 0 | 0 | 0 | 0 | 0 |
| 2200 | 17 | 0 | 17 | 0 | 0 | 0 | 0 | 0 | 0 | 0 | 0 | 0 | 0 | 0 |
| 2300 | 5 | 0 | 5 | 0 | 0 | 0 | 0 | 0 | 0 | 0 | 0 | 0 | 0 | 0 |
| 07-19 | 1565 | 4 | 1235 | 202 | 37 | 82 | 1 | 0 | 2 | 2 | 0 | 0 | 0 | 0 |
| 06-22 | 1757 | 6 | 1377 | 238 | 40 | 89 | 3 | 0 | 2 | 2 | 0 | 0 | 0 | 0 |
| 06-00 | 1779 | 6 | 1399 | 238 | 40 | 89 | 3 | 0 | 2 | 2 | 0 | 0 | 0 | 0 |
| 00-00 | 1875 | 6 | 1467 | 262 | 40 | 92 | 3 | 1 | 2 | 2 | 0 | 0 | 0 | 0 |

Peak step 17:00 (196) AM Peak step 9:00 (166) PM Peak step 17:00 (196)

*** Saturday, January 27, 2024**

| Time | Total | Cls | Cls | Cls | Cls | Cls | Cls | Cls | Cls | Cls | Cls | Cls | Cls | Cls |
|--------------|------------|----------|------------|-----------|----------|----------|----------|----------|----------|----------|----------|----------|----------|----------|
| <-- | | 1 | 2 | 3 | 4 | 5 | 6 | 7 | 8 | 9 | 10 | 11 | 12 | 13 |
| 0000 | 4 | 0 | 3 | 1 | 0 | 0 | 0 | 0 | 0 | 0 | 0 | 0 | 0 | 0 |
| 0100 | 3 | 0 | 2 | 1 | 0 | 0 | 0 | 0 | 0 | 0 | 0 | 0 | 0 | 0 |
| 0200 | 1 | 0 | 1 | 0 | 0 | 0 | 0 | 0 | 0 | 0 | 0 | 0 | 0 | 0 |
| 0300 | 1 | 0 | 1 | 0 | 0 | 0 | 0 | 0 | 0 | 0 | 0 | 0 | 0 | 0 |
| 0400 | 15 | 0 | 13 | 1 | 1 | 0 | 0 | 0 | 0 | 0 | 0 | 0 | 0 | 0 |
| 0500 | 15 | 1 | 12 | 2 | 0 | 0 | 0 | 0 | 0 | 0 | 0 | 0 | 0 | 0 |
| 0600 | 13 | 0 | 5 | 7 | 0 | 0 | 1 | 0 | 0 | 0 | 0 | 0 | 0 | 0 |
| 0700 | 12 | 0 | 10 | 2 | 0 | 0 | 0 | 0 | 0 | 0 | 0 | 0 | 0 | 0 |
| 0800 | 24 | 0 | 23 | 1 | 0 | 0 | 0 | 0 | 0 | 0 | 0 | 0 | 0 | 0 |
| 0900 | 96 | 0 | 89 | 7 | 0 | 0 | 0 | 0 | 0 | 0 | 0 | 0 | 0 | 0 |
| 1000 | 65 | 0 | 62 | 2 | 0 | 0 | 1 | 0 | 0 | 0 | 0 | 0 | 0 | 0 |
| 1100 | 40 | 0 | 30 | 9 | 0 | 1 | 0 | 0 | 0 | 0 | 0 | 0 | 0 | 0 |
| 1200 | 38 | 1 | 29 | 7 | 0 | 0 | 0 | 1 | 0 | 0 | 0 | 0 | 0 | 0 |
| 1300 | 39 | 1 | 33 | 5 | 0 | 0 | 0 | 0 | 0 | 0 | 0 | 0 | 0 | 0 |
| 1400 | 50 | 1 | 44 | 5 | 0 | 0 | 0 | 0 | 0 | 0 | 0 | 0 | 0 | 0 |
| 1500 | 33 | 1 | 29 | 3 | 0 | 0 | 0 | 0 | 0 | 0 | 0 | 0 | 0 | 0 |
| 1600 | 34 | 0 | 27 | 5 | 0 | 0 | 2 | 0 | 0 | 0 | 0 | 0 | 0 | 0 |
| 1700 | 46 | 0 | 44 | 1 | 0 | 1 | 0 | 0 | 0 | 0 | 0 | 0 | 0 | 0 |
| 1800 | 26 | 1 | 24 | 1 | 0 | 0 | 0 | 0 | 0 | 0 | 0 | 0 | 0 | 0 |
| 1900 | 19 | 0 | 17 | 2 | 0 | 0 | 0 | 0 | 0 | 0 | 0 | 0 | 0 | 0 |
| 2000 | 11 | 1 | 9 | 1 | 0 | 0 | 0 | 0 | 0 | 0 | 0 | 0 | 0 | 0 |
| 2100 | 7 | 0 | 6 | 1 | 0 | 0 | 0 | 0 | 0 | 0 | 0 | 0 | 0 | 0 |
| 2200 | 9 | 0 | 6 | 3 | 0 | 0 | 0 | 0 | 0 | 0 | 0 | 0 | 0 | 0 |
| 2300 | 10 | 1 | 8 | 1 | 0 | 0 | 0 | 0 | 0 | 0 | 0 | 0 | 0 | 0 |
| 07-19 | 503 | 5 | 444 | 48 | 0 | 2 | 3 | 1 | 0 | 0 | 0 | 0 | 0 | 0 |
| 06-22 | 553 | 6 | 481 | 59 | 0 | 2 | 4 | 1 | 0 | 0 | 0 | 0 | 0 | 0 |
| 06-00 | 572 | 7 | 495 | 63 | 0 | 2 | 4 | 1 | 0 | 0 | 0 | 0 | 0 | 0 |
| 00-00 | 611 | 8 | 527 | 68 | 1 | 2 | 4 | 1 | 0 | 0 | 0 | 0 | 0 | 0 |

Peak step 9:00 (96) AM Peak step 9:00 (96) PM Peak step 14:00 (50)

*** Sunday, January 28, 2024**

| Time | Total | Cls | Cls | Cls | Cls | Cls | Cls | Cls | Cls | Cls | Cls | Cls | Cls | Cls |
|--------------|------------|----------|------------|-----------|----------|----------|-----------|----------|----------|----------|----------|----------|----------|----------|
| <-- | | 1 | 2 | 3 | 4 | 5 | 6 | 7 | 8 | 9 | 10 | 11 | 12 | 13 |
| 0000 | 1 | 0 | 1 | 0 | 0 | 0 | 0 | 0 | 0 | 0 | 0 | 0 | 0 | 0 |
| 0100 | 3 | 0 | 3 | 0 | 0 | 0 | 0 | 0 | 0 | 0 | 0 | 0 | 0 | 0 |
| 0200 | 2 | 0 | 1 | 1 | 0 | 0 | 0 | 0 | 0 | 0 | 0 | 0 | 0 | 0 |
| 0300 | 3 | 0 | 3 | 0 | 0 | 0 | 0 | 0 | 0 | 0 | 0 | 0 | 0 | 0 |
| 0400 | 27 | 0 | 26 | 1 | 0 | 0 | 0 | 0 | 0 | 0 | 0 | 0 | 0 | 0 |
| 0500 | 12 | 0 | 12 | 0 | 0 | 0 | 0 | 0 | 0 | 0 | 0 | 0 | 0 | 0 |
| 0600 | 12 | 0 | 10 | 2 | 0 | 0 | 0 | 0 | 0 | 0 | 0 | 0 | 0 | 0 |
| 0700 | 11 | 0 | 10 | 1 | 0 | 0 | 0 | 0 | 0 | 0 | 0 | 0 | 0 | 0 |
| 0800 | 34 | 0 | 33 | 1 | 0 | 0 | 0 | 0 | 0 | 0 | 0 | 0 | 0 | 0 |
| 0900 | 156 | 0 | 144 | 4 | 0 | 1 | 7 | 0 | 0 | 0 | 0 | 0 | 0 | 0 |
| 1000 | 82 | 0 | 79 | 2 | 0 | 0 | 1 | 0 | 0 | 0 | 0 | 0 | 0 | 0 |
| 1100 | 61 | 2 | 53 | 4 | 0 | 0 | 2 | 0 | 0 | 0 | 0 | 0 | 0 | 0 |
| 1200 | 52 | 0 | 50 | 2 | 0 | 0 | 0 | 0 | 0 | 0 | 0 | 0 | 0 | 0 |
| 1300 | 57 | 2 | 48 | 7 | 0 | 0 | 0 | 0 | 0 | 0 | 0 | 0 | 0 | 0 |
| 1400 | 44 | 0 | 39 | 4 | 0 | 0 | 0 | 0 | 1 | 0 | 0 | 0 | 0 | 0 |
| 1500 | 40 | 0 | 37 | 2 | 0 | 1 | 0 | 0 | 0 | 0 | 0 | 0 | 0 | 0 |
| 1600 | 34 | 0 | 34 | 0 | 0 | 0 | 0 | 0 | 0 | 0 | 0 | 0 | 0 | 0 |
| 1700 | 37 | 0 | 34 | 3 | 0 | 0 | 0 | 0 | 0 | 0 | 0 | 0 | 0 | 0 |
| 1800 | 17 | 0 | 16 | 1 | 0 | 0 | 0 | 0 | 0 | 0 | 0 | 0 | 0 | 0 |
| 1900 | 16 | 0 | 14 | 2 | 0 | 0 | 0 | 0 | 0 | 0 | 0 | 0 | 0 | 0 |
| 2000 | 14 | 0 | 12 | 1 | 0 | 1 | 0 | 0 | 0 | 0 | 0 | 0 | 0 | 0 |
| 2100 | 17 | 0 | 14 | 3 | 0 | 0 | 0 | 0 | 0 | 0 | 0 | 0 | 0 | 0 |
| 2200 | 11 | 0 | 11 | 0 | 0 | 0 | 0 | 0 | 0 | 0 | 0 | 0 | 0 | 0 |
| 2300 | 8 | 0 | 7 | 1 | 0 | 0 | 0 | 0 | 0 | 0 | 0 | 0 | 0 | 0 |
| 07-19 | 625 | 4 | 577 | 31 | 0 | 2 | 10 | 0 | 1 | 0 | 0 | 0 | 0 | 0 |
| 06-22 | 684 | 4 | 627 | 39 | 0 | 3 | 10 | 0 | 1 | 0 | 0 | 0 | 0 | 0 |
| 06-00 | 703 | 4 | 645 | 40 | 0 | 3 | 10 | 0 | 1 | 0 | 0 | 0 | 0 | 0 |
| 00-00 | 751 | 4 | 691 | 42 | 0 | 3 | 10 | 0 | 1 | 0 | 0 | 0 | 0 | 0 |

Peak step 9:00 (156) AM Peak step 9:00 (156) PM Peak step 13:00 (57)

*** Monday, January 29, 2024**

| Time | Total | Cls | Cls | Cls | Cls | Cls | Cls | Cls | Cls | Cls | Cls | Cls | Cls | Cls |
|--------------|-------------|-----------|-------------|------------|-----------|------------|----------|----------|----------|----------|----------|----------|----------|----------|
| <-- | | 1 | 2 | 3 | 4 | 5 | 6 | 7 | 8 | 9 | 10 | 11 | 12 | 13 |
| 0000 | 2 | 0 | 2 | 0 | 0 | 0 | 0 | 0 | 0 | 0 | 0 | 0 | 0 | 0 |
| 0100 | 4 | 0 | 3 | 1 | 0 | 0 | 0 | 0 | 0 | 0 | 0 | 0 | 0 | 0 |
| 0200 | 7 | 0 | 4 | 3 | 0 | 0 | 0 | 0 | 0 | 0 | 0 | 0 | 0 | 0 |
| 0300 | 16 | 0 | 13 | 2 | 0 | 1 | 0 | 0 | 0 | 0 | 0 | 0 | 0 | 0 |
| 0400 | 51 | 1 | 43 | 7 | 0 | 0 | 0 | 0 | 0 | 0 | 0 | 0 | 0 | 0 |
| 0500 | 42 | 0 | 33 | 9 | 0 | 0 | 0 | 0 | 0 | 0 | 0 | 0 | 0 | 0 |
| 0600 | 83 | 0 | 60 | 11 | 4 | 7 | 1 | 0 | 0 | 0 | 0 | 0 | 0 | 0 |
| 0700 | 95 | 0 | 68 | 9 | 7 | 11 | 0 | 0 | 0 | 0 | 0 | 0 | 0 | 0 |
| 0800 | 236 | 0 | 187 | 18 | 11 | 17 | 3 | 0 | 0 | 0 | 0 | 0 | 0 | 0 |
| 0900 | 268 | 1 | 223 | 17 | 8 | 19 | 0 | 0 | 0 | 0 | 0 | 0 | 0 | 0 |
| 1000 | 142 | 3 | 103 | 19 | 8 | 8 | 1 | 0 | 0 | 0 | 0 | 0 | 0 | 0 |
| 1100 | 104 | 0 | 88 | 12 | 2 | 2 | 0 | 0 | 0 | 0 | 0 | 0 | 0 | 0 |
| 1200 | 128 | 1 | 106 | 18 | 1 | 1 | 1 | 0 | 0 | 0 | 0 | 0 | 0 | 0 |
| 1300 | 87 | 0 | 65 | 16 | 1 | 5 | 0 | 0 | 0 | 0 | 0 | 0 | 0 | 0 |
| 1400 | 74 | 0 | 59 | 13 | 1 | 1 | 0 | 0 | 0 | 0 | 0 | 0 | 0 | 0 |
| 1500 | 137 | 2 | 99 | 25 | 1 | 10 | 0 | 0 | 0 | 0 | 0 | 0 | 0 | 0 |
| 1600 | 131 | 0 | 88 | 28 | 7 | 7 | 0 | 0 | 1 | 0 | 0 | 0 | 0 | 0 |
| 1700 | 238 | 2 | 187 | 33 | 6 | 10 | 0 | 0 | 0 | 0 | 0 | 0 | 0 | 0 |
| 1800 | 106 | 2 | 81 | 16 | 2 | 5 | 0 | 0 | 0 | 0 | 0 | 0 | 0 | 0 |
| 1900 | 51 | 0 | 37 | 9 | 0 | 5 | 0 | 0 | 0 | 0 | 0 | 0 | 0 | 0 |
| 2000 | 35 | 1 | 23 | 7 | 2 | 2 | 0 | 0 | 0 | 0 | 0 | 0 | 0 | 0 |
| 2100 | 14 | 1 | 10 | 3 | 0 | 0 | 0 | 0 | 0 | 0 | 0 | 0 | 0 | 0 |
| 2200 | 9 | 0 | 6 | 2 | 0 | 1 | 0 | 0 | 0 | 0 | 0 | 0 | 0 | 0 |
| 2300 | 5 | 0 | 4 | 1 | 0 | 0 | 0 | 0 | 0 | 0 | 0 | 0 | 0 | 0 |
| 07-19 | 1746 | 11 | 1354 | 224 | 55 | 96 | 5 | 0 | 1 | 0 | 0 | 0 | 0 | 0 |
| 06-22 | 1929 | 13 | 1484 | 254 | 61 | 110 | 6 | 0 | 1 | 0 | 0 | 0 | 0 | 0 |
| 06-00 | 1943 | 13 | 1494 | 257 | 61 | 111 | 6 | 0 | 1 | 0 | 0 | 0 | 0 | 0 |
| 00-00 | 2065 | 14 | 1592 | 279 | 61 | 112 | 6 | 0 | 1 | 0 | 0 | 0 | 0 | 0 |

Peak step 9:00 (268) AM Peak step 9:00 (268) PM Peak step 17:00 (238)

*** Tuesday, January 30, 2024**

| Time | Total | Cls | Cls | Cls | Cls | Cls | Cls | Cls | Cls | Cls | Cls | Cls | Cls | Cls |
|--------------|-------------|-----------|-------------|------------|------------|------------|----------|----------|----------|----------|----------|----------|----------|----------|
| <-- | | 1 | 2 | 3 | 4 | 5 | 6 | 7 | 8 | 9 | 10 | 11 | 12 | 13 |
| 0000 | 2 | 0 | 1 | 1 | 0 | 0 | 0 | 0 | 0 | 0 | 0 | 0 | 0 | 0 |
| 0100 | 4 | 0 | 3 | 1 | 0 | 0 | 0 | 0 | 0 | 0 | 0 | 0 | 0 | 0 |
| 0200 | 4 | 0 | 2 | 1 | 0 | 0 | 0 | 1 | 0 | 0 | 0 | 0 | 0 | 0 |
| 0300 | 20 | 0 | 14 | 4 | 1 | 1 | 0 | 0 | 0 | 0 | 0 | 0 | 0 | 0 |
| 0400 | 58 | 0 | 54 | 3 | 1 | 0 | 0 | 0 | 0 | 0 | 0 | 0 | 0 | 0 |
| 0500 | 67 | 0 | 51 | 14 | 0 | 1 | 1 | 0 | 0 | 0 | 0 | 0 | 0 | 0 |
| 0600 | 95 | 1 | 73 | 13 | 3 | 5 | 0 | 0 | 0 | 0 | 0 | 0 | 0 | 0 |
| 0700 | 152 | 0 | 114 | 11 | 13 | 14 | 0 | 0 | 0 | 0 | 0 | 0 | 0 | 0 |
| 0800 | 426 | 1 | 367 | 23 | 14 | 19 | 1 | 0 | 0 | 1 | 0 | 0 | 0 | 0 |
| 0900 | 494 | 4 | 415 | 35 | 24 | 16 | 0 | 0 | 0 | 0 | 0 | 0 | 0 | 0 |
| 1000 | 316 | 2 | 272 | 21 | 13 | 8 | 0 | 0 | 0 | 0 | 0 | 0 | 0 | 0 |
| 1100 | 202 | 0 | 170 | 22 | 6 | 3 | 1 | 0 | 0 | 0 | 0 | 0 | 0 | 0 |
| 1200 | 140 | 0 | 118 | 15 | 4 | 2 | 0 | 1 | 0 | 0 | 0 | 0 | 0 | 0 |
| 1300 | 101 | 0 | 84 | 12 | 0 | 5 | 0 | 0 | 0 | 0 | 0 | 0 | 0 | 0 |
| 1400 | 85 | 0 | 69 | 13 | 1 | 1 | 0 | 0 | 0 | 1 | 0 | 0 | 0 | 0 |
| 1500 | 141 | 0 | 109 | 23 | 2 | 7 | 0 | 0 | 0 | 0 | 0 | 0 | 0 | 0 |
| 1600 | 238 | 1 | 180 | 40 | 10 | 7 | 0 | 0 | 0 | 0 | 0 | 0 | 0 | 0 |
| 1700 | 219 | 0 | 174 | 29 | 9 | 7 | 0 | 0 | 0 | 0 | 0 | 0 | 0 | 0 |
| 1800 | 164 | 0 | 135 | 19 | 2 | 7 | 1 | 0 | 0 | 0 | 0 | 0 | 0 | 0 |
| 1900 | 69 | 0 | 54 | 7 | 1 | 7 | 0 | 0 | 0 | 0 | 0 | 0 | 0 | 0 |
| 2000 | 28 | 2 | 22 | 3 | 1 | 0 | 0 | 0 | 0 | 0 | 0 | 0 | 0 | 0 |
| 2100 | 28 | 2 | 23 | 3 | 0 | 0 | 0 | 0 | 0 | 0 | 0 | 0 | 0 | 0 |
| 2200 | 10 | 0 | 9 | 1 | 0 | 0 | 0 | 0 | 0 | 0 | 0 | 0 | 0 | 0 |
| 2300 | 8 | 0 | 7 | 1 | 0 | 0 | 0 | 0 | 0 | 0 | 0 | 0 | 0 | 0 |
| 07-19 | 2678 | 8 | 2207 | 263 | 98 | 96 | 3 | 1 | 0 | 2 | 0 | 0 | 0 | 0 |
| 06-22 | 2898 | 13 | 2379 | 289 | 103 | 108 | 3 | 1 | 0 | 2 | 0 | 0 | 0 | 0 |
| 06-00 | 2916 | 13 | 2395 | 291 | 103 | 108 | 3 | 1 | 0 | 2 | 0 | 0 | 0 | 0 |
| 00-00 | 3071 | 13 | 2520 | 315 | 105 | 110 | 4 | 2 | 0 | 2 | 0 | 0 | 0 | 0 |

Peak step 9:00 (494) AM Peak step 9:00 (494) PM Peak step 16:00 (238)

*** Wednesday, January 31, 2024**

| Time | Total | Cls | Cls | Cls | Cls | Cls | Cls | Cls | Cls | Cls | Cls | Cls | Cls | Cls |
|--------------|-------------|----------|-------------|------------|-----------|------------|----------|----------|----------|----------|----------|----------|----------|----------|
| <-- | | 1 | 2 | 3 | 4 | 5 | 6 | 7 | 8 | 9 | 10 | 11 | 12 | 13 |
| 0000 | 8 | 0 | 7 | 1 | 0 | 0 | 0 | 0 | 0 | 0 | 0 | 0 | 0 | 0 |
| 0100 | 4 | 0 | 4 | 0 | 0 | 0 | 0 | 0 | 0 | 0 | 0 | 0 | 0 | 0 |
| 0200 | 11 | 1 | 8 | 1 | 0 | 0 | 1 | 0 | 0 | 0 | 0 | 0 | 0 | 0 |
| 0300 | 17 | 0 | 13 | 2 | 0 | 1 | 0 | 1 | 0 | 0 | 0 | 0 | 0 | 0 |
| 0400 | 61 | 0 | 51 | 9 | 1 | 0 | 0 | 0 | 0 | 0 | 0 | 0 | 0 | 0 |
| 0500 | 64 | 0 | 46 | 17 | 0 | 1 | 0 | 0 | 0 | 0 | 0 | 0 | 0 | 0 |
| 0600 | 92 | 0 | 72 | 12 | 5 | 3 | 0 | 0 | 0 | 0 | 0 | 0 | 0 | 0 |
| 0700 | 177 | 0 | 135 | 14 | 12 | 16 | 0 | 0 | 0 | 0 | 0 | 0 | 0 | 0 |
| 0800 | 419 | 0 | 379 | 13 | 13 | 14 | 0 | 0 | 0 | 0 | 0 | 0 | 0 | 0 |
| 0900 | 464 | 0 | 397 | 31 | 17 | 18 | 1 | 0 | 0 | 0 | 0 | 0 | 0 | 0 |
| 1000 | 177 | 2 | 144 | 10 | 11 | 10 | 0 | 0 | 0 | 0 | 0 | 0 | 0 | 0 |
| 1100 | 122 | 0 | 105 | 10 | 3 | 4 | 0 | 0 | 0 | 0 | 0 | 0 | 0 | 0 |
| 1200 | 137 | 0 | 118 | 13 | 2 | 3 | 1 | 0 | 0 | 0 | 0 | 0 | 0 | 0 |
| 1300 | 104 | 0 | 81 | 19 | 1 | 3 | 0 | 0 | 0 | 0 | 0 | 0 | 0 | 0 |
| 1400 | 115 | 0 | 97 | 17 | 0 | 1 | 0 | 0 | 0 | 0 | 0 | 0 | 0 | 0 |
| 1500 | 120 | 0 | 87 | 24 | 2 | 7 | 0 | 0 | 0 | 0 | 0 | 0 | 0 | 0 |
| 1600 | 161 | 0 | 116 | 31 | 8 | 6 | 0 | 0 | 0 | 0 | 0 | 0 | 0 | 0 |
| 1700 | 158 | 0 | 122 | 21 | 6 | 9 | 0 | 0 | 0 | 0 | 0 | 0 | 0 | 0 |
| 1800 | 123 | 0 | 93 | 22 | 2 | 6 | 0 | 0 | 0 | 0 | 0 | 0 | 0 | 0 |
| 1900 | 50 | 0 | 36 | 7 | 1 | 6 | 0 | 0 | 0 | 0 | 0 | 0 | 0 | 0 |
| 2000 | 32 | 0 | 24 | 6 | 1 | 1 | 0 | 0 | 0 | 0 | 0 | 0 | 0 | 0 |
| 2100 | 14 | 0 | 10 | 3 | 0 | 1 | 0 | 0 | 0 | 0 | 0 | 0 | 0 | 0 |
| 2200 | 13 | 0 | 10 | 3 | 0 | 0 | 0 | 0 | 0 | 0 | 0 | 0 | 0 | 0 |
| 2300 | 5 | 0 | 5 | 0 | 0 | 0 | 0 | 0 | 0 | 0 | 0 | 0 | 0 | 0 |
| 07-19 | 2277 | 2 | 1874 | 225 | 77 | 97 | 2 | 0 | 0 | 0 | 0 | 0 | 0 | 0 |
| 06-22 | 2465 | 2 | 2016 | 253 | 84 | 108 | 2 | 0 | 0 | 0 | 0 | 0 | 0 | 0 |
| 06-00 | 2483 | 2 | 2031 | 256 | 84 | 108 | 2 | 0 | 0 | 0 | 0 | 0 | 0 | 0 |
| 00-00 | 2648 | 3 | 2160 | 286 | 85 | 110 | 3 | 1 | 0 | 0 | 0 | 0 | 0 | 0 |

Peak step 9:00 (464) AM Peak step 9:00 (464) PM Peak step 16:00 (161)

*** Thursday, February 1, 2024**

| Time | Total | Cls | Cls | Cls | Cls | Cls | Cls | Cls | Cls | Cls | Cls | Cls | Cls | Cls |
|--------------|-------------|----------|-------------|------------|------------|-----------|----------|----------|----------|----------|----------|----------|----------|----------|
| <-- | | 1 | 2 | 3 | 4 | 5 | 6 | 7 | 8 | 9 | 10 | 11 | 12 | 13 |
| 0000 | 5 | 0 | 4 | 1 | 0 | 0 | 0 | 0 | 0 | 0 | 0 | 0 | 0 | 0 |
| 0100 | 3 | 0 | 3 | 0 | 0 | 0 | 0 | 0 | 0 | 0 | 0 | 0 | 0 | 0 |
| 0200 | 10 | 0 | 10 | 0 | 0 | 0 | 0 | 0 | 0 | 0 | 0 | 0 | 0 | 0 |
| 0300 | 14 | 0 | 9 | 3 | 0 | 1 | 1 | 0 | 0 | 0 | 0 | 0 | 0 | 0 |
| 0400 | 64 | 0 | 53 | 8 | 1 | 1 | 1 | 0 | 0 | 0 | 0 | 0 | 0 | 0 |
| 0500 | 53 | 1 | 37 | 13 | 0 | 2 | 0 | 0 | 0 | 0 | 0 | 0 | 0 | 0 |
| 0600 | 88 | 0 | 65 | 13 | 5 | 5 | 0 | 0 | 0 | 0 | 0 | 0 | 0 | 0 |
| 0700 | 149 | 0 | 109 | 13 | 15 | 11 | 1 | 0 | 0 | 0 | 0 | 0 | 0 | 0 |
| 0800 | 413 | 0 | 339 | 41 | 27 | 6 | 0 | 0 | 0 | 0 | 0 | 0 | 0 | 0 |
| 0900 | 580 | 1 | 485 | 55 | 25 | 14 | 0 | 0 | 0 | 0 | 0 | 0 | 0 | 0 |
| 1000 | 224 | 1 | 182 | 24 | 11 | 6 | 0 | 0 | 0 | 0 | 0 | 0 | 0 | 0 |
| 1100 | 159 | 1 | 131 | 18 | 5 | 2 | 2 | 0 | 0 | 0 | 0 | 0 | 0 | 0 |
| 1200 | 132 | 0 | 118 | 11 | 1 | 2 | 0 | 0 | 0 | 0 | 0 | 0 | 0 | 0 |
| 1300 | 93 | 0 | 74 | 14 | 0 | 4 | 1 | 0 | 0 | 0 | 0 | 0 | 0 | 0 |
| 1400 | 103 | 0 | 85 | 16 | 1 | 1 | 0 | 0 | 0 | 0 | 0 | 0 | 0 | 0 |
| 1500 | 128 | 0 | 84 | 34 | 3 | 7 | 0 | 0 | 0 | 0 | 0 | 0 | 0 | 0 |
| 1600 | 179 | 0 | 122 | 33 | 16 | 8 | 0 | 0 | 0 | 0 | 0 | 0 | 0 | 0 |
| 1700 | 174 | 0 | 134 | 27 | 5 | 8 | 0 | 0 | 0 | 0 | 0 | 0 | 0 | 0 |
| 1800 | 153 | 0 | 118 | 24 | 5 | 6 | 0 | 0 | 0 | 0 | 0 | 0 | 0 | 0 |
| 1900 | 55 | 1 | 33 | 14 | 5 | 2 | 0 | 0 | 0 | 0 | 0 | 0 | 0 | 0 |
| 2000 | 32 | 0 | 18 | 11 | 2 | 0 | 1 | 0 | 0 | 0 | 0 | 0 | 0 | 0 |
| 2100 | 18 | 0 | 11 | 7 | 0 | 0 | 0 | 0 | 0 | 0 | 0 | 0 | 0 | 0 |
| 2200 | 11 | 0 | 9 | 2 | 0 | 0 | 0 | 0 | 0 | 0 | 0 | 0 | 0 | 0 |
| 2300 | 4 | 0 | 3 | 1 | 0 | 0 | 0 | 0 | 0 | 0 | 0 | 0 | 0 | 0 |
| 07-19 | 2487 | 3 | 1981 | 310 | 114 | 75 | 4 | 0 | 0 | 0 | 0 | 0 | 0 | 0 |
| 06-22 | 2680 | 4 | 2108 | 355 | 126 | 82 | 5 | 0 | 0 | 0 | 0 | 0 | 0 | 0 |
| 06-00 | 2695 | 4 | 2120 | 358 | 126 | 82 | 5 | 0 | 0 | 0 | 0 | 0 | 0 | 0 |
| 00-00 | 2844 | 5 | 2236 | 383 | 127 | 86 | 7 | 0 | 0 | 0 | 0 | 0 | 0 | 0 |

Peak step 9:00 (580) AM Peak step 9:00 (580) PM Peak step 16:00 (179)

*** Friday, February 2, 2024**

| Time | Total | Cls | Cls | Cls | Cls | Cls | Cls | Cls | Cls | Cls | Cls | Cls | Cls | Cls |
|--------------|-------------|----------|-------------|------------|-----------|-----------|----------|----------|----------|----------|----------|----------|----------|----------|
| <-- | | 1 | 2 | 3 | 4 | 5 | 6 | 7 | 8 | 9 | 10 | 11 | 12 | 13 |
| 0000 | 2 | 0 | 2 | 0 | 0 | 0 | 0 | 0 | 0 | 0 | 0 | 0 | 0 | 0 |
| 0100 | 3 | 0 | 1 | 2 | 0 | 0 | 0 | 0 | 0 | 0 | 0 | 0 | 0 | 0 |
| 0200 | 4 | 0 | 4 | 0 | 0 | 0 | 0 | 0 | 0 | 0 | 0 | 0 | 0 | 0 |
| 0300 | 9 | 0 | 3 | 4 | 0 | 1 | 1 | 0 | 0 | 0 | 0 | 0 | 0 | 0 |
| 0400 | 36 | 0 | 26 | 7 | 1 | 2 | 0 | 0 | 0 | 0 | 0 | 0 | 0 | 0 |
| 0500 | 46 | 0 | 37 | 8 | 1 | 0 | 0 | 0 | 0 | 0 | 0 | 0 | 0 | 0 |
| 0600 | 63 | 0 | 41 | 15 | 2 | 5 | 0 | 0 | 0 | 0 | 0 | 0 | 0 | 0 |
| 0700 | 85 | 0 | 51 | 16 | 12 | 6 | 0 | 0 | 0 | 0 | 0 | 0 | 0 | 0 |
| 0800 | 175 | 1 | 97 | 54 | 18 | 5 | 0 | 0 | 0 | 0 | 0 | 0 | 0 | 0 |
| 0900 | 154 | 1 | 96 | 37 | 12 | 8 | 0 | 0 | 0 | 0 | 0 | 0 | 0 | 0 |
| 1000 | 88 | 1 | 61 | 17 | 4 | 4 | 1 | 0 | 0 | 0 | 0 | 0 | 0 | 0 |
| 1100 | 81 | 0 | 63 | 15 | 3 | 0 | 0 | 0 | 0 | 0 | 0 | 0 | 0 | 0 |
| 1200 | 89 | 0 | 76 | 10 | 1 | 2 | 0 | 0 | 0 | 0 | 0 | 0 | 0 | 0 |
| 1300 | 96 | 0 | 64 | 29 | 0 | 3 | 0 | 0 | 0 | 0 | 0 | 0 | 0 | 0 |
| 1400 | 70 | 1 | 52 | 16 | 0 | 1 | 0 | 0 | 0 | 0 | 0 | 0 | 0 | 0 |
| 1500 | 89 | 0 | 60 | 19 | 2 | 8 | 0 | 0 | 0 | 0 | 0 | 0 | 0 | 0 |
| 1600 | 143 | 1 | 99 | 25 | 11 | 7 | 0 | 0 | 0 | 0 | 0 | 0 | 0 | 0 |
| 1700 | 190 | 0 | 149 | 25 | 8 | 8 | 0 | 0 | 0 | 0 | 0 | 0 | 0 | 0 |
| 1800 | 122 | 1 | 91 | 23 | 2 | 4 | 1 | 0 | 0 | 0 | 0 | 0 | 0 | 0 |
| 1900 | 66 | 0 | 47 | 14 | 1 | 4 | 0 | 0 | 0 | 0 | 0 | 0 | 0 | 0 |
| 2000 | 20 | 0 | 16 | 4 | 0 | 0 | 0 | 0 | 0 | 0 | 0 | 0 | 0 | 0 |
| 2100 | 22 | 0 | 19 | 3 | 0 | 0 | 0 | 0 | 0 | 0 | 0 | 0 | 0 | 0 |
| 2200 | 13 | 0 | 11 | 1 | 0 | 1 | 0 | 0 | 0 | 0 | 0 | 0 | 0 | 0 |
| 2300 | 6 | 0 | 5 | 1 | 0 | 0 | 0 | 0 | 0 | 0 | 0 | 0 | 0 | 0 |
| 07-19 | 1382 | 6 | 959 | 286 | 73 | 56 | 2 | 0 | 0 | 0 | 0 | 0 | 0 | 0 |
| 06-22 | 1553 | 6 | 1082 | 322 | 76 | 65 | 2 | 0 | 0 | 0 | 0 | 0 | 0 | 0 |
| 06-00 | 1572 | 6 | 1098 | 324 | 76 | 66 | 2 | 0 | 0 | 0 | 0 | 0 | 0 | 0 |
| 00-00 | 1672 | 6 | 1171 | 345 | 78 | 69 | 3 | 0 | 0 | 0 | 0 | 0 | 0 | 0 |

Peak step 17:00 (190) AM Peak step 8:00 (175) PM Peak step 17:00 (190)

* Saturday, February 3, 2024

| Time | Total | Cls 1 | Cls 2 | Cls 3 | Cls 4 | Cls 5 | Cls 6 | Cls 7 | Cls 8 | Cls 9 | Cls 10 | Cls 11 | Cls 12 | Cls 13 |
|--------------|------------|----------|------------|-----------|----------|----------|----------|----------|----------|----------|----------|----------|----------|----------|
| <-- | | 1 | 2 | 3 | 4 | 5 | 6 | 7 | 8 | 9 | 10 | 11 | 12 | 13 |
| 0000 | 3 | 0 | 3 | 0 | 0 | 0 | 0 | 0 | 0 | 0 | 0 | 0 | 0 | 0 |
| 0100 | 0 | 0 | 0 | 0 | 0 | 0 | 0 | 0 | 0 | 0 | 0 | 0 | 0 | 0 |
| 0200 | 3 | 0 | 2 | 1 | 0 | 0 | 0 | 0 | 0 | 0 | 0 | 0 | 0 | 0 |
| 0300 | 1 | 0 | 1 | 0 | 0 | 0 | 0 | 0 | 0 | 0 | 0 | 0 | 0 | 0 |
| 0400 | 15 | 0 | 13 | 2 | 0 | 0 | 0 | 0 | 0 | 0 | 0 | 0 | 0 | 0 |
| 0500 | 17 | 1 | 14 | 2 | 0 | 0 | 0 | 0 | 0 | 0 | 0 | 0 | 0 | 0 |
| 0600 | 15 | 0 | 13 | 2 | 0 | 0 | 0 | 0 | 0 | 0 | 0 | 0 | 0 | 0 |
| 0700 | 13 | 0 | 8 | 4 | 0 | 1 | 0 | 0 | 0 | 0 | 0 | 0 | 0 | 0 |
| 0800 | 15 | 0 | 13 | 2 | 0 | 0 | 0 | 0 | 0 | 0 | 0 | 0 | 0 | 0 |
| 0900 | 47 | 0 | 37 | 10 | 0 | 0 | 0 | 0 | 0 | 0 | 0 | 0 | 0 | 0 |
| 1000 | 35 | 1 | 32 | 2 | 0 | 0 | 0 | 0 | 0 | 0 | 0 | 0 | 0 | 0 |
| 1100 | 49 | 1 | 41 | 5 | 0 | 1 | 1 | 0 | 0 | 0 | 0 | 0 | 0 | 0 |
| 1200 | 31 | 2 | 25 | 4 | 0 | 0 | 0 | 0 | 0 | 0 | 0 | 0 | 0 | 0 |
| 1300 | 35 | 0 | 29 | 6 | 0 | 0 | 0 | 0 | 0 | 0 | 0 | 0 | 0 | 0 |
| 1400 | 32 | 0 | 27 | 5 | 0 | 0 | 0 | 0 | 0 | 0 | 0 | 0 | 0 | 0 |
| 1500 | 52 | 1 | 45 | 6 | 0 | 0 | 0 | 0 | 0 | 0 | 0 | 0 | 0 | 0 |
| 1600 | 55 | 1 | 45 | 7 | 0 | 0 | 2 | 0 | 0 | 0 | 0 | 0 | 0 | 0 |
| 1700 | 34 | 0 | 31 | 2 | 0 | 1 | 0 | 0 | 0 | 0 | 0 | 0 | 0 | 0 |
| 1800 | 38 | 0 | 33 | 4 | 0 | 1 | 0 | 0 | 0 | 0 | 0 | 0 | 0 | 0 |
| 1900 | 23 | 0 | 22 | 1 | 0 | 0 | 0 | 0 | 0 | 0 | 0 | 0 | 0 | 0 |
| 2000 | 11 | 0 | 11 | 0 | 0 | 0 | 0 | 0 | 0 | 0 | 0 | 0 | 0 | 0 |
| 2100 | 6 | 0 | 6 | 0 | 0 | 0 | 0 | 0 | 0 | 0 | 0 | 0 | 0 | 0 |
| 2200 | 9 | 0 | 7 | 2 | 0 | 0 | 0 | 0 | 0 | 0 | 0 | 0 | 0 | 0 |
| 2300 | 1 | 0 | 1 | 0 | 0 | 0 | 0 | 0 | 0 | 0 | 0 | 0 | 0 | 0 |
| 07-19 | 436 | 6 | 366 | 57 | 0 | 4 | 3 | 0 | 0 | 0 | 0 | 0 | 0 | 0 |
| 06-22 | 491 | 6 | 418 | 60 | 0 | 4 | 3 | 0 | 0 | 0 | 0 | 0 | 0 | 0 |
| 06-00 | 501 | 6 | 426 | 62 | 0 | 4 | 3 | 0 | 0 | 0 | 0 | 0 | 0 | 0 |
| 00-00 | 540 | 7 | 459 | 67 | 0 | 4 | 3 | 0 | 0 | 0 | 0 | 0 | 0 | 0 |

Peak step 16:00 (55) AM Peak step 11:00 (49) PM Peak step 16:00 (55)

Traffic Data Service -- San Jose, CA Class Report

CustomList-865 -- English (ENU)

Datasets:

Site: [2] BAYSHORE PKWY BT SAN ANTONIO RD AND GARCIA AVE
Data type: Axle sensors - Paired (Class/Speed/Count)

Profile:

Included classes: 1, 2, 3, 4, 5, 6, 7, 8, 9, 10, 11, 12, 13
Speed range: 0 - 100 mph.
Direction: East (bound), P = East, Lane = 0-16
Name: Default Profile
Scheme: Vehicle classification (Scheme F)
Units: Non metric (ft, mi, ft/s, mph, lb, ton)

Column Legend:

0 [Time] 24-hour time (0000 - 2359)
1 [Total] Number in time step
2 [Cls] Class totals

*** Sunday, February 11, 2024**

| Time | Total | Cls 1 | Cls 2 | Cls 3 | Cls 4 | Cls 5 | Cls 6 | Cls 7 | Cls 8 | Cls 9 | Cls 10 | Cls 11 | Cls 12 | Cls 13 |
|--------------|------------|----------|------------|-----------|----------|----------|----------|----------|----------|----------|----------|----------|----------|----------|
| <-- | | 1 | 2 | 3 | 4 | 5 | 6 | 7 | 8 | 9 | 10 | 11 | 12 | 13 |
| 0000 | 2 | 0 | 2 | 0 | 0 | 0 | 0 | 0 | 0 | 0 | 0 | 0 | 0 | 0 |
| 0100 | 9 | 0 | 6 | 3 | 0 | 0 | 0 | 0 | 0 | 0 | 0 | 0 | 0 | 0 |
| 0200 | 2 | 0 | 2 | 0 | 0 | 0 | 0 | 0 | 0 | 0 | 0 | 0 | 0 | 0 |
| 0300 | 6 | 0 | 4 | 1 | 0 | 0 | 1 | 0 | 0 | 0 | 0 | 0 | 0 | 0 |
| 0400 | 34 | 0 | 33 | 1 | 0 | 0 | 0 | 0 | 0 | 0 | 0 | 0 | 0 | 0 |
| 0500 | 12 | 0 | 11 | 1 | 0 | 0 | 0 | 0 | 0 | 0 | 0 | 0 | 0 | 0 |
| 0600 | 9 | 0 | 7 | 2 | 0 | 0 | 0 | 0 | 0 | 0 | 0 | 0 | 0 | 0 |
| 0700 | 18 | 0 | 18 | 0 | 0 | 0 | 0 | 0 | 0 | 0 | 0 | 0 | 0 | 0 |
| 0800 | 16 | 0 | 14 | 2 | 0 | 0 | 0 | 0 | 0 | 0 | 0 | 0 | 0 | 0 |
| 0900 | 98 | 0 | 89 | 9 | 0 | 0 | 0 | 0 | 0 | 0 | 0 | 0 | 0 | 0 |
| 1000 | 63 | 0 | 61 | 2 | 0 | 0 | 0 | 0 | 0 | 0 | 0 | 0 | 0 | 0 |
| 1100 | 46 | 1 | 42 | 2 | 1 | 0 | 0 | 0 | 0 | 0 | 0 | 0 | 0 | 0 |
| 1200 | 26 | 0 | 26 | 0 | 0 | 0 | 0 | 0 | 0 | 0 | 0 | 0 | 0 | 0 |
| 1300 | 35 | 0 | 34 | 1 | 0 | 0 | 0 | 0 | 0 | 0 | 0 | 0 | 0 | 0 |
| 1400 | 34 | 0 | 32 | 0 | 0 | 2 | 0 | 0 | 0 | 0 | 0 | 0 | 0 | 0 |
| 1500 | 17 | 0 | 15 | 2 | 0 | 0 | 0 | 0 | 0 | 0 | 0 | 0 | 0 | 0 |
| 1600 | 25 | 0 | 22 | 3 | 0 | 0 | 0 | 0 | 0 | 0 | 0 | 0 | 0 | 0 |
| 1700 | 27 | 0 | 23 | 4 | 0 | 0 | 0 | 0 | 0 | 0 | 0 | 0 | 0 | 0 |
| 1800 | 10 | 0 | 10 | 0 | 0 | 0 | 0 | 0 | 0 | 0 | 0 | 0 | 0 | 0 |
| 1900 | 19 | 0 | 17 | 2 | 0 | 0 | 0 | 0 | 0 | 0 | 0 | 0 | 0 | 0 |
| 2000 | 14 | 0 | 13 | 1 | 0 | 0 | 0 | 0 | 0 | 0 | 0 | 0 | 0 | 0 |
| 2100 | 23 | 1 | 21 | 1 | 0 | 0 | 0 | 0 | 0 | 0 | 0 | 0 | 0 | 0 |
| 2200 | 7 | 0 | 7 | 0 | 0 | 0 | 0 | 0 | 0 | 0 | 0 | 0 | 0 | 0 |
| 2300 | 3 | 0 | 3 | 0 | 0 | 0 | 0 | 0 | 0 | 0 | 0 | 0 | 0 | 0 |
| 07-19 | 415 | 1 | 386 | 25 | 1 | 2 | 0 | 0 | 0 | 0 | 0 | 0 | 0 | 0 |
| 06-22 | 480 | 2 | 444 | 31 | 1 | 2 | 0 | 0 | 0 | 0 | 0 | 0 | 0 | 0 |
| 06-00 | 490 | 2 | 454 | 31 | 1 | 2 | 0 | 0 | 0 | 0 | 0 | 0 | 0 | 0 |
| 00-00 | 555 | 2 | 512 | 37 | 1 | 2 | 1 | 0 | 0 | 0 | 0 | 0 | 0 | 0 |

Peak step 9:00 (98) AM Peak step 9:00 (98) PM Peak step 13:00 (35)

*** Monday, February 12, 2024**

| Time | Total | Cls | Cls | Cls | Cls | Cls | Cls | Cls | Cls | Cls | Cls | Cls | Cls | Cls |
|--------------|-------------|----------|-------------|------------|-----------|------------|----------|----------|----------|----------|----------|----------|----------|----------|
| <-- | | 1 | 2 | 3 | 4 | 5 | 6 | 7 | 8 | 9 | 10 | 11 | 12 | 13 |
| 0000 | 2 | 0 | 1 | 1 | 0 | 0 | 0 | 0 | 0 | 0 | 0 | 0 | 0 | 0 |
| 0100 | 2 | 0 | 2 | 0 | 0 | 0 | 0 | 0 | 0 | 0 | 0 | 0 | 0 | 0 |
| 0200 | 5 | 0 | 4 | 1 | 0 | 0 | 0 | 0 | 0 | 0 | 0 | 0 | 0 | 0 |
| 0300 | 10 | 1 | 6 | 2 | 0 | 1 | 0 | 0 | 0 | 0 | 0 | 0 | 0 | 0 |
| 0400 | 51 | 0 | 43 | 7 | 1 | 0 | 0 | 0 | 0 | 0 | 0 | 0 | 0 | 0 |
| 0500 | 47 | 0 | 40 | 5 | 0 | 1 | 1 | 0 | 0 | 0 | 0 | 0 | 0 | 0 |
| 0600 | 70 | 0 | 49 | 13 | 5 | 2 | 1 | 0 | 0 | 0 | 0 | 0 | 0 | 0 |
| 0700 | 101 | 0 | 72 | 7 | 7 | 14 | 1 | 0 | 0 | 0 | 0 | 0 | 0 | 0 |
| 0800 | 193 | 0 | 160 | 11 | 11 | 11 | 0 | 0 | 0 | 0 | 0 | 0 | 0 | 0 |
| 0900 | 228 | 1 | 180 | 19 | 10 | 18 | 0 | 0 | 0 | 0 | 0 | 0 | 0 | 0 |
| 1000 | 125 | 2 | 101 | 11 | 5 | 6 | 0 | 0 | 0 | 0 | 0 | 0 | 0 | 0 |
| 1100 | 115 | 0 | 89 | 20 | 3 | 2 | 1 | 0 | 0 | 0 | 0 | 0 | 0 | 0 |
| 1200 | 111 | 0 | 93 | 16 | 2 | 0 | 0 | 0 | 0 | 0 | 0 | 0 | 0 | 0 |
| 1300 | 83 | 0 | 64 | 16 | 0 | 3 | 0 | 0 | 0 | 0 | 0 | 0 | 0 | 0 |
| 1400 | 60 | 0 | 48 | 10 | 0 | 2 | 0 | 0 | 0 | 0 | 0 | 0 | 0 | 0 |
| 1500 | 149 | 0 | 107 | 31 | 3 | 8 | 0 | 0 | 0 | 0 | 0 | 0 | 0 | 0 |
| 1600 | 129 | 0 | 88 | 21 | 7 | 13 | 0 | 0 | 0 | 0 | 0 | 0 | 0 | 0 |
| 1700 | 200 | 0 | 159 | 23 | 7 | 11 | 0 | 0 | 0 | 0 | 0 | 0 | 0 | 0 |
| 1800 | 110 | 0 | 82 | 19 | 2 | 7 | 0 | 0 | 0 | 0 | 0 | 0 | 0 | 0 |
| 1900 | 33 | 0 | 22 | 7 | 0 | 4 | 0 | 0 | 0 | 0 | 0 | 0 | 0 | 0 |
| 2000 | 32 | 0 | 29 | 3 | 0 | 0 | 0 | 0 | 0 | 0 | 0 | 0 | 0 | 0 |
| 2100 | 9 | 0 | 9 | 0 | 0 | 0 | 0 | 0 | 0 | 0 | 0 | 0 | 0 | 0 |
| 2200 | 8 | 0 | 6 | 2 | 0 | 0 | 0 | 0 | 0 | 0 | 0 | 0 | 0 | 0 |
| 2300 | 8 | 0 | 7 | 1 | 0 | 0 | 0 | 0 | 0 | 0 | 0 | 0 | 0 | 0 |
| 07-19 | 1604 | 3 | 1243 | 204 | 57 | 95 | 2 | 0 | 0 | 0 | 0 | 0 | 0 | 0 |
| 06-22 | 1748 | 3 | 1352 | 227 | 62 | 101 | 3 | 0 | 0 | 0 | 0 | 0 | 0 | 0 |
| 06-00 | 1764 | 3 | 1365 | 230 | 62 | 101 | 3 | 0 | 0 | 0 | 0 | 0 | 0 | 0 |
| 00-00 | 1881 | 4 | 1461 | 246 | 63 | 103 | 4 | 0 | 0 | 0 | 0 | 0 | 0 | 0 |

Peak step 9:00 (228) AM Peak step 9:00 (228) PM Peak step 17:00 (200)

*** Tuesday, February 13, 2024**

| Time | Total | Cls | Cls | Cls | Cls | Cls | Cls | Cls | Cls | Cls | Cls | Cls | Cls | Cls |
|--------------|-------------|-----------|-------------|------------|-----------|------------|----------|----------|----------|----------|----------|----------|----------|----------|
| <-- | | 1 | 2 | 3 | 4 | 5 | 6 | 7 | 8 | 9 | 10 | 11 | 12 | 13 |
| 0000 | 2 | 0 | 1 | 1 | 0 | 0 | 0 | 0 | 0 | 0 | 0 | 0 | 0 | 0 |
| 0100 | 3 | 0 | 2 | 1 | 0 | 0 | 0 | 0 | 0 | 0 | 0 | 0 | 0 | 0 |
| 0200 | 8 | 0 | 8 | 0 | 0 | 0 | 0 | 0 | 0 | 0 | 0 | 0 | 0 | 0 |
| 0300 | 14 | 0 | 11 | 1 | 1 | 0 | 0 | 1 | 0 | 0 | 0 | 0 | 0 | 0 |
| 0400 | 54 | 0 | 46 | 6 | 1 | 1 | 0 | 0 | 0 | 0 | 0 | 0 | 0 | 0 |
| 0500 | 63 | 0 | 48 | 11 | 0 | 3 | 1 | 0 | 0 | 0 | 0 | 0 | 0 | 0 |
| 0600 | 88 | 0 | 63 | 14 | 4 | 7 | 0 | 0 | 0 | 0 | 0 | 0 | 0 | 0 |
| 0700 | 161 | 0 | 124 | 13 | 12 | 11 | 1 | 0 | 0 | 0 | 0 | 0 | 0 | 0 |
| 0800 | 431 | 2 | 372 | 27 | 14 | 16 | 0 | 0 | 0 | 0 | 0 | 0 | 0 | 0 |
| 0900 | 534 | 2 | 461 | 32 | 20 | 18 | 0 | 0 | 1 | 0 | 0 | 0 | 0 | 0 |
| 1000 | 201 | 2 | 155 | 20 | 11 | 13 | 0 | 0 | 0 | 0 | 0 | 0 | 0 | 0 |
| 1100 | 105 | 0 | 91 | 11 | 2 | 1 | 0 | 0 | 0 | 0 | 0 | 0 | 0 | 0 |
| 1200 | 123 | 0 | 109 | 10 | 1 | 3 | 0 | 0 | 0 | 0 | 0 | 0 | 0 | 0 |
| 1300 | 108 | 0 | 85 | 16 | 2 | 5 | 0 | 0 | 0 | 0 | 0 | 0 | 0 | 0 |
| 1400 | 80 | 0 | 64 | 11 | 1 | 4 | 0 | 0 | 0 | 0 | 0 | 0 | 0 | 0 |
| 1500 | 121 | 0 | 94 | 17 | 2 | 8 | 0 | 0 | 0 | 0 | 0 | 0 | 0 | 0 |
| 1600 | 167 | 2 | 116 | 34 | 7 | 8 | 0 | 0 | 0 | 0 | 0 | 0 | 0 | 0 |
| 1700 | 189 | 1 | 150 | 21 | 7 | 10 | 0 | 0 | 0 | 0 | 0 | 0 | 0 | 0 |
| 1800 | 176 | 0 | 152 | 19 | 1 | 4 | 0 | 0 | 0 | 0 | 0 | 0 | 0 | 0 |
| 1900 | 66 | 2 | 50 | 6 | 4 | 4 | 0 | 0 | 0 | 0 | 0 | 0 | 0 | 0 |
| 2000 | 29 | 0 | 23 | 4 | 1 | 1 | 0 | 0 | 0 | 0 | 0 | 0 | 0 | 0 |
| 2100 | 15 | 1 | 14 | 0 | 0 | 0 | 0 | 0 | 0 | 0 | 0 | 0 | 0 | 0 |
| 2200 | 12 | 0 | 10 | 2 | 0 | 0 | 0 | 0 | 0 | 0 | 0 | 0 | 0 | 0 |
| 2300 | 4 | 0 | 4 | 0 | 0 | 0 | 0 | 0 | 0 | 0 | 0 | 0 | 0 | 0 |
| 07-19 | 2396 | 9 | 1973 | 231 | 80 | 101 | 1 | 0 | 1 | 0 | 0 | 0 | 0 | 0 |
| 06-22 | 2594 | 12 | 2123 | 255 | 89 | 113 | 1 | 0 | 1 | 0 | 0 | 0 | 0 | 0 |
| 06-00 | 2610 | 12 | 2137 | 257 | 89 | 113 | 1 | 0 | 1 | 0 | 0 | 0 | 0 | 0 |
| 00-00 | 2754 | 12 | 2253 | 277 | 91 | 117 | 2 | 1 | 1 | 0 | 0 | 0 | 0 | 0 |

Peak step 9:00 (534) AM Peak step 9:00 (534) PM Peak step 17:00 (189)

*** Wednesday, February 14, 2024**

| Time | Total | Cls | Cls | Cls | Cls | Cls | Cls | Cls | Cls | Cls | Cls | Cls | Cls | Cls |
|--------------|-------------|----------|-------------|------------|-----------|------------|----------|----------|----------|----------|----------|----------|----------|----------|
| <-- | | 1 | 2 | 3 | 4 | 5 | 6 | 7 | 8 | 9 | 10 | 11 | 12 | 13 |
| 0000 | 2 | 0 | 1 | 1 | 0 | 0 | 0 | 0 | 0 | 0 | 0 | 0 | 0 | 0 |
| 0100 | 5 | 0 | 2 | 3 | 0 | 0 | 0 | 0 | 0 | 0 | 0 | 0 | 0 | 0 |
| 0200 | 6 | 0 | 5 | 1 | 0 | 0 | 0 | 0 | 0 | 0 | 0 | 0 | 0 | 0 |
| 0300 | 15 | 0 | 13 | 0 | 0 | 1 | 1 | 0 | 0 | 0 | 0 | 0 | 0 | 0 |
| 0400 | 55 | 0 | 48 | 6 | 1 | 0 | 0 | 0 | 0 | 0 | 0 | 0 | 0 | 0 |
| 0500 | 58 | 0 | 43 | 13 | 1 | 1 | 0 | 0 | 0 | 0 | 0 | 0 | 0 | 0 |
| 0600 | 96 | 0 | 69 | 18 | 2 | 7 | 0 | 0 | 0 | 0 | 0 | 0 | 0 | 0 |
| 0700 | 167 | 1 | 122 | 15 | 15 | 14 | 0 | 0 | 0 | 0 | 0 | 0 | 0 | 0 |
| 0800 | 392 | 3 | 329 | 30 | 14 | 15 | 0 | 0 | 1 | 0 | 0 | 0 | 0 | 0 |
| 0900 | 467 | 1 | 388 | 37 | 21 | 19 | 0 | 0 | 1 | 0 | 0 | 0 | 0 | 0 |
| 1000 | 203 | 0 | 170 | 15 | 9 | 9 | 0 | 0 | 0 | 0 | 0 | 0 | 0 | 0 |
| 1100 | 125 | 1 | 105 | 14 | 3 | 2 | 0 | 0 | 0 | 0 | 0 | 0 | 0 | 0 |
| 1200 | 122 | 0 | 104 | 16 | 1 | 1 | 0 | 0 | 0 | 0 | 0 | 0 | 0 | 0 |
| 1300 | 103 | 0 | 84 | 14 | 0 | 4 | 0 | 0 | 1 | 0 | 0 | 0 | 0 | 0 |
| 1400 | 81 | 0 | 64 | 14 | 1 | 1 | 1 | 0 | 0 | 0 | 0 | 0 | 0 | 0 |
| 1500 | 160 | 0 | 121 | 27 | 2 | 9 | 0 | 0 | 0 | 0 | 0 | 0 | 0 | 1 |
| 1600 | 140 | 0 | 107 | 23 | 5 | 5 | 0 | 0 | 0 | 0 | 0 | 0 | 0 | 0 |
| 1700 | 176 | 0 | 135 | 24 | 5 | 12 | 0 | 0 | 0 | 0 | 0 | 0 | 0 | 0 |
| 1800 | 156 | 0 | 131 | 17 | 4 | 4 | 0 | 0 | 0 | 0 | 0 | 0 | 0 | 0 |
| 1900 | 52 | 0 | 34 | 8 | 3 | 6 | 1 | 0 | 0 | 0 | 0 | 0 | 0 | 0 |
| 2000 | 26 | 0 | 19 | 5 | 2 | 0 | 0 | 0 | 0 | 0 | 0 | 0 | 0 | 0 |
| 2100 | 14 | 0 | 12 | 2 | 0 | 0 | 0 | 0 | 0 | 0 | 0 | 0 | 0 | 0 |
| 2200 | 9 | 0 | 7 | 1 | 1 | 0 | 0 | 0 | 0 | 0 | 0 | 0 | 0 | 0 |
| 2300 | 8 | 0 | 7 | 1 | 0 | 0 | 0 | 0 | 0 | 0 | 0 | 0 | 0 | 0 |
| 07-19 | 2292 | 6 | 1860 | 246 | 80 | 95 | 1 | 0 | 3 | 0 | 0 | 0 | 0 | 1 |
| 06-22 | 2480 | 6 | 1994 | 279 | 87 | 108 | 2 | 0 | 3 | 0 | 0 | 0 | 0 | 1 |
| 06-00 | 2497 | 6 | 2008 | 281 | 88 | 108 | 2 | 0 | 3 | 0 | 0 | 0 | 0 | 1 |
| 00-00 | 2638 | 6 | 2120 | 305 | 90 | 110 | 3 | 0 | 3 | 0 | 0 | 0 | 0 | 1 |

Peak step 9:00 (467) AM Peak step 9:00 (467) PM Peak step 17:00 (176)

*** Thursday, February 15, 2024**

| Time | Total | Cls | Cls | Cls | Cls | Cls | Cls | Cls | Cls | Cls | Cls | Cls | Cls | Cls |
|--------------|-------------|----------|-------------|------------|-----------|------------|----------|----------|----------|----------|----------|----------|----------|----------|
| <-- | | 1 | 2 | 3 | 4 | 5 | 6 | 7 | 8 | 9 | 10 | 11 | 12 | 13 |
| 0000 | 3 | 0 | 2 | 1 | 0 | 0 | 0 | 0 | 0 | 0 | 0 | 0 | 0 | 0 |
| 0100 | 2 | 0 | 2 | 0 | 0 | 0 | 0 | 0 | 0 | 0 | 0 | 0 | 0 | 0 |
| 0200 | 7 | 0 | 7 | 0 | 0 | 0 | 0 | 0 | 0 | 0 | 0 | 0 | 0 | 0 |
| 0300 | 15 | 0 | 9 | 2 | 1 | 2 | 1 | 0 | 0 | 0 | 0 | 0 | 0 | 0 |
| 0400 | 48 | 0 | 42 | 6 | 0 | 0 | 0 | 0 | 0 | 0 | 0 | 0 | 0 | 0 |
| 0500 | 61 | 0 | 46 | 14 | 0 | 1 | 0 | 0 | 0 | 0 | 0 | 0 | 0 | 0 |
| 0600 | 86 | 1 | 61 | 16 | 3 | 4 | 1 | 0 | 0 | 0 | 0 | 0 | 0 | 0 |
| 0700 | 147 | 0 | 108 | 13 | 11 | 14 | 1 | 0 | 0 | 0 | 0 | 0 | 0 | 0 |
| 0800 | 397 | 1 | 338 | 21 | 21 | 16 | 0 | 0 | 0 | 0 | 0 | 0 | 0 | 0 |
| 0900 | 454 | 0 | 384 | 29 | 21 | 20 | 0 | 0 | 0 | 0 | 0 | 0 | 0 | 0 |
| 1000 | 198 | 2 | 160 | 17 | 11 | 8 | 0 | 0 | 0 | 0 | 0 | 0 | 0 | 0 |
| 1100 | 103 | 0 | 87 | 9 | 3 | 4 | 0 | 0 | 0 | 0 | 0 | 0 | 0 | 0 |
| 1200 | 112 | 0 | 94 | 15 | 0 | 1 | 2 | 0 | 0 | 0 | 0 | 0 | 0 | 0 |
| 1300 | 84 | 1 | 64 | 15 | 2 | 2 | 0 | 0 | 0 | 0 | 0 | 0 | 0 | 0 |
| 1400 | 85 | 0 | 66 | 15 | 3 | 1 | 0 | 0 | 0 | 0 | 0 | 0 | 0 | 0 |
| 1500 | 115 | 0 | 85 | 22 | 1 | 7 | 0 | 0 | 0 | 0 | 0 | 0 | 0 | 0 |
| 1600 | 153 | 0 | 116 | 25 | 5 | 7 | 0 | 0 | 0 | 0 | 0 | 0 | 0 | 0 |
| 1700 | 173 | 0 | 132 | 27 | 7 | 7 | 0 | 0 | 0 | 0 | 0 | 0 | 0 | 0 |
| 1800 | 136 | 1 | 109 | 18 | 3 | 5 | 0 | 0 | 0 | 0 | 0 | 0 | 0 | 0 |
| 1900 | 61 | 0 | 49 | 5 | 3 | 4 | 0 | 0 | 0 | 0 | 0 | 0 | 0 | 0 |
| 2000 | 30 | 1 | 24 | 4 | 1 | 0 | 0 | 0 | 0 | 0 | 0 | 0 | 0 | 0 |
| 2100 | 16 | 0 | 14 | 2 | 0 | 0 | 0 | 0 | 0 | 0 | 0 | 0 | 0 | 0 |
| 2200 | 14 | 1 | 12 | 1 | 0 | 0 | 0 | 0 | 0 | 0 | 0 | 0 | 0 | 0 |
| 2300 | 3 | 0 | 3 | 0 | 0 | 0 | 0 | 0 | 0 | 0 | 0 | 0 | 0 | 0 |
| 07-19 | 2157 | 5 | 1743 | 226 | 88 | 92 | 3 | 0 | 0 | 0 | 0 | 0 | 0 | 0 |
| 06-22 | 2350 | 7 | 1891 | 253 | 95 | 100 | 4 | 0 | 0 | 0 | 0 | 0 | 0 | 0 |
| 06-00 | 2367 | 8 | 1906 | 254 | 95 | 100 | 4 | 0 | 0 | 0 | 0 | 0 | 0 | 0 |
| 00-00 | 2503 | 8 | 2014 | 277 | 96 | 103 | 5 | 0 | 0 | 0 | 0 | 0 | 0 | 0 |

Peak step 9:00 (454) AM Peak step 9:00 (454) PM Peak step 17:00 (173)

*** Friday, February 16, 2024**

| Time | Total | Cls | Cls | Cls | Cls | Cls | Cls | Cls | Cls | Cls | Cls | Cls | Cls | Cls |
|--------------|-------------|----------|-------------|------------|-----------|-----------|----------|----------|----------|----------|----------|----------|----------|----------|
| <-- | | 1 | 2 | 3 | 4 | 5 | 6 | 7 | 8 | 9 | 10 | 11 | 12 | 13 |
| 0000 | 2 | 0 | 1 | 1 | 0 | 0 | 0 | 0 | 0 | 0 | 0 | 0 | 0 | 0 |
| 0100 | 2 | 0 | 2 | 0 | 0 | 0 | 0 | 0 | 0 | 0 | 0 | 0 | 0 | 0 |
| 0200 | 6 | 0 | 4 | 2 | 0 | 0 | 0 | 0 | 0 | 0 | 0 | 0 | 0 | 0 |
| 0300 | 8 | 0 | 6 | 0 | 0 | 1 | 0 | 1 | 0 | 0 | 0 | 0 | 0 | 0 |
| 0400 | 36 | 0 | 31 | 4 | 1 | 0 | 0 | 0 | 0 | 0 | 0 | 0 | 0 | 0 |
| 0500 | 51 | 0 | 36 | 13 | 0 | 2 | 0 | 0 | 0 | 0 | 0 | 0 | 0 | 0 |
| 0600 | 68 | 0 | 48 | 18 | 2 | 0 | 0 | 0 | 0 | 0 | 0 | 0 | 0 | 0 |
| 0700 | 83 | 0 | 52 | 9 | 9 | 12 | 1 | 0 | 0 | 0 | 0 | 0 | 0 | 0 |
| 0800 | 173 | 3 | 129 | 16 | 9 | 14 | 2 | 0 | 0 | 0 | 0 | 0 | 0 | 0 |
| 0900 | 148 | 0 | 106 | 21 | 6 | 15 | 0 | 0 | 0 | 0 | 0 | 0 | 0 | 0 |
| 1000 | 101 | 1 | 73 | 19 | 3 | 5 | 0 | 0 | 0 | 0 | 0 | 0 | 0 | 0 |
| 1100 | 102 | 0 | 81 | 19 | 0 | 2 | 0 | 0 | 0 | 0 | 0 | 0 | 0 | 0 |
| 1200 | 102 | 0 | 84 | 14 | 1 | 3 | 0 | 0 | 0 | 0 | 0 | 0 | 0 | 0 |
| 1300 | 53 | 0 | 45 | 4 | 1 | 3 | 0 | 0 | 0 | 0 | 0 | 0 | 0 | 0 |
| 1400 | 90 | 0 | 74 | 13 | 0 | 2 | 1 | 0 | 0 | 0 | 0 | 0 | 0 | 0 |
| 1500 | 102 | 0 | 82 | 13 | 1 | 6 | 0 | 0 | 0 | 0 | 0 | 0 | 0 | 0 |
| 1600 | 113 | 0 | 83 | 19 | 5 | 6 | 0 | 0 | 0 | 0 | 0 | 0 | 0 | 0 |
| 1700 | 172 | 0 | 141 | 21 | 3 | 7 | 0 | 0 | 0 | 0 | 0 | 0 | 0 | 0 |
| 1800 | 101 | 1 | 84 | 11 | 2 | 3 | 0 | 0 | 0 | 0 | 0 | 0 | 0 | 0 |
| 1900 | 35 | 0 | 25 | 6 | 1 | 3 | 0 | 0 | 0 | 0 | 0 | 0 | 0 | 0 |
| 2000 | 17 | 0 | 15 | 2 | 0 | 0 | 0 | 0 | 0 | 0 | 0 | 0 | 0 | 0 |
| 2100 | 11 | 0 | 11 | 0 | 0 | 0 | 0 | 0 | 0 | 0 | 0 | 0 | 0 | 0 |
| 2200 | 11 | 1 | 8 | 2 | 0 | 0 | 0 | 0 | 0 | 0 | 0 | 0 | 0 | 0 |
| 2300 | 8 | 0 | 8 | 0 | 0 | 0 | 0 | 0 | 0 | 0 | 0 | 0 | 0 | 0 |
| 07-19 | 1340 | 5 | 1034 | 179 | 40 | 78 | 4 | 0 | 0 | 0 | 0 | 0 | 0 | 0 |
| 06-22 | 1471 | 5 | 1133 | 205 | 43 | 81 | 4 | 0 | 0 | 0 | 0 | 0 | 0 | 0 |
| 06-00 | 1490 | 6 | 1149 | 207 | 43 | 81 | 4 | 0 | 0 | 0 | 0 | 0 | 0 | 0 |
| 00-00 | 1595 | 6 | 1229 | 227 | 44 | 84 | 4 | 1 | 0 | 0 | 0 | 0 | 0 | 0 |

Peak step 8:00 (173) AM Peak step 8:00 (173) PM Peak step 17:00 (172)

*** Saturday, February 17, 2024**

| Time | Total | Cls | Cls | Cls | Cls | Cls | Cls | Cls | Cls | Cls | Cls | Cls | Cls | Cls |
|--------------|------------|----------|------------|-----------|----------|----------|----------|----------|----------|----------|----------|----------|----------|----------|
| <-- | | 1 | 2 | 3 | 4 | 5 | 6 | 7 | 8 | 9 | 10 | 11 | 12 | 13 |
| 0000 | 3 | 0 | 3 | 0 | 0 | 0 | 0 | 0 | 0 | 0 | 0 | 0 | 0 | 0 |
| 0100 | 3 | 0 | 3 | 0 | 0 | 0 | 0 | 0 | 0 | 0 | 0 | 0 | 0 | 0 |
| 0200 | 4 | 0 | 3 | 1 | 0 | 0 | 0 | 0 | 0 | 0 | 0 | 0 | 0 | 0 |
| 0300 | 2 | 0 | 0 | 1 | 0 | 1 | 0 | 0 | 0 | 0 | 0 | 0 | 0 | 0 |
| 0400 | 15 | 0 | 15 | 0 | 0 | 0 | 0 | 0 | 0 | 0 | 0 | 0 | 0 | 0 |
| 0500 | 17 | 0 | 15 | 2 | 0 | 0 | 0 | 0 | 0 | 0 | 0 | 0 | 0 | 0 |
| 0600 | 10 | 0 | 8 | 2 | 0 | 0 | 0 | 0 | 0 | 0 | 0 | 0 | 0 | 0 |
| 0700 | 12 | 0 | 11 | 1 | 0 | 0 | 0 | 0 | 0 | 0 | 0 | 0 | 0 | 0 |
| 0800 | 12 | 0 | 9 | 3 | 0 | 0 | 0 | 0 | 0 | 0 | 0 | 0 | 0 | 0 |
| 0900 | 42 | 0 | 30 | 10 | 1 | 1 | 0 | 0 | 0 | 0 | 0 | 0 | 0 | 0 |
| 1000 | 28 | 0 | 24 | 4 | 0 | 0 | 0 | 0 | 0 | 0 | 0 | 0 | 0 | 0 |
| 1100 | 26 | 0 | 21 | 5 | 0 | 0 | 0 | 0 | 0 | 0 | 0 | 0 | 0 | 0 |
| 1200 | 25 | 0 | 22 | 3 | 0 | 0 | 0 | 0 | 0 | 0 | 0 | 0 | 0 | 0 |
| 1300 | 21 | 0 | 19 | 2 | 0 | 0 | 0 | 0 | 0 | 0 | 0 | 0 | 0 | 0 |
| 1400 | 27 | 0 | 25 | 2 | 0 | 0 | 0 | 0 | 0 | 0 | 0 | 0 | 0 | 0 |
| 1500 | 17 | 2 | 12 | 3 | 0 | 0 | 0 | 0 | 0 | 0 | 0 | 0 | 0 | 0 |
| 1600 | 25 | 0 | 25 | 0 | 0 | 0 | 0 | 0 | 0 | 0 | 0 | 0 | 0 | 0 |
| 1700 | 28 | 0 | 25 | 3 | 0 | 0 | 0 | 0 | 0 | 0 | 0 | 0 | 0 | 0 |
| 1800 | 19 | 0 | 17 | 2 | 0 | 0 | 0 | 0 | 0 | 0 | 0 | 0 | 0 | 0 |
| 1900 | 13 | 0 | 12 | 1 | 0 | 0 | 0 | 0 | 0 | 0 | 0 | 0 | 0 | 0 |
| 2000 | 10 | 0 | 8 | 2 | 0 | 0 | 0 | 0 | 0 | 0 | 0 | 0 | 0 | 0 |
| 2100 | 7 | 0 | 6 | 1 | 0 | 0 | 0 | 0 | 0 | 0 | 0 | 0 | 0 | 0 |
| 2200 | 7 | 0 | 7 | 0 | 0 | 0 | 0 | 0 | 0 | 0 | 0 | 0 | 0 | 0 |
| 2300 | 5 | 0 | 4 | 1 | 0 | 0 | 0 | 0 | 0 | 0 | 0 | 0 | 0 | 0 |
| 07-19 | 282 | 2 | 240 | 38 | 1 | 1 | 0 | 0 | 0 | 0 | 0 | 0 | 0 | 0 |
| 06-22 | 322 | 2 | 274 | 44 | 1 | 1 | 0 | 0 | 0 | 0 | 0 | 0 | 0 | 0 |
| 06-00 | 334 | 2 | 285 | 45 | 1 | 1 | 0 | 0 | 0 | 0 | 0 | 0 | 0 | 0 |
| 00-00 | 378 | 2 | 324 | 49 | 1 | 2 | 0 | 0 | 0 | 0 | 0 | 0 | 0 | 0 |

Peak step 9:00 (42) AM Peak step 9:00 (42) PM Peak step 17:00 (28)

Traffic Data Service -- San Jose, CA Class Report

CustomList-842 -- English (ENU)

Datasets:

Site: [2] BAYSHORE PKWY BT SAN ANTONIO RD AND GARCIA AVE
Data type: Axle sensors - Paired (Class/Speed/Count)

Profile:

Included classes: 1, 2, 3, 4, 5, 6, 7, 8, 9, 10, 11, 12, 13
Speed range: 0 - 100 mph.
Direction: West (bound), P = West, Lane = 0-16
Name: Default Profile
Scheme: Vehicle classification (Scheme F)
Units: Non metric (ft, mi, ft/s, mph, lb, ton)

Column Legend:

0 [Time] 24-hour time (0000 - 2359)
1 [Total] Number in time step
2 [Cls] Class totals

*** Sunday, January 21, 2024**

| Time | Total | Cls 1 | Cls 2 | Cls 3 | Cls 4 | Cls 5 | Cls 6 | Cls 7 | Cls 8 | Cls 9 | Cls 10 | Cls 11 | Cls 12 | Cls 13 |
|--------------|------------|----------|------------|-----------|----------|----------|----------|----------|----------|----------|----------|----------|----------|----------|
| <-- | | 1 | 2 | 3 | 4 | 5 | 6 | 7 | 8 | 9 | 10 | 11 | 12 | 13 |
| 0000 | 2 | 0 | 0 | 2 | 0 | 0 | 0 | 0 | 0 | 0 | 0 | 0 | 0 | 0 |
| 0100 | 0 | 0 | 0 | 0 | 0 | 0 | 0 | 0 | 0 | 0 | 0 | 0 | 0 | 0 |
| 0200 | 3 | 0 | 2 | 1 | 0 | 0 | 0 | 0 | 0 | 0 | 0 | 0 | 0 | 0 |
| 0300 | 0 | 0 | 0 | 0 | 0 | 0 | 0 | 0 | 0 | 0 | 0 | 0 | 0 | 0 |
| 0400 | 5 | 0 | 5 | 0 | 0 | 0 | 0 | 0 | 0 | 0 | 0 | 0 | 0 | 0 |
| 0500 | 1 | 0 | 1 | 0 | 0 | 0 | 0 | 0 | 0 | 0 | 0 | 0 | 0 | 0 |
| 0600 | 7 | 0 | 7 | 0 | 0 | 0 | 0 | 0 | 0 | 0 | 0 | 0 | 0 | 0 |
| 0700 | 1 | 0 | 1 | 0 | 0 | 0 | 0 | 0 | 0 | 0 | 0 | 0 | 0 | 0 |
| 0800 | 11 | 0 | 9 | 2 | 0 | 0 | 0 | 0 | 0 | 0 | 0 | 0 | 0 | 0 |
| 0900 | 17 | 0 | 12 | 5 | 0 | 0 | 0 | 0 | 0 | 0 | 0 | 0 | 0 | 0 |
| 1000 | 34 | 0 | 31 | 3 | 0 | 0 | 0 | 0 | 0 | 0 | 0 | 0 | 0 | 0 |
| 1100 | 61 | 0 | 58 | 3 | 0 | 0 | 0 | 0 | 0 | 0 | 0 | 0 | 0 | 0 |
| 1200 | 78 | 0 | 76 | 2 | 0 | 0 | 0 | 0 | 0 | 0 | 0 | 0 | 0 | 0 |
| 1300 | 41 | 1 | 35 | 5 | 0 | 0 | 0 | 0 | 0 | 0 | 0 | 0 | 0 | 0 |
| 1400 | 42 | 1 | 37 | 4 | 0 | 0 | 0 | 0 | 0 | 0 | 0 | 0 | 0 | 0 |
| 1500 | 30 | 1 | 28 | 1 | 0 | 0 | 0 | 0 | 0 | 0 | 0 | 0 | 0 | 0 |
| 1600 | 26 | 1 | 25 | 0 | 0 | 0 | 0 | 0 | 0 | 0 | 0 | 0 | 0 | 0 |
| 1700 | 39 | 0 | 34 | 5 | 0 | 0 | 0 | 0 | 0 | 0 | 0 | 0 | 0 | 0 |
| 1800 | 9 | 0 | 8 | 1 | 0 | 0 | 0 | 0 | 0 | 0 | 0 | 0 | 0 | 0 |
| 1900 | 11 | 0 | 9 | 2 | 0 | 0 | 0 | 0 | 0 | 0 | 0 | 0 | 0 | 0 |
| 2000 | 12 | 0 | 11 | 1 | 0 | 0 | 0 | 0 | 0 | 0 | 0 | 0 | 0 | 0 |
| 2100 | 5 | 0 | 4 | 1 | 0 | 0 | 0 | 0 | 0 | 0 | 0 | 0 | 0 | 0 |
| 2200 | 11 | 0 | 9 | 2 | 0 | 0 | 0 | 0 | 0 | 0 | 0 | 0 | 0 | 0 |
| 2300 | 1 | 0 | 1 | 0 | 0 | 0 | 0 | 0 | 0 | 0 | 0 | 0 | 0 | 0 |
| 07-19 | 389 | 4 | 354 | 31 | 0 | 0 | 0 | 0 | 0 | 0 | 0 | 0 | 0 | 0 |
| 06-22 | 424 | 4 | 385 | 35 | 0 | 0 | 0 | 0 | 0 | 0 | 0 | 0 | 0 | 0 |
| 06-00 | 436 | 4 | 395 | 37 | 0 | 0 | 0 | 0 | 0 | 0 | 0 | 0 | 0 | 0 |
| 00-00 | 447 | 4 | 403 | 40 | 0 | 0 | 0 | 0 | 0 | 0 | 0 | 0 | 0 | 0 |

Peak step 12:00 (78) AM Peak step 11:00 (61) PM Peak step 12:00 (78)

*** Monday, January 22, 2024**

| Time | Total | Cls | Cls | Cls | Cls | Cls | Cls | Cls | Cls | Cls | Cls | Cls | Cls | Cls |
|--------------|-------------|----------|------------|------------|------------|-----------|----------|----------|----------|----------|----------|----------|----------|----------|
| <-- | | 1 | 2 | 3 | 4 | 5 | 6 | 7 | 8 | 9 | 10 | 11 | 12 | 13 |
| 0000 | 1 | 0 | 1 | 0 | 0 | 0 | 0 | 0 | 0 | 0 | 0 | 0 | 0 | 0 |
| 0100 | 1 | 0 | 0 | 1 | 0 | 0 | 0 | 0 | 0 | 0 | 0 | 0 | 0 | 0 |
| 0200 | 4 | 0 | 2 | 1 | 0 | 0 | 1 | 0 | 0 | 0 | 0 | 0 | 0 | 0 |
| 0300 | 2 | 0 | 1 | 0 | 1 | 0 | 0 | 0 | 0 | 0 | 0 | 0 | 0 | 0 |
| 0400 | 5 | 0 | 3 | 1 | 0 | 1 | 0 | 0 | 0 | 0 | 0 | 0 | 0 | 0 |
| 0500 | 16 | 0 | 8 | 6 | 0 | 1 | 1 | 0 | 0 | 0 | 0 | 0 | 0 | 0 |
| 0600 | 14 | 0 | 9 | 4 | 1 | 0 | 0 | 0 | 0 | 0 | 0 | 0 | 0 | 0 |
| 0700 | 52 | 0 | 33 | 14 | 4 | 1 | 0 | 0 | 0 | 0 | 0 | 0 | 0 | 0 |
| 0800 | 48 | 1 | 31 | 10 | 4 | 2 | 0 | 0 | 0 | 0 | 0 | 0 | 0 | 0 |
| 0900 | 51 | 1 | 25 | 20 | 3 | 2 | 0 | 0 | 0 | 0 | 0 | 0 | 0 | 0 |
| 1000 | 44 | 0 | 28 | 16 | 0 | 0 | 0 | 0 | 0 | 0 | 0 | 0 | 0 | 0 |
| 1100 | 45 | 0 | 28 | 16 | 1 | 0 | 0 | 0 | 0 | 0 | 0 | 0 | 0 | 0 |
| 1200 | 76 | 2 | 64 | 10 | 0 | 0 | 0 | 0 | 0 | 0 | 0 | 0 | 0 | 0 |
| 1300 | 67 | 0 | 52 | 13 | 2 | 0 | 0 | 0 | 0 | 0 | 0 | 0 | 0 | 0 |
| 1400 | 96 | 1 | 75 | 13 | 6 | 1 | 0 | 0 | 0 | 0 | 0 | 0 | 0 | 0 |
| 1500 | 143 | 1 | 112 | 16 | 14 | 0 | 0 | 0 | 0 | 0 | 0 | 0 | 0 | 0 |
| 1600 | 188 | 0 | 134 | 27 | 26 | 1 | 0 | 0 | 0 | 0 | 0 | 0 | 0 | 0 |
| 1700 | 208 | 0 | 158 | 30 | 19 | 1 | 0 | 0 | 0 | 0 | 0 | 0 | 0 | 0 |
| 1800 | 92 | 0 | 70 | 8 | 13 | 1 | 0 | 0 | 0 | 0 | 0 | 0 | 0 | 0 |
| 1900 | 72 | 0 | 47 | 12 | 13 | 0 | 0 | 0 | 0 | 0 | 0 | 0 | 0 | 0 |
| 2000 | 49 | 0 | 36 | 6 | 7 | 0 | 0 | 0 | 0 | 0 | 0 | 0 | 0 | 0 |
| 2100 | 22 | 0 | 17 | 3 | 2 | 0 | 0 | 0 | 0 | 0 | 0 | 0 | 0 | 0 |
| 2200 | 13 | 0 | 11 | 1 | 1 | 0 | 0 | 0 | 0 | 0 | 0 | 0 | 0 | 0 |
| 2300 | 2 | 0 | 2 | 0 | 0 | 0 | 0 | 0 | 0 | 0 | 0 | 0 | 0 | 0 |
| 07-19 | 1110 | 6 | 810 | 193 | 92 | 9 | 0 | 0 | 0 | 0 | 0 | 0 | 0 | 0 |
| 06-22 | 1267 | 6 | 919 | 218 | 115 | 9 | 0 | 0 | 0 | 0 | 0 | 0 | 0 | 0 |
| 06-00 | 1282 | 6 | 932 | 219 | 116 | 9 | 0 | 0 | 0 | 0 | 0 | 0 | 0 | 0 |
| 00-00 | 1311 | 6 | 947 | 228 | 117 | 11 | 2 | 0 | 0 | 0 | 0 | 0 | 0 | 0 |

Peak step 17:00 (208) AM Peak step 7:00 (52) PM Peak step 17:00 (208)

*** Tuesday, January 23, 2024**

| Time | Total | Cls | Cls | Cls | Cls | Cls | Cls | Cls | Cls | Cls | Cls | Cls | Cls | Cls |
|--------------|-------------|----------|-------------|------------|------------|-----------|----------|----------|----------|----------|----------|----------|----------|----------|
| <-- | | 1 | 2 | 3 | 4 | 5 | 6 | 7 | 8 | 9 | 10 | 11 | 12 | 13 |
| 0000 | 3 | 0 | 3 | 0 | 0 | 0 | 0 | 0 | 0 | 0 | 0 | 0 | 0 | 0 |
| 0100 | 2 | 0 | 1 | 1 | 0 | 0 | 0 | 0 | 0 | 0 | 0 | 0 | 0 | 0 |
| 0200 | 7 | 0 | 6 | 1 | 0 | 0 | 0 | 0 | 0 | 0 | 0 | 0 | 0 | 0 |
| 0300 | 5 | 0 | 2 | 1 | 1 | 1 | 0 | 0 | 0 | 0 | 0 | 0 | 0 | 0 |
| 0400 | 5 | 0 | 3 | 2 | 0 | 0 | 0 | 0 | 0 | 0 | 0 | 0 | 0 | 0 |
| 0500 | 14 | 0 | 7 | 5 | 1 | 0 | 1 | 0 | 0 | 0 | 0 | 0 | 0 | 0 |
| 0600 | 23 | 0 | 16 | 6 | 1 | 0 | 0 | 0 | 0 | 0 | 0 | 0 | 0 | 0 |
| 0700 | 44 | 1 | 29 | 11 | 2 | 1 | 0 | 0 | 0 | 0 | 0 | 0 | 0 | 0 |
| 0800 | 60 | 1 | 36 | 15 | 6 | 2 | 0 | 0 | 0 | 0 | 0 | 0 | 0 | 0 |
| 0900 | 45 | 1 | 35 | 7 | 2 | 0 | 0 | 0 | 0 | 0 | 0 | 0 | 0 | 0 |
| 1000 | 53 | 0 | 32 | 17 | 3 | 1 | 0 | 0 | 0 | 0 | 0 | 0 | 0 | 0 |
| 1100 | 65 | 1 | 45 | 16 | 3 | 0 | 0 | 0 | 0 | 0 | 0 | 0 | 0 | 0 |
| 1200 | 71 | 0 | 59 | 12 | 0 | 0 | 0 | 0 | 0 | 0 | 0 | 0 | 0 | 0 |
| 1300 | 103 | 1 | 80 | 22 | 0 | 0 | 0 | 0 | 0 | 0 | 0 | 0 | 0 | 0 |
| 1400 | 112 | 0 | 87 | 19 | 5 | 1 | 0 | 0 | 0 | 0 | 0 | 0 | 0 | 0 |
| 1500 | 213 | 0 | 176 | 25 | 11 | 1 | 0 | 0 | 0 | 0 | 0 | 0 | 0 | 0 |
| 1600 | 325 | 0 | 266 | 31 | 25 | 1 | 1 | 0 | 1 | 0 | 0 | 0 | 0 | 0 |
| 1700 | 444 | 2 | 370 | 51 | 18 | 1 | 1 | 0 | 1 | 0 | 0 | 0 | 0 | 0 |
| 1800 | 180 | 2 | 144 | 18 | 14 | 2 | 0 | 0 | 0 | 0 | 0 | 0 | 0 | 0 |
| 1900 | 84 | 0 | 63 | 6 | 14 | 1 | 0 | 0 | 0 | 0 | 0 | 0 | 0 | 0 |
| 2000 | 50 | 0 | 38 | 4 | 8 | 0 | 0 | 0 | 0 | 0 | 0 | 0 | 0 | 0 |
| 2100 | 26 | 0 | 22 | 3 | 1 | 0 | 0 | 0 | 0 | 0 | 0 | 0 | 0 | 0 |
| 2200 | 13 | 0 | 12 | 0 | 1 | 0 | 0 | 0 | 0 | 0 | 0 | 0 | 0 | 0 |
| 2300 | 4 | 0 | 4 | 0 | 0 | 0 | 0 | 0 | 0 | 0 | 0 | 0 | 0 | 0 |
| 07-19 | 1715 | 9 | 1359 | 244 | 89 | 10 | 2 | 0 | 2 | 0 | 0 | 0 | 0 | 0 |
| 06-22 | 1898 | 9 | 1498 | 263 | 113 | 11 | 2 | 0 | 2 | 0 | 0 | 0 | 0 | 0 |
| 06-00 | 1915 | 9 | 1514 | 263 | 114 | 11 | 2 | 0 | 2 | 0 | 0 | 0 | 0 | 0 |
| 00-00 | 1951 | 9 | 1536 | 273 | 116 | 12 | 3 | 0 | 2 | 0 | 0 | 0 | 0 | 0 |

Peak step 17:00 (444) AM Peak step 11:00 (65) PM Peak step 17:00 (444)

*** Wednesday, January 24, 2024**

| Time | Total | Cls | Cls | Cls | Cls | Cls | Cls | Cls | Cls | Cls | Cls | Cls | Cls | Cls |
|--------------|-------------|-----------|-------------|------------|------------|-----------|----------|----------|----------|----------|----------|----------|----------|----------|
| <-- | | 1 | 2 | 3 | 4 | 5 | 6 | 7 | 8 | 9 | 10 | 11 | 12 | 13 |
| 0000 | 1 | 0 | 0 | 1 | 0 | 0 | 0 | 0 | 0 | 0 | 0 | 0 | 0 | 0 |
| 0100 | 1 | 0 | 1 | 0 | 0 | 0 | 0 | 0 | 0 | 0 | 0 | 0 | 0 | 0 |
| 0200 | 7 | 0 | 6 | 1 | 0 | 0 | 0 | 0 | 0 | 0 | 0 | 0 | 0 | 0 |
| 0300 | 2 | 0 | 2 | 0 | 0 | 0 | 0 | 0 | 0 | 0 | 0 | 0 | 0 | 0 |
| 0400 | 7 | 0 | 5 | 1 | 1 | 0 | 0 | 0 | 0 | 0 | 0 | 0 | 0 | 0 |
| 0500 | 17 | 0 | 7 | 9 | 0 | 0 | 1 | 0 | 0 | 0 | 0 | 0 | 0 | 0 |
| 0600 | 16 | 0 | 11 | 4 | 0 | 0 | 1 | 0 | 0 | 0 | 0 | 0 | 0 | 0 |
| 0700 | 60 | 1 | 39 | 10 | 6 | 4 | 0 | 0 | 0 | 0 | 0 | 0 | 0 | 0 |
| 0800 | 43 | 0 | 27 | 9 | 4 | 3 | 0 | 0 | 0 | 0 | 0 | 0 | 0 | 0 |
| 0900 | 46 | 1 | 31 | 10 | 4 | 0 | 0 | 0 | 0 | 0 | 0 | 0 | 0 | 0 |
| 1000 | 40 | 0 | 22 | 11 | 4 | 3 | 0 | 0 | 0 | 0 | 0 | 0 | 0 | 0 |
| 1100 | 46 | 1 | 31 | 11 | 3 | 0 | 0 | 0 | 0 | 0 | 0 | 0 | 0 | 0 |
| 1200 | 78 | 0 | 66 | 12 | 0 | 0 | 0 | 0 | 0 | 0 | 0 | 0 | 0 | 0 |
| 1300 | 94 | 1 | 73 | 20 | 0 | 0 | 0 | 0 | 0 | 0 | 0 | 0 | 0 | 0 |
| 1400 | 131 | 0 | 109 | 17 | 4 | 1 | 0 | 0 | 0 | 0 | 0 | 0 | 0 | 0 |
| 1500 | 197 | 0 | 158 | 27 | 11 | 1 | 0 | 0 | 0 | 0 | 0 | 0 | 0 | 0 |
| 1600 | 283 | 3 | 220 | 34 | 24 | 2 | 0 | 0 | 0 | 0 | 0 | 0 | 0 | 0 |
| 1700 | 438 | 2 | 372 | 47 | 16 | 1 | 0 | 0 | 0 | 0 | 0 | 0 | 0 | 0 |
| 1800 | 162 | 0 | 135 | 13 | 13 | 1 | 0 | 0 | 0 | 0 | 0 | 0 | 0 | 0 |
| 1900 | 99 | 0 | 72 | 14 | 12 | 1 | 0 | 0 | 0 | 0 | 0 | 0 | 0 | 0 |
| 2000 | 47 | 0 | 34 | 5 | 8 | 0 | 0 | 0 | 0 | 0 | 0 | 0 | 0 | 0 |
| 2100 | 28 | 0 | 23 | 3 | 2 | 0 | 0 | 0 | 0 | 0 | 0 | 0 | 0 | 0 |
| 2200 | 19 | 1 | 15 | 2 | 1 | 0 | 0 | 0 | 0 | 0 | 0 | 0 | 0 | 0 |
| 2300 | 6 | 0 | 6 | 0 | 0 | 0 | 0 | 0 | 0 | 0 | 0 | 0 | 0 | 0 |
| 07-19 | 1618 | 9 | 1283 | 221 | 89 | 16 | 0 | 0 | 0 | 0 | 0 | 0 | 0 | 0 |
| 06-22 | 1808 | 9 | 1423 | 247 | 111 | 17 | 1 | 0 | 0 | 0 | 0 | 0 | 0 | 0 |
| 06-00 | 1833 | 10 | 1444 | 249 | 112 | 17 | 1 | 0 | 0 | 0 | 0 | 0 | 0 | 0 |
| 00-00 | 1868 | 10 | 1465 | 261 | 113 | 17 | 2 | 0 | 0 | 0 | 0 | 0 | 0 | 0 |

Peak step 17:00 (438) AM Peak step 7:00 (60) PM Peak step 17:00 (438)

*** Thursday, January 25, 2024**

| Time | Total | Cls | Cls | Cls | Cls | Cls | Cls | Cls | Cls | Cls | Cls | Cls | Cls | Cls |
|--------------|-------------|-----------|-------------|------------|------------|-----------|----------|----------|----------|----------|----------|----------|----------|----------|
| <-- | | 1 | 2 | 3 | 4 | 5 | 6 | 7 | 8 | 9 | 10 | 11 | 12 | 13 |
| 0000 | 5 | 0 | 4 | 1 | 0 | 0 | 0 | 0 | 0 | 0 | 0 | 0 | 0 | 0 |
| 0100 | 2 | 0 | 1 | 1 | 0 | 0 | 0 | 0 | 0 | 0 | 0 | 0 | 0 | 0 |
| 0200 | 7 | 0 | 5 | 2 | 0 | 0 | 0 | 0 | 0 | 0 | 0 | 0 | 0 | 0 |
| 0300 | 3 | 1 | 0 | 1 | 1 | 0 | 0 | 0 | 0 | 0 | 0 | 0 | 0 | 0 |
| 0400 | 9 | 0 | 3 | 4 | 0 | 2 | 0 | 0 | 0 | 0 | 0 | 0 | 0 | 0 |
| 0500 | 9 | 0 | 5 | 3 | 0 | 0 | 1 | 0 | 0 | 0 | 0 | 0 | 0 | 0 |
| 0600 | 13 | 0 | 9 | 4 | 0 | 0 | 0 | 0 | 0 | 0 | 0 | 0 | 0 | 0 |
| 0700 | 39 | 0 | 26 | 5 | 7 | 1 | 0 | 0 | 0 | 0 | 0 | 0 | 0 | 0 |
| 0800 | 62 | 0 | 44 | 13 | 4 | 1 | 0 | 0 | 0 | 0 | 0 | 0 | 0 | 0 |
| 0900 | 56 | 1 | 38 | 11 | 4 | 2 | 0 | 0 | 0 | 0 | 0 | 0 | 0 | 0 |
| 1000 | 60 | 0 | 48 | 9 | 3 | 0 | 0 | 0 | 0 | 0 | 0 | 0 | 0 | 0 |
| 1100 | 64 | 1 | 52 | 9 | 2 | 0 | 0 | 0 | 0 | 0 | 0 | 0 | 0 | 0 |
| 1200 | 66 | 0 | 54 | 12 | 0 | 0 | 0 | 0 | 0 | 0 | 0 | 0 | 0 | 0 |
| 1300 | 107 | 2 | 77 | 25 | 2 | 1 | 0 | 0 | 0 | 0 | 0 | 0 | 0 | 0 |
| 1400 | 123 | 0 | 99 | 20 | 4 | 0 | 0 | 0 | 0 | 0 | 0 | 0 | 0 | 0 |
| 1500 | 223 | 1 | 190 | 20 | 12 | 0 | 0 | 0 | 0 | 0 | 0 | 0 | 0 | 0 |
| 1600 | 324 | 5 | 260 | 32 | 26 | 1 | 0 | 0 | 0 | 0 | 0 | 0 | 0 | 0 |
| 1700 | 449 | 3 | 376 | 52 | 16 | 2 | 0 | 0 | 0 | 0 | 0 | 0 | 0 | 0 |
| 1800 | 208 | 0 | 176 | 17 | 13 | 1 | 0 | 0 | 1 | 0 | 0 | 0 | 0 | 0 |
| 1900 | 121 | 3 | 91 | 15 | 12 | 0 | 0 | 0 | 0 | 0 | 0 | 0 | 0 | 0 |
| 2000 | 51 | 1 | 40 | 2 | 8 | 0 | 0 | 0 | 0 | 0 | 0 | 0 | 0 | 0 |
| 2100 | 16 | 0 | 12 | 2 | 2 | 0 | 0 | 0 | 0 | 0 | 0 | 0 | 0 | 0 |
| 2200 | 13 | 1 | 10 | 1 | 1 | 0 | 0 | 0 | 0 | 0 | 0 | 0 | 0 | 0 |
| 2300 | 9 | 1 | 6 | 1 | 0 | 0 | 1 | 0 | 0 | 0 | 0 | 0 | 0 | 0 |
| 07-19 | 1781 | 13 | 1440 | 225 | 93 | 9 | 0 | 0 | 1 | 0 | 0 | 0 | 0 | 0 |
| 06-22 | 1982 | 17 | 1592 | 248 | 115 | 9 | 0 | 0 | 1 | 0 | 0 | 0 | 0 | 0 |
| 06-00 | 2004 | 19 | 1608 | 250 | 116 | 9 | 1 | 0 | 1 | 0 | 0 | 0 | 0 | 0 |
| 00-00 | 2039 | 20 | 1626 | 262 | 117 | 11 | 2 | 0 | 1 | 0 | 0 | 0 | 0 | 0 |

Peak step 17:00 (449) AM Peak step 11:00 (64) PM Peak step 17:00 (449)

*** Friday, January 26, 2024**

| Time | Total | Cls | Cls | Cls | Cls | Cls | Cls | Cls | Cls | Cls | Cls | Cls | Cls | Cls |
|--------------|-------------|----------|------------|------------|-----------|----------|----------|----------|----------|----------|----------|----------|----------|----------|
| <-- | | 1 | 2 | 3 | 4 | 5 | 6 | 7 | 8 | 9 | 10 | 11 | 12 | 13 |
| 0000 | 2 | 0 | 2 | 0 | 0 | 0 | 0 | 0 | 0 | 0 | 0 | 0 | 0 | 0 |
| 0100 | 5 | 1 | 2 | 2 | 0 | 0 | 0 | 0 | 0 | 0 | 0 | 0 | 0 | 0 |
| 0200 | 8 | 0 | 7 | 1 | 0 | 0 | 0 | 0 | 0 | 0 | 0 | 0 | 0 | 0 |
| 0300 | 3 | 0 | 2 | 0 | 1 | 0 | 0 | 0 | 0 | 0 | 0 | 0 | 0 | 0 |
| 0400 | 4 | 0 | 2 | 1 | 1 | 0 | 0 | 0 | 0 | 0 | 0 | 0 | 0 | 0 |
| 0500 | 16 | 0 | 8 | 7 | 0 | 0 | 1 | 0 | 0 | 0 | 0 | 0 | 0 | 0 |
| 0600 | 19 | 0 | 14 | 5 | 0 | 0 | 0 | 0 | 0 | 0 | 0 | 0 | 0 | 0 |
| 0700 | 31 | 0 | 21 | 6 | 3 | 0 | 1 | 0 | 0 | 0 | 0 | 0 | 0 | 0 |
| 0800 | 49 | 0 | 36 | 10 | 1 | 2 | 0 | 0 | 0 | 0 | 0 | 0 | 0 | 0 |
| 0900 | 29 | 0 | 22 | 3 | 3 | 1 | 0 | 0 | 0 | 0 | 0 | 0 | 0 | 0 |
| 1000 | 44 | 0 | 32 | 10 | 2 | 0 | 0 | 0 | 0 | 0 | 0 | 0 | 0 | 0 |
| 1100 | 49 | 0 | 41 | 6 | 2 | 0 | 0 | 0 | 0 | 0 | 0 | 0 | 0 | 0 |
| 1200 | 64 | 0 | 50 | 14 | 0 | 0 | 0 | 0 | 0 | 0 | 0 | 0 | 0 | 0 |
| 1300 | 80 | 0 | 57 | 20 | 1 | 2 | 0 | 0 | 0 | 0 | 0 | 0 | 0 | 0 |
| 1400 | 115 | 1 | 94 | 17 | 3 | 0 | 0 | 0 | 0 | 0 | 0 | 0 | 0 | 0 |
| 1500 | 134 | 3 | 103 | 14 | 13 | 1 | 0 | 0 | 0 | 0 | 0 | 0 | 0 | 0 |
| 1600 | 142 | 1 | 110 | 12 | 16 | 1 | 0 | 0 | 1 | 1 | 0 | 0 | 0 | 0 |
| 1700 | 154 | 0 | 122 | 17 | 14 | 1 | 0 | 0 | 0 | 0 | 0 | 0 | 0 | 0 |
| 1800 | 66 | 2 | 50 | 10 | 3 | 0 | 1 | 0 | 0 | 0 | 0 | 0 | 0 | 0 |
| 1900 | 26 | 0 | 23 | 3 | 0 | 0 | 0 | 0 | 0 | 0 | 0 | 0 | 0 | 0 |
| 2000 | 18 | 1 | 15 | 2 | 0 | 0 | 0 | 0 | 0 | 0 | 0 | 0 | 0 | 0 |
| 2100 | 22 | 0 | 21 | 1 | 0 | 0 | 0 | 0 | 0 | 0 | 0 | 0 | 0 | 0 |
| 2200 | 38 | 0 | 35 | 3 | 0 | 0 | 0 | 0 | 0 | 0 | 0 | 0 | 0 | 0 |
| 2300 | 8 | 0 | 6 | 2 | 0 | 0 | 0 | 0 | 0 | 0 | 0 | 0 | 0 | 0 |
| 07-19 | 957 | 7 | 738 | 139 | 61 | 8 | 2 | 0 | 1 | 1 | 0 | 0 | 0 | 0 |
| 06-22 | 1042 | 8 | 811 | 150 | 61 | 8 | 2 | 0 | 1 | 1 | 0 | 0 | 0 | 0 |
| 06-00 | 1088 | 8 | 852 | 155 | 61 | 8 | 2 | 0 | 1 | 1 | 0 | 0 | 0 | 0 |
| 00-00 | 1126 | 9 | 875 | 166 | 63 | 8 | 3 | 0 | 1 | 1 | 0 | 0 | 0 | 0 |

Peak step 17:00 (154) AM Peak step 8:00 (49) PM Peak step 17:00 (154)

*** Saturday, January 27, 2024**

| Time | Total | Cls | Cls | Cls | Cls | Cls | Cls | Cls | Cls | Cls | Cls | Cls | Cls | Cls |
|--------------|------------|-----------|------------|-----------|----------|----------|----------|----------|----------|----------|----------|----------|----------|----------|
| <-- | | 1 | 2 | 3 | 4 | 5 | 6 | 7 | 8 | 9 | 10 | 11 | 12 | 13 |
| 0000 | 2 | 0 | 1 | 1 | 0 | 0 | 0 | 0 | 0 | 0 | 0 | 0 | 0 | 0 |
| 0100 | 5 | 0 | 4 | 1 | 0 | 0 | 0 | 0 | 0 | 0 | 0 | 0 | 0 | 0 |
| 0200 | 3 | 0 | 2 | 1 | 0 | 0 | 0 | 0 | 0 | 0 | 0 | 0 | 0 | 0 |
| 0300 | 1 | 0 | 1 | 0 | 0 | 0 | 0 | 0 | 0 | 0 | 0 | 0 | 0 | 0 |
| 0400 | 1 | 0 | 0 | 0 | 1 | 0 | 0 | 0 | 0 | 0 | 0 | 0 | 0 | 0 |
| 0500 | 1 | 0 | 1 | 0 | 0 | 0 | 0 | 0 | 0 | 0 | 0 | 0 | 0 | 0 |
| 0600 | 3 | 0 | 3 | 0 | 0 | 0 | 0 | 0 | 0 | 0 | 0 | 0 | 0 | 0 |
| 0700 | 1 | 0 | 0 | 1 | 0 | 0 | 0 | 0 | 0 | 0 | 0 | 0 | 0 | 0 |
| 0800 | 13 | 0 | 11 | 2 | 0 | 0 | 0 | 0 | 0 | 0 | 0 | 0 | 0 | 0 |
| 0900 | 11 | 2 | 9 | 0 | 0 | 0 | 0 | 0 | 0 | 0 | 0 | 0 | 0 | 0 |
| 1000 | 28 | 1 | 24 | 3 | 0 | 0 | 0 | 0 | 0 | 0 | 0 | 0 | 0 | 0 |
| 1100 | 29 | 1 | 27 | 1 | 0 | 0 | 0 | 0 | 0 | 0 | 0 | 0 | 0 | 0 |
| 1200 | 53 | 1 | 47 | 4 | 0 | 1 | 0 | 0 | 0 | 0 | 0 | 0 | 0 | 0 |
| 1300 | 70 | 1 | 64 | 5 | 0 | 0 | 0 | 0 | 0 | 0 | 0 | 0 | 0 | 0 |
| 1400 | 45 | 1 | 37 | 7 | 0 | 0 | 0 | 0 | 0 | 0 | 0 | 0 | 0 | 0 |
| 1500 | 35 | 1 | 31 | 2 | 0 | 0 | 1 | 0 | 0 | 0 | 0 | 0 | 0 | 0 |
| 1600 | 26 | 1 | 19 | 6 | 0 | 0 | 0 | 0 | 0 | 0 | 0 | 0 | 0 | 0 |
| 1700 | 22 | 0 | 18 | 4 | 0 | 0 | 0 | 0 | 0 | 0 | 0 | 0 | 0 | 0 |
| 1800 | 20 | 2 | 14 | 2 | 0 | 0 | 2 | 0 | 0 | 0 | 0 | 0 | 0 | 0 |
| 1900 | 14 | 1 | 11 | 2 | 0 | 0 | 0 | 0 | 0 | 0 | 0 | 0 | 0 | 0 |
| 2000 | 12 | 1 | 9 | 2 | 0 | 0 | 0 | 0 | 0 | 0 | 0 | 0 | 0 | 0 |
| 2100 | 24 | 0 | 24 | 0 | 0 | 0 | 0 | 0 | 0 | 0 | 0 | 0 | 0 | 0 |
| 2200 | 7 | 1 | 5 | 1 | 0 | 0 | 0 | 0 | 0 | 0 | 0 | 0 | 0 | 0 |
| 2300 | 4 | 0 | 4 | 0 | 0 | 0 | 0 | 0 | 0 | 0 | 0 | 0 | 0 | 0 |
| 07-19 | 353 | 11 | 301 | 37 | 0 | 1 | 3 | 0 | 0 | 0 | 0 | 0 | 0 | 0 |
| 06-22 | 406 | 13 | 348 | 41 | 0 | 1 | 3 | 0 | 0 | 0 | 0 | 0 | 0 | 0 |
| 06-00 | 417 | 14 | 357 | 42 | 0 | 1 | 3 | 0 | 0 | 0 | 0 | 0 | 0 | 0 |
| 00-00 | 430 | 14 | 366 | 45 | 1 | 1 | 3 | 0 | 0 | 0 | 0 | 0 | 0 | 0 |

Peak step 13:00 (70) AM Peak step 11:00 (29) PM Peak step 13:00 (70)

*** Sunday, January 28, 2024**

| Time | Total | Cls | Cls | Cls | Cls | Cls | Cls | Cls | Cls | Cls | Cls | Cls | Cls | Cls |
|--------------|------------|----------|------------|-----------|----------|----------|----------|----------|----------|----------|----------|----------|----------|----------|
| <-- | | 1 | 2 | 3 | 4 | 5 | 6 | 7 | 8 | 9 | 10 | 11 | 12 | 13 |
| 0000 | 3 | 0 | 3 | 0 | 0 | 0 | 0 | 0 | 0 | 0 | 0 | 0 | 0 | 0 |
| 0100 | 2 | 0 | 1 | 1 | 0 | 0 | 0 | 0 | 0 | 0 | 0 | 0 | 0 | 0 |
| 0200 | 0 | 0 | 0 | 0 | 0 | 0 | 0 | 0 | 0 | 0 | 0 | 0 | 0 | 0 |
| 0300 | 0 | 0 | 0 | 0 | 0 | 0 | 0 | 0 | 0 | 0 | 0 | 0 | 0 | 0 |
| 0400 | 4 | 0 | 4 | 0 | 0 | 0 | 0 | 0 | 0 | 0 | 0 | 0 | 0 | 0 |
| 0500 | 2 | 0 | 1 | 1 | 0 | 0 | 0 | 0 | 0 | 0 | 0 | 0 | 0 | 0 |
| 0600 | 6 | 0 | 6 | 0 | 0 | 0 | 0 | 0 | 0 | 0 | 0 | 0 | 0 | 0 |
| 0700 | 5 | 0 | 5 | 0 | 0 | 0 | 0 | 0 | 0 | 0 | 0 | 0 | 0 | 0 |
| 0800 | 5 | 0 | 3 | 2 | 0 | 0 | 0 | 0 | 0 | 0 | 0 | 0 | 0 | 0 |
| 0900 | 25 | 0 | 24 | 1 | 0 | 0 | 0 | 0 | 0 | 0 | 0 | 0 | 0 | 0 |
| 1000 | 36 | 0 | 33 | 3 | 0 | 0 | 0 | 0 | 0 | 0 | 0 | 0 | 0 | 0 |
| 1100 | 65 | 0 | 62 | 3 | 0 | 0 | 0 | 0 | 0 | 0 | 0 | 0 | 0 | 0 |
| 1200 | 76 | 2 | 70 | 4 | 0 | 0 | 0 | 0 | 0 | 0 | 0 | 0 | 0 | 0 |
| 1300 | 53 | 1 | 49 | 3 | 0 | 0 | 0 | 0 | 0 | 0 | 0 | 0 | 0 | 0 |
| 1400 | 36 | 0 | 34 | 2 | 0 | 0 | 0 | 0 | 0 | 0 | 0 | 0 | 0 | 0 |
| 1500 | 25 | 1 | 21 | 3 | 0 | 0 | 0 | 0 | 0 | 0 | 0 | 0 | 0 | 0 |
| 1600 | 25 | 2 | 22 | 1 | 0 | 0 | 0 | 0 | 0 | 0 | 0 | 0 | 0 | 0 |
| 1700 | 27 | 0 | 21 | 6 | 0 | 0 | 0 | 0 | 0 | 0 | 0 | 0 | 0 | 0 |
| 1800 | 20 | 0 | 20 | 0 | 0 | 0 | 0 | 0 | 0 | 0 | 0 | 0 | 0 | 0 |
| 1900 | 12 | 0 | 11 | 1 | 0 | 0 | 0 | 0 | 0 | 0 | 0 | 0 | 0 | 0 |
| 2000 | 25 | 0 | 22 | 3 | 0 | 0 | 0 | 0 | 0 | 0 | 0 | 0 | 0 | 0 |
| 2100 | 12 | 0 | 12 | 0 | 0 | 0 | 0 | 0 | 0 | 0 | 0 | 0 | 0 | 0 |
| 2200 | 10 | 0 | 8 | 2 | 0 | 0 | 0 | 0 | 0 | 0 | 0 | 0 | 0 | 0 |
| 2300 | 3 | 0 | 3 | 0 | 0 | 0 | 0 | 0 | 0 | 0 | 0 | 0 | 0 | 0 |
| 07-19 | 398 | 6 | 364 | 28 | 0 | 0 | 0 | 0 | 0 | 0 | 0 | 0 | 0 | 0 |
| 06-22 | 453 | 6 | 415 | 32 | 0 | 0 | 0 | 0 | 0 | 0 | 0 | 0 | 0 | 0 |
| 06-00 | 466 | 6 | 426 | 34 | 0 | 0 | 0 | 0 | 0 | 0 | 0 | 0 | 0 | 0 |
| 00-00 | 477 | 6 | 435 | 36 | 0 | 0 | 0 | 0 | 0 | 0 | 0 | 0 | 0 | 0 |

Peak step 12:00 (76) AM Peak step 11:00 (65) PM Peak step 12:00 (76)

*** Monday, January 29, 2024**

| Time | Total | Cls | Cls | Cls | Cls | Cls | Cls | Cls | Cls | Cls | Cls | Cls | Cls | Cls |
|--------------|-------------|-----------|-------------|------------|------------|----------|----------|----------|----------|----------|----------|----------|----------|----------|
| <-- | | 1 | 2 | 3 | 4 | 5 | 6 | 7 | 8 | 9 | 10 | 11 | 12 | 13 |
| 0000 | 3 | 0 | 2 | 1 | 0 | 0 | 0 | 0 | 0 | 0 | 0 | 0 | 0 | 0 |
| 0100 | 1 | 0 | 1 | 0 | 0 | 0 | 0 | 0 | 0 | 0 | 0 | 0 | 0 | 0 |
| 0200 | 3 | 0 | 1 | 2 | 0 | 0 | 0 | 0 | 0 | 0 | 0 | 0 | 0 | 0 |
| 0300 | 1 | 0 | 1 | 0 | 0 | 0 | 0 | 0 | 0 | 0 | 0 | 0 | 0 | 0 |
| 0400 | 8 | 0 | 5 | 2 | 1 | 0 | 0 | 0 | 0 | 0 | 0 | 0 | 0 | 0 |
| 0500 | 12 | 0 | 5 | 6 | 0 | 0 | 1 | 0 | 0 | 0 | 0 | 0 | 0 | 0 |
| 0600 | 20 | 0 | 10 | 8 | 2 | 0 | 0 | 0 | 0 | 0 | 0 | 0 | 0 | 0 |
| 0700 | 42 | 0 | 27 | 8 | 6 | 1 | 0 | 0 | 0 | 0 | 0 | 0 | 0 | 0 |
| 0800 | 47 | 2 | 33 | 9 | 2 | 1 | 0 | 0 | 0 | 0 | 0 | 0 | 0 | 0 |
| 0900 | 58 | 0 | 34 | 17 | 5 | 2 | 0 | 0 | 0 | 0 | 0 | 0 | 0 | 0 |
| 1000 | 43 | 0 | 31 | 10 | 1 | 1 | 0 | 0 | 0 | 0 | 0 | 0 | 0 | 0 |
| 1100 | 60 | 2 | 41 | 15 | 2 | 0 | 0 | 0 | 0 | 0 | 0 | 0 | 0 | 0 |
| 1200 | 79 | 2 | 61 | 15 | 0 | 0 | 1 | 0 | 0 | 0 | 0 | 0 | 0 | 0 |
| 1300 | 92 | 1 | 75 | 14 | 1 | 1 | 0 | 0 | 0 | 0 | 0 | 0 | 0 | 0 |
| 1400 | 102 | 1 | 84 | 12 | 4 | 1 | 0 | 0 | 0 | 0 | 0 | 0 | 0 | 0 |
| 1500 | 144 | 2 | 104 | 24 | 13 | 0 | 1 | 0 | 0 | 0 | 0 | 0 | 0 | 0 |
| 1600 | 203 | 0 | 144 | 33 | 24 | 1 | 0 | 0 | 1 | 0 | 0 | 0 | 0 | 0 |
| 1700 | 246 | 1 | 191 | 37 | 17 | 0 | 0 | 0 | 0 | 0 | 0 | 0 | 0 | 0 |
| 1800 | 97 | 1 | 70 | 13 | 12 | 0 | 1 | 0 | 0 | 0 | 0 | 0 | 0 | 0 |
| 1900 | 81 | 1 | 52 | 14 | 13 | 1 | 0 | 0 | 0 | 0 | 0 | 0 | 0 | 0 |
| 2000 | 41 | 0 | 26 | 8 | 7 | 0 | 0 | 0 | 0 | 0 | 0 | 0 | 0 | 0 |
| 2100 | 17 | 0 | 15 | 0 | 2 | 0 | 0 | 0 | 0 | 0 | 0 | 0 | 0 | 0 |
| 2200 | 14 | 1 | 10 | 2 | 1 | 0 | 0 | 0 | 0 | 0 | 0 | 0 | 0 | 0 |
| 2300 | 1 | 0 | 0 | 1 | 0 | 0 | 0 | 0 | 0 | 0 | 0 | 0 | 0 | 0 |
| 07-19 | 1213 | 12 | 895 | 207 | 87 | 8 | 3 | 0 | 1 | 0 | 0 | 0 | 0 | 0 |
| 06-22 | 1372 | 13 | 998 | 237 | 111 | 9 | 3 | 0 | 1 | 0 | 0 | 0 | 0 | 0 |
| 06-00 | 1387 | 14 | 1008 | 240 | 112 | 9 | 3 | 0 | 1 | 0 | 0 | 0 | 0 | 0 |
| 00-00 | 1415 | 14 | 1023 | 251 | 113 | 9 | 4 | 0 | 1 | 0 | 0 | 0 | 0 | 0 |

Peak step 17:00 (246) AM Peak step 11:00 (60) PM Peak step 17:00 (246)

*** Tuesday, January 30, 2024**

| Time | Total | Cls | Cls | Cls | Cls | Cls | Cls | Cls | Cls | Cls | Cls | Cls | Cls | Cls |
|--------------|-------------|-----------|-------------|------------|------------|-----------|----------|----------|----------|----------|----------|----------|----------|----------|
| <-- | | 1 | 2 | 3 | 4 | 5 | 6 | 7 | 8 | 9 | 10 | 11 | 12 | 13 |
| 0000 | 3 | 0 | 3 | 0 | 0 | 0 | 0 | 0 | 0 | 0 | 0 | 0 | 0 | 0 |
| 0100 | 2 | 0 | 1 | 1 | 0 | 0 | 0 | 0 | 0 | 0 | 0 | 0 | 0 | 0 |
| 0200 | 6 | 0 | 3 | 3 | 0 | 0 | 0 | 0 | 0 | 0 | 0 | 0 | 0 | 0 |
| 0300 | 4 | 0 | 1 | 2 | 1 | 0 | 0 | 0 | 0 | 0 | 0 | 0 | 0 | 0 |
| 0400 | 7 | 0 | 5 | 1 | 0 | 1 | 0 | 0 | 0 | 0 | 0 | 0 | 0 | 0 |
| 0500 | 16 | 0 | 7 | 8 | 0 | 0 | 1 | 0 | 0 | 0 | 0 | 0 | 0 | 0 |
| 0600 | 22 | 0 | 15 | 7 | 0 | 0 | 0 | 0 | 0 | 0 | 0 | 0 | 0 | 0 |
| 0700 | 46 | 1 | 29 | 11 | 4 | 1 | 0 | 0 | 0 | 0 | 0 | 0 | 0 | 0 |
| 0800 | 82 | 2 | 60 | 13 | 5 | 1 | 1 | 0 | 0 | 0 | 0 | 0 | 0 | 0 |
| 0900 | 58 | 1 | 45 | 9 | 3 | 0 | 0 | 0 | 0 | 0 | 0 | 0 | 0 | 0 |
| 1000 | 46 | 0 | 26 | 14 | 3 | 3 | 0 | 0 | 0 | 0 | 0 | 0 | 0 | 0 |
| 1100 | 48 | 0 | 39 | 6 | 3 | 0 | 0 | 0 | 0 | 0 | 0 | 0 | 0 | 0 |
| 1200 | 94 | 1 | 72 | 20 | 1 | 0 | 0 | 0 | 0 | 0 | 0 | 0 | 0 | 0 |
| 1300 | 114 | 2 | 97 | 13 | 0 | 1 | 0 | 0 | 1 | 0 | 0 | 0 | 0 | 0 |
| 1400 | 109 | 0 | 86 | 18 | 4 | 1 | 0 | 0 | 0 | 0 | 0 | 0 | 0 | 0 |
| 1500 | 197 | 5 | 156 | 24 | 12 | 0 | 0 | 0 | 0 | 0 | 0 | 0 | 0 | 0 |
| 1600 | 327 | 5 | 265 | 32 | 23 | 1 | 0 | 0 | 1 | 0 | 0 | 0 | 0 | 0 |
| 1700 | 421 | 5 | 350 | 45 | 19 | 2 | 0 | 0 | 0 | 0 | 0 | 0 | 0 | 0 |
| 1800 | 193 | 3 | 160 | 14 | 14 | 2 | 0 | 0 | 0 | 0 | 0 | 0 | 0 | 0 |
| 1900 | 93 | 1 | 69 | 9 | 13 | 1 | 0 | 0 | 0 | 0 | 0 | 0 | 0 | 0 |
| 2000 | 40 | 0 | 31 | 2 | 7 | 0 | 0 | 0 | 0 | 0 | 0 | 0 | 0 | 0 |
| 2100 | 22 | 1 | 17 | 2 | 1 | 0 | 1 | 0 | 0 | 0 | 0 | 0 | 0 | 0 |
| 2200 | 20 | 0 | 15 | 4 | 1 | 0 | 0 | 0 | 0 | 0 | 0 | 0 | 0 | 0 |
| 2300 | 5 | 1 | 4 | 0 | 0 | 0 | 0 | 0 | 0 | 0 | 0 | 0 | 0 | 0 |
| 07-19 | 1735 | 25 | 1385 | 219 | 91 | 12 | 1 | 0 | 2 | 0 | 0 | 0 | 0 | 0 |
| 06-22 | 1912 | 27 | 1517 | 239 | 112 | 13 | 2 | 0 | 2 | 0 | 0 | 0 | 0 | 0 |
| 06-00 | 1937 | 28 | 1536 | 243 | 113 | 13 | 2 | 0 | 2 | 0 | 0 | 0 | 0 | 0 |
| 00-00 | 1975 | 28 | 1556 | 258 | 114 | 14 | 3 | 0 | 2 | 0 | 0 | 0 | 0 | 0 |

Peak step 17:00 (421) AM Peak step 8:00 (82) PM Peak step 17:00 (421)

*** Wednesday, January 31, 2024**

| Time | Total | Cls | Cls | Cls | Cls | Cls | Cls | Cls | Cls | Cls | Cls | Cls | Cls | Cls |
|--------------|-------------|----------|-------------|------------|------------|-----------|----------|----------|----------|----------|----------|----------|----------|----------|
| <-- | | 1 | 2 | 3 | 4 | 5 | 6 | 7 | 8 | 9 | 10 | 11 | 12 | 13 |
| 0000 | 5 | 0 | 5 | 0 | 0 | 0 | 0 | 0 | 0 | 0 | 0 | 0 | 0 | 0 |
| 0100 | 3 | 0 | 2 | 1 | 0 | 0 | 0 | 0 | 0 | 0 | 0 | 0 | 0 | 0 |
| 0200 | 7 | 0 | 6 | 1 | 0 | 0 | 0 | 0 | 0 | 0 | 0 | 0 | 0 | 0 |
| 0300 | 4 | 0 | 1 | 2 | 0 | 0 | 1 | 0 | 0 | 0 | 0 | 0 | 0 | 0 |
| 0400 | 11 | 0 | 8 | 2 | 1 | 0 | 0 | 0 | 0 | 0 | 0 | 0 | 0 | 0 |
| 0500 | 20 | 0 | 10 | 9 | 0 | 0 | 1 | 0 | 0 | 0 | 0 | 0 | 0 | 0 |
| 0600 | 24 | 0 | 15 | 7 | 2 | 0 | 0 | 0 | 0 | 0 | 0 | 0 | 0 | 0 |
| 0700 | 36 | 1 | 25 | 5 | 4 | 1 | 0 | 0 | 0 | 0 | 0 | 0 | 0 | 0 |
| 0800 | 66 | 0 | 53 | 7 | 4 | 1 | 1 | 0 | 0 | 0 | 0 | 0 | 0 | 0 |
| 0900 | 56 | 1 | 40 | 8 | 4 | 3 | 0 | 0 | 0 | 0 | 0 | 0 | 0 | 0 |
| 1000 | 52 | 0 | 45 | 2 | 5 | 0 | 0 | 0 | 0 | 0 | 0 | 0 | 0 | 0 |
| 1100 | 69 | 1 | 51 | 15 | 2 | 0 | 0 | 0 | 0 | 0 | 0 | 0 | 0 | 0 |
| 1200 | 84 | 0 | 71 | 13 | 0 | 0 | 0 | 0 | 0 | 0 | 0 | 0 | 0 | 0 |
| 1300 | 98 | 0 | 80 | 18 | 0 | 0 | 0 | 0 | 0 | 0 | 0 | 0 | 0 | 0 |
| 1400 | 146 | 0 | 122 | 19 | 5 | 0 | 0 | 0 | 0 | 0 | 0 | 0 | 0 | 0 |
| 1500 | 207 | 2 | 167 | 30 | 8 | 0 | 0 | 0 | 0 | 0 | 0 | 0 | 0 | 0 |
| 1600 | 288 | 1 | 242 | 21 | 24 | 0 | 0 | 0 | 0 | 0 | 0 | 0 | 0 | 0 |
| 1700 | 347 | 0 | 284 | 43 | 17 | 3 | 0 | 0 | 0 | 0 | 0 | 0 | 0 | 0 |
| 1800 | 137 | 0 | 110 | 12 | 14 | 1 | 0 | 0 | 0 | 0 | 0 | 0 | 0 | 0 |
| 1900 | 61 | 0 | 44 | 5 | 11 | 1 | 0 | 0 | 0 | 0 | 0 | 0 | 0 | 0 |
| 2000 | 50 | 0 | 35 | 5 | 10 | 0 | 0 | 0 | 0 | 0 | 0 | 0 | 0 | 0 |
| 2100 | 16 | 0 | 14 | 1 | 1 | 0 | 0 | 0 | 0 | 0 | 0 | 0 | 0 | 0 |
| 2200 | 17 | 0 | 16 | 1 | 0 | 0 | 0 | 0 | 0 | 0 | 0 | 0 | 0 | 0 |
| 2300 | 7 | 0 | 4 | 3 | 0 | 0 | 0 | 0 | 0 | 0 | 0 | 0 | 0 | 0 |
| 07-19 | 1586 | 6 | 1290 | 193 | 87 | 9 | 1 | 0 | 0 | 0 | 0 | 0 | 0 | 0 |
| 06-22 | 1737 | 6 | 1398 | 211 | 111 | 10 | 1 | 0 | 0 | 0 | 0 | 0 | 0 | 0 |
| 06-00 | 1761 | 6 | 1418 | 215 | 111 | 10 | 1 | 0 | 0 | 0 | 0 | 0 | 0 | 0 |
| 00-00 | 1811 | 6 | 1450 | 230 | 112 | 10 | 3 | 0 | 0 | 0 | 0 | 0 | 0 | 0 |

Peak step 17:00 (347) AM Peak step 11:00 (69) PM Peak step 17:00 (347)

*** Thursday, February 1, 2024**

| Time | Total | Cls | Cls | Cls | Cls | Cls | Cls | Cls | Cls | Cls | Cls | Cls | Cls | Cls |
|--------------|-------------|----------|-------------|------------|------------|-----------|----------|----------|----------|----------|----------|----------|----------|----------|
| <-- | | 1 | 2 | 3 | 4 | 5 | 6 | 7 | 8 | 9 | 10 | 11 | 12 | 13 |
| 0000 | 2 | 0 | 2 | 0 | 0 | 0 | 0 | 0 | 0 | 0 | 0 | 0 | 0 | 0 |
| 0100 | 2 | 0 | 2 | 0 | 0 | 0 | 0 | 0 | 0 | 0 | 0 | 0 | 0 | 0 |
| 0200 | 7 | 0 | 6 | 1 | 0 | 0 | 0 | 0 | 0 | 0 | 0 | 0 | 0 | 0 |
| 0300 | 0 | 0 | 0 | 0 | 0 | 0 | 0 | 0 | 0 | 0 | 0 | 0 | 0 | 0 |
| 0400 | 10 | 0 | 8 | 1 | 0 | 1 | 0 | 0 | 0 | 0 | 0 | 0 | 0 | 0 |
| 0500 | 8 | 0 | 3 | 4 | 0 | 0 | 1 | 0 | 0 | 0 | 0 | 0 | 0 | 0 |
| 0600 | 21 | 0 | 10 | 10 | 1 | 0 | 0 | 0 | 0 | 0 | 0 | 0 | 0 | 0 |
| 0700 | 34 | 0 | 28 | 1 | 4 | 1 | 0 | 0 | 0 | 0 | 0 | 0 | 0 | 0 |
| 0800 | 64 | 1 | 49 | 7 | 5 | 2 | 0 | 0 | 0 | 0 | 0 | 0 | 0 | 0 |
| 0900 | 54 | 1 | 40 | 9 | 4 | 0 | 0 | 0 | 0 | 0 | 0 | 0 | 0 | 0 |
| 1000 | 49 | 0 | 36 | 11 | 2 | 0 | 0 | 0 | 0 | 0 | 0 | 0 | 0 | 0 |
| 1100 | 66 | 2 | 55 | 7 | 2 | 0 | 0 | 0 | 0 | 0 | 0 | 0 | 0 | 0 |
| 1200 | 85 | 0 | 68 | 16 | 1 | 0 | 0 | 0 | 0 | 0 | 0 | 0 | 0 | 0 |
| 1300 | 107 | 0 | 87 | 19 | 0 | 1 | 0 | 0 | 0 | 0 | 0 | 0 | 0 | 0 |
| 1400 | 134 | 1 | 103 | 24 | 4 | 2 | 0 | 0 | 0 | 0 | 0 | 0 | 0 | 0 |
| 1500 | 190 | 0 | 158 | 20 | 12 | 0 | 0 | 0 | 0 | 0 | 0 | 0 | 0 | 0 |
| 1600 | 304 | 2 | 255 | 24 | 23 | 0 | 0 | 0 | 0 | 0 | 0 | 0 | 0 | 0 |
| 1700 | 403 | 1 | 345 | 37 | 18 | 2 | 0 | 0 | 0 | 0 | 0 | 0 | 0 | 0 |
| 1800 | 155 | 0 | 131 | 11 | 12 | 1 | 0 | 0 | 0 | 0 | 0 | 0 | 0 | 0 |
| 1900 | 114 | 1 | 88 | 11 | 13 | 1 | 0 | 0 | 0 | 0 | 0 | 0 | 0 | 0 |
| 2000 | 51 | 0 | 40 | 2 | 9 | 0 | 0 | 0 | 0 | 0 | 0 | 0 | 0 | 0 |
| 2100 | 18 | 0 | 14 | 2 | 1 | 0 | 1 | 0 | 0 | 0 | 0 | 0 | 0 | 0 |
| 2200 | 12 | 0 | 10 | 1 | 1 | 0 | 0 | 0 | 0 | 0 | 0 | 0 | 0 | 0 |
| 2300 | 2 | 0 | 1 | 1 | 0 | 0 | 0 | 0 | 0 | 0 | 0 | 0 | 0 | 0 |
| 07-19 | 1645 | 8 | 1355 | 186 | 87 | 9 | 0 | 0 | 0 | 0 | 0 | 0 | 0 | 0 |
| 06-22 | 1849 | 9 | 1507 | 211 | 111 | 10 | 1 | 0 | 0 | 0 | 0 | 0 | 0 | 0 |
| 06-00 | 1863 | 9 | 1518 | 213 | 112 | 10 | 1 | 0 | 0 | 0 | 0 | 0 | 0 | 0 |
| 00-00 | 1892 | 9 | 1539 | 219 | 112 | 11 | 2 | 0 | 0 | 0 | 0 | 0 | 0 | 0 |

Peak step 17:00 (403) AM Peak step 11:00 (66) PM Peak step 17:00 (403)

*** Friday, February 2, 2024**

| Time | Total | Cls | Cls | Cls | Cls | Cls | Cls | Cls | Cls | Cls | Cls | Cls | Cls | Cls |
|--------------|-------------|----------|------------|------------|-----------|-----------|----------|----------|----------|----------|----------|----------|----------|----------|
| <-- | | 1 | 2 | 3 | 4 | 5 | 6 | 7 | 8 | 9 | 10 | 11 | 12 | 13 |
| 0000 | 3 | 0 | 3 | 0 | 0 | 0 | 0 | 0 | 0 | 0 | 0 | 0 | 0 | 0 |
| 0100 | 2 | 0 | 2 | 0 | 0 | 0 | 0 | 0 | 0 | 0 | 0 | 0 | 0 | 0 |
| 0200 | 8 | 0 | 6 | 2 | 0 | 0 | 0 | 0 | 0 | 0 | 0 | 0 | 0 | 0 |
| 0300 | 2 | 0 | 2 | 0 | 0 | 0 | 0 | 0 | 0 | 0 | 0 | 0 | 0 | 0 |
| 0400 | 4 | 0 | 1 | 2 | 0 | 1 | 0 | 0 | 0 | 0 | 0 | 0 | 0 | 0 |
| 0500 | 13 | 0 | 4 | 6 | 1 | 1 | 1 | 0 | 0 | 0 | 0 | 0 | 0 | 0 |
| 0600 | 24 | 0 | 16 | 6 | 1 | 0 | 1 | 0 | 0 | 0 | 0 | 0 | 0 | 0 |
| 0700 | 35 | 1 | 30 | 3 | 1 | 0 | 0 | 0 | 0 | 0 | 0 | 0 | 0 | 0 |
| 0800 | 45 | 0 | 33 | 7 | 2 | 3 | 0 | 0 | 0 | 0 | 0 | 0 | 0 | 0 |
| 0900 | 29 | 0 | 20 | 5 | 4 | 0 | 0 | 0 | 0 | 0 | 0 | 0 | 0 | 0 |
| 1000 | 41 | 1 | 30 | 7 | 2 | 1 | 0 | 0 | 0 | 0 | 0 | 0 | 0 | 0 |
| 1100 | 64 | 0 | 47 | 11 | 5 | 1 | 0 | 0 | 0 | 0 | 0 | 0 | 0 | 0 |
| 1200 | 95 | 1 | 79 | 14 | 0 | 1 | 0 | 0 | 0 | 0 | 0 | 0 | 0 | 0 |
| 1300 | 83 | 0 | 65 | 16 | 1 | 1 | 0 | 0 | 0 | 0 | 0 | 0 | 0 | 0 |
| 1400 | 108 | 0 | 89 | 15 | 4 | 0 | 0 | 0 | 0 | 0 | 0 | 0 | 0 | 0 |
| 1500 | 138 | 0 | 109 | 19 | 10 | 0 | 0 | 0 | 0 | 0 | 0 | 0 | 0 | 0 |
| 1600 | 150 | 0 | 123 | 7 | 20 | 0 | 0 | 0 | 0 | 0 | 0 | 0 | 0 | 0 |
| 1700 | 157 | 0 | 126 | 17 | 13 | 1 | 0 | 0 | 0 | 0 | 0 | 0 | 0 | 0 |
| 1800 | 66 | 0 | 56 | 7 | 3 | 0 | 0 | 0 | 0 | 0 | 0 | 0 | 0 | 0 |
| 1900 | 42 | 0 | 40 | 2 | 0 | 0 | 0 | 0 | 0 | 0 | 0 | 0 | 0 | 0 |
| 2000 | 13 | 0 | 13 | 0 | 0 | 0 | 0 | 0 | 0 | 0 | 0 | 0 | 0 | 0 |
| 2100 | 40 | 0 | 38 | 2 | 0 | 0 | 0 | 0 | 0 | 0 | 0 | 0 | 0 | 0 |
| 2200 | 29 | 0 | 27 | 2 | 0 | 0 | 0 | 0 | 0 | 0 | 0 | 0 | 0 | 0 |
| 2300 | 5 | 0 | 3 | 2 | 0 | 0 | 0 | 0 | 0 | 0 | 0 | 0 | 0 | 0 |
| 07-19 | 1011 | 3 | 807 | 128 | 65 | 8 | 0 | 0 | 0 | 0 | 0 | 0 | 0 | 0 |
| 06-22 | 1130 | 3 | 914 | 138 | 66 | 8 | 1 | 0 | 0 | 0 | 0 | 0 | 0 | 0 |
| 06-00 | 1164 | 3 | 944 | 142 | 66 | 8 | 1 | 0 | 0 | 0 | 0 | 0 | 0 | 0 |
| 00-00 | 1196 | 3 | 962 | 152 | 67 | 10 | 2 | 0 | 0 | 0 | 0 | 0 | 0 | 0 |

Peak step 17:00 (157) AM Peak step 11:00 (64) PM Peak step 17:00 (157)

Traffic Data Service -- San Jose, CA Class Report

CustomList-866 -- English (ENU)

Datasets:

Site: [2] BAYSHORE PKWY BT SAN ANTONIO RD AND GARCIA AVE
Data type: Axle sensors - Paired (Class/Speed/Count)

Profile:

Included classes: 1, 2, 3, 4, 5, 6, 7, 8, 9, 10, 11, 12, 13
Speed range: 0 - 100 mph.
Direction: West (bound), P = West, Lane = 0-16
Name: Default Profile
Scheme: Vehicle classification (Scheme F)
Units: Non metric (ft, mi, ft/s, mph, lb, ton)

Column Legend:

0 [Time] 24-hour time (0000 - 2359)
1 [Total] Number in time step
2 [Cls] Class totals

*** Sunday, February 11, 2024**

| Time | Total | Cls 1 | Cls 2 | Cls 3 | Cls 4 | Cls 5 | Cls 6 | Cls 7 | Cls 8 | Cls 9 | Cls 10 | Cls 11 | Cls 12 | Cls 13 |
|--------------|------------|----------|------------|-----------|----------|----------|----------|----------|----------|----------|----------|----------|----------|----------|
| <-- | | 1 | 2 | 3 | 4 | 5 | 6 | 7 | 8 | 9 | 10 | 11 | 12 | 13 |
| 0000 | 3 | 0 | 3 | 0 | 0 | 0 | 0 | 0 | 0 | 0 | 0 | 0 | 0 | 0 |
| 0100 | 4 | 0 | 4 | 0 | 0 | 0 | 0 | 0 | 0 | 0 | 0 | 0 | 0 | 0 |
| 0200 | 0 | 0 | 0 | 0 | 0 | 0 | 0 | 0 | 0 | 0 | 0 | 0 | 0 | 0 |
| 0300 | 0 | 0 | 0 | 0 | 0 | 0 | 0 | 0 | 0 | 0 | 0 | 0 | 0 | 0 |
| 0400 | 5 | 0 | 4 | 0 | 0 | 0 | 1 | 0 | 0 | 0 | 0 | 0 | 0 | 0 |
| 0500 | 3 | 0 | 2 | 0 | 0 | 0 | 1 | 0 | 0 | 0 | 0 | 0 | 0 | 0 |
| 0600 | 7 | 0 | 7 | 0 | 0 | 0 | 0 | 0 | 0 | 0 | 0 | 0 | 0 | 0 |
| 0700 | 5 | 0 | 4 | 1 | 0 | 0 | 0 | 0 | 0 | 0 | 0 | 0 | 0 | 0 |
| 0800 | 7 | 0 | 7 | 0 | 0 | 0 | 0 | 0 | 0 | 0 | 0 | 0 | 0 | 0 |
| 0900 | 23 | 0 | 22 | 1 | 0 | 0 | 0 | 0 | 0 | 0 | 0 | 0 | 0 | 0 |
| 1000 | 25 | 0 | 25 | 0 | 0 | 0 | 0 | 0 | 0 | 0 | 0 | 0 | 0 | 0 |
| 1100 | 78 | 1 | 71 | 6 | 0 | 0 | 0 | 0 | 0 | 0 | 0 | 0 | 0 | 0 |
| 1200 | 34 | 0 | 32 | 2 | 0 | 0 | 0 | 0 | 0 | 0 | 0 | 0 | 0 | 0 |
| 1300 | 71 | 2 | 67 | 2 | 0 | 0 | 0 | 0 | 0 | 0 | 0 | 0 | 0 | 0 |
| 1400 | 32 | 1 | 29 | 1 | 0 | 0 | 1 | 0 | 0 | 0 | 0 | 0 | 0 | 0 |
| 1500 | 35 | 2 | 32 | 1 | 0 | 0 | 0 | 0 | 0 | 0 | 0 | 0 | 0 | 0 |
| 1600 | 24 | 0 | 22 | 2 | 0 | 0 | 0 | 0 | 0 | 0 | 0 | 0 | 0 | 0 |
| 1700 | 14 | 0 | 13 | 1 | 0 | 0 | 0 | 0 | 0 | 0 | 0 | 0 | 0 | 0 |
| 1800 | 16 | 1 | 14 | 1 | 0 | 0 | 0 | 0 | 0 | 0 | 0 | 0 | 0 | 0 |
| 1900 | 10 | 0 | 9 | 0 | 1 | 0 | 0 | 0 | 0 | 0 | 0 | 0 | 0 | 0 |
| 2000 | 16 | 0 | 13 | 3 | 0 | 0 | 0 | 0 | 0 | 0 | 0 | 0 | 0 | 0 |
| 2100 | 14 | 0 | 14 | 0 | 0 | 0 | 0 | 0 | 0 | 0 | 0 | 0 | 0 | 0 |
| 2200 | 8 | 0 | 7 | 1 | 0 | 0 | 0 | 0 | 0 | 0 | 0 | 0 | 0 | 0 |
| 2300 | 4 | 0 | 4 | 0 | 0 | 0 | 0 | 0 | 0 | 0 | 0 | 0 | 0 | 0 |
| 07-19 | 364 | 7 | 338 | 18 | 0 | 0 | 1 | 0 | 0 | 0 | 0 | 0 | 0 | 0 |
| 06-22 | 411 | 7 | 381 | 21 | 1 | 0 | 1 | 0 | 0 | 0 | 0 | 0 | 0 | 0 |
| 06-00 | 423 | 7 | 392 | 22 | 1 | 0 | 1 | 0 | 0 | 0 | 0 | 0 | 0 | 0 |
| 00-00 | 438 | 7 | 405 | 22 | 1 | 0 | 3 | 0 | 0 | 0 | 0 | 0 | 0 | 0 |

Peak step 11:00 (78) AM Peak step 11:00 (78) PM Peak step 13:00 (71)

*** Monday, February 12, 2024**

| Time | Total | Cls | Cls | Cls | Cls | Cls | Cls | Cls | Cls | Cls | Cls | Cls | Cls | Cls |
|--------------|-------------|-----------|-------------|------------|------------|-----------|----------|----------|----------|----------|----------|----------|----------|----------|
| <-- | | 1 | 2 | 3 | 4 | 5 | 6 | 7 | 8 | 9 | 10 | 11 | 12 | 13 |
| 0000 | 1 | 0 | 1 | 0 | 0 | 0 | 0 | 0 | 0 | 0 | 0 | 0 | 0 | 0 |
| 0100 | 1 | 0 | 1 | 0 | 0 | 0 | 0 | 0 | 0 | 0 | 0 | 0 | 0 | 0 |
| 0200 | 4 | 0 | 3 | 1 | 0 | 0 | 0 | 0 | 0 | 0 | 0 | 0 | 0 | 0 |
| 0300 | 0 | 0 | 0 | 0 | 0 | 0 | 0 | 0 | 0 | 0 | 0 | 0 | 0 | 0 |
| 0400 | 9 | 0 | 7 | 1 | 1 | 0 | 0 | 0 | 0 | 0 | 0 | 0 | 0 | 0 |
| 0500 | 8 | 0 | 3 | 5 | 0 | 0 | 0 | 0 | 0 | 0 | 0 | 0 | 0 | 0 |
| 0600 | 14 | 0 | 10 | 2 | 1 | 1 | 0 | 0 | 0 | 0 | 0 | 0 | 0 | 0 |
| 0700 | 32 | 0 | 21 | 5 | 5 | 1 | 0 | 0 | 0 | 0 | 0 | 0 | 0 | 0 |
| 0800 | 51 | 0 | 35 | 9 | 4 | 3 | 0 | 0 | 0 | 0 | 0 | 0 | 0 | 0 |
| 0900 | 33 | 3 | 21 | 7 | 2 | 0 | 0 | 0 | 0 | 0 | 0 | 0 | 0 | 0 |
| 1000 | 43 | 0 | 35 | 6 | 1 | 0 | 0 | 0 | 1 | 0 | 0 | 0 | 0 | 0 |
| 1100 | 45 | 1 | 30 | 11 | 3 | 0 | 0 | 0 | 0 | 0 | 0 | 0 | 0 | 0 |
| 1200 | 64 | 0 | 52 | 10 | 2 | 0 | 0 | 0 | 0 | 0 | 0 | 0 | 0 | 0 |
| 1300 | 86 | 2 | 69 | 14 | 0 | 1 | 0 | 0 | 0 | 0 | 0 | 0 | 0 | 0 |
| 1400 | 99 | 0 | 81 | 13 | 5 | 0 | 0 | 0 | 0 | 0 | 0 | 0 | 0 | 0 |
| 1500 | 130 | 3 | 94 | 17 | 15 | 1 | 0 | 0 | 0 | 0 | 0 | 0 | 0 | 0 |
| 1600 | 202 | 3 | 153 | 22 | 24 | 0 | 0 | 0 | 0 | 0 | 0 | 0 | 0 | 0 |
| 1700 | 235 | 2 | 200 | 13 | 18 | 2 | 0 | 0 | 0 | 0 | 0 | 0 | 0 | 0 |
| 1800 | 126 | 1 | 102 | 10 | 12 | 1 | 0 | 0 | 0 | 0 | 0 | 0 | 0 | 0 |
| 1900 | 75 | 1 | 53 | 8 | 12 | 1 | 0 | 0 | 0 | 0 | 0 | 0 | 0 | 0 |
| 2000 | 46 | 0 | 30 | 7 | 8 | 0 | 1 | 0 | 0 | 0 | 0 | 0 | 0 | 0 |
| 2100 | 15 | 0 | 14 | 0 | 1 | 0 | 0 | 0 | 0 | 0 | 0 | 0 | 0 | 0 |
| 2200 | 15 | 0 | 13 | 1 | 1 | 0 | 0 | 0 | 0 | 0 | 0 | 0 | 0 | 0 |
| 2300 | 3 | 1 | 2 | 0 | 0 | 0 | 0 | 0 | 0 | 0 | 0 | 0 | 0 | 0 |
| 07-19 | 1146 | 15 | 893 | 137 | 91 | 9 | 0 | 0 | 1 | 0 | 0 | 0 | 0 | 0 |
| 06-22 | 1296 | 16 | 1000 | 154 | 113 | 11 | 1 | 0 | 1 | 0 | 0 | 0 | 0 | 0 |
| 06-00 | 1314 | 17 | 1015 | 155 | 114 | 11 | 1 | 0 | 1 | 0 | 0 | 0 | 0 | 0 |
| 00-00 | 1337 | 17 | 1030 | 162 | 115 | 11 | 1 | 0 | 1 | 0 | 0 | 0 | 0 | 0 |

Peak step 17:00 (235) AM Peak step 8:00 (51) PM Peak step 17:00 (235)

*** Tuesday, February 13, 2024**

| Time | Total | Cls | Cls | Cls | Cls | Cls | Cls | Cls | Cls | Cls | Cls | Cls | Cls | Cls |
|--------------|-------------|-----------|-------------|------------|------------|-----------|----------|----------|----------|----------|----------|----------|----------|----------|
| <-- | | 1 | 2 | 3 | 4 | 5 | 6 | 7 | 8 | 9 | 10 | 11 | 12 | 13 |
| 0000 | 2 | 0 | 2 | 0 | 0 | 0 | 0 | 0 | 0 | 0 | 0 | 0 | 0 | 0 |
| 0100 | 3 | 0 | 2 | 1 | 0 | 0 | 0 | 0 | 0 | 0 | 0 | 0 | 0 | 0 |
| 0200 | 5 | 0 | 4 | 1 | 0 | 0 | 0 | 0 | 0 | 0 | 0 | 0 | 0 | 0 |
| 0300 | 5 | 1 | 3 | 1 | 0 | 0 | 0 | 0 | 0 | 0 | 0 | 0 | 0 | 0 |
| 0400 | 8 | 0 | 6 | 2 | 0 | 0 | 0 | 0 | 0 | 0 | 0 | 0 | 0 | 0 |
| 0500 | 11 | 0 | 5 | 5 | 0 | 1 | 0 | 0 | 0 | 0 | 0 | 0 | 0 | 0 |
| 0600 | 16 | 0 | 10 | 5 | 1 | 0 | 0 | 0 | 0 | 0 | 0 | 0 | 0 | 0 |
| 0700 | 46 | 0 | 31 | 9 | 3 | 2 | 1 | 0 | 0 | 0 | 0 | 0 | 0 | 0 |
| 0800 | 63 | 1 | 51 | 7 | 4 | 0 | 0 | 0 | 0 | 0 | 0 | 0 | 0 | 0 |
| 0900 | 60 | 2 | 44 | 10 | 3 | 1 | 0 | 0 | 0 | 0 | 0 | 0 | 0 | 0 |
| 1000 | 49 | 1 | 39 | 7 | 2 | 0 | 0 | 0 | 0 | 0 | 0 | 0 | 0 | 0 |
| 1100 | 81 | 0 | 63 | 15 | 2 | 1 | 0 | 0 | 0 | 0 | 0 | 0 | 0 | 0 |
| 1200 | 92 | 2 | 75 | 15 | 0 | 0 | 0 | 0 | 0 | 0 | 0 | 0 | 0 | 0 |
| 1300 | 98 | 2 | 82 | 10 | 1 | 3 | 0 | 0 | 0 | 0 | 0 | 0 | 0 | 0 |
| 1400 | 128 | 3 | 112 | 9 | 3 | 1 | 0 | 0 | 0 | 0 | 0 | 0 | 0 | 0 |
| 1500 | 204 | 2 | 169 | 21 | 11 | 1 | 0 | 0 | 0 | 0 | 0 | 0 | 0 | 0 |
| 1600 | 304 | 3 | 256 | 22 | 22 | 1 | 0 | 0 | 0 | 0 | 0 | 0 | 0 | 0 |
| 1700 | 408 | 4 | 348 | 39 | 16 | 0 | 1 | 0 | 0 | 0 | 0 | 0 | 0 | 0 |
| 1800 | 187 | 3 | 159 | 12 | 12 | 1 | 0 | 0 | 0 | 0 | 0 | 0 | 0 | 0 |
| 1900 | 109 | 2 | 88 | 6 | 12 | 1 | 0 | 0 | 0 | 0 | 0 | 0 | 0 | 0 |
| 2000 | 43 | 0 | 31 | 2 | 10 | 0 | 0 | 0 | 0 | 0 | 0 | 0 | 0 | 0 |
| 2100 | 27 | 1 | 23 | 1 | 1 | 0 | 1 | 0 | 0 | 0 | 0 | 0 | 0 | 0 |
| 2200 | 17 | 0 | 13 | 3 | 1 | 0 | 0 | 0 | 0 | 0 | 0 | 0 | 0 | 0 |
| 2300 | 6 | 0 | 5 | 1 | 0 | 0 | 0 | 0 | 0 | 0 | 0 | 0 | 0 | 0 |
| 07-19 | 1720 | 23 | 1429 | 176 | 79 | 11 | 2 | 0 | 0 | 0 | 0 | 0 | 0 | 0 |
| 06-22 | 1915 | 26 | 1581 | 190 | 103 | 12 | 3 | 0 | 0 | 0 | 0 | 0 | 0 | 0 |
| 06-00 | 1938 | 26 | 1599 | 194 | 104 | 12 | 3 | 0 | 0 | 0 | 0 | 0 | 0 | 0 |
| 00-00 | 1972 | 27 | 1621 | 204 | 104 | 13 | 3 | 0 | 0 | 0 | 0 | 0 | 0 | 0 |

Peak step 17:00 (408) AM Peak step 11:00 (81) PM Peak step 17:00 (408)

*** Wednesday, February 14, 2024**

| Time | Total | Cls | Cls | Cls | Cls | Cls | Cls | Cls | Cls | Cls | Cls | Cls | Cls | Cls |
|--------------|-------------|-----------|-------------|------------|------------|-----------|----------|----------|----------|----------|----------|----------|----------|----------|
| <-- | | 1 | 2 | 3 | 4 | 5 | 6 | 7 | 8 | 9 | 10 | 11 | 12 | 13 |
| 0000 | 2 | 0 | 2 | 0 | 0 | 0 | 0 | 0 | 0 | 0 | 0 | 0 | 0 | 0 |
| 0100 | 0 | 0 | 0 | 0 | 0 | 0 | 0 | 0 | 0 | 0 | 0 | 0 | 0 | 0 |
| 0200 | 7 | 0 | 5 | 2 | 0 | 0 | 0 | 0 | 0 | 0 | 0 | 0 | 0 | 0 |
| 0300 | 3 | 0 | 2 | 1 | 0 | 0 | 0 | 0 | 0 | 0 | 0 | 0 | 0 | 0 |
| 0400 | 7 | 0 | 4 | 0 | 0 | 1 | 2 | 0 | 0 | 0 | 0 | 0 | 0 | 0 |
| 0500 | 15 | 0 | 5 | 10 | 0 | 0 | 0 | 0 | 0 | 0 | 0 | 0 | 0 | 0 |
| 0600 | 22 | 0 | 12 | 7 | 2 | 0 | 1 | 0 | 0 | 0 | 0 | 0 | 0 | 0 |
| 0700 | 35 | 0 | 24 | 5 | 5 | 1 | 0 | 0 | 0 | 0 | 0 | 0 | 0 | 0 |
| 0800 | 64 | 1 | 49 | 10 | 4 | 0 | 0 | 0 | 0 | 0 | 0 | 0 | 0 | 0 |
| 0900 | 68 | 1 | 49 | 9 | 6 | 2 | 1 | 0 | 0 | 0 | 0 | 0 | 0 | 0 |
| 1000 | 32 | 0 | 23 | 8 | 1 | 0 | 0 | 0 | 0 | 0 | 0 | 0 | 0 | 0 |
| 1100 | 42 | 2 | 33 | 6 | 1 | 0 | 0 | 0 | 0 | 0 | 0 | 0 | 0 | 0 |
| 1200 | 70 | 1 | 53 | 14 | 2 | 0 | 0 | 0 | 0 | 0 | 0 | 0 | 0 | 0 |
| 1300 | 99 | 1 | 83 | 13 | 0 | 0 | 0 | 1 | 1 | 0 | 0 | 0 | 0 | 0 |
| 1400 | 137 | 1 | 109 | 23 | 4 | 0 | 0 | 0 | 0 | 0 | 0 | 0 | 0 | 0 |
| 1500 | 225 | 0 | 196 | 18 | 10 | 1 | 0 | 0 | 0 | 0 | 0 | 0 | 0 | 0 |
| 1600 | 357 | 1 | 300 | 29 | 25 | 2 | 0 | 0 | 0 | 0 | 0 | 0 | 0 | 0 |
| 1700 | 396 | 1 | 340 | 36 | 18 | 1 | 0 | 0 | 0 | 0 | 0 | 0 | 0 | 0 |
| 1800 | 246 | 1 | 212 | 17 | 13 | 2 | 0 | 0 | 1 | 0 | 0 | 0 | 0 | 0 |
| 1900 | 111 | 0 | 87 | 12 | 11 | 1 | 0 | 0 | 0 | 0 | 0 | 0 | 0 | 0 |
| 2000 | 51 | 0 | 36 | 6 | 9 | 0 | 0 | 0 | 0 | 0 | 0 | 0 | 0 | 0 |
| 2100 | 17 | 1 | 12 | 1 | 1 | 0 | 2 | 0 | 0 | 0 | 0 | 0 | 0 | 0 |
| 2200 | 12 | 0 | 10 | 1 | 1 | 0 | 0 | 0 | 0 | 0 | 0 | 0 | 0 | 0 |
| 2300 | 3 | 0 | 2 | 0 | 0 | 0 | 1 | 0 | 0 | 0 | 0 | 0 | 0 | 0 |
| 07-19 | 1771 | 10 | 1471 | 188 | 89 | 9 | 1 | 1 | 2 | 0 | 0 | 0 | 0 | 0 |
| 06-22 | 1972 | 11 | 1618 | 214 | 112 | 10 | 4 | 1 | 2 | 0 | 0 | 0 | 0 | 0 |
| 06-00 | 1987 | 11 | 1630 | 215 | 113 | 10 | 5 | 1 | 2 | 0 | 0 | 0 | 0 | 0 |
| 00-00 | 2021 | 11 | 1648 | 228 | 113 | 11 | 7 | 1 | 2 | 0 | 0 | 0 | 0 | 0 |

Peak step 17:00 (396) AM Peak step 9:00 (68) PM Peak step 17:00 (396)

*** Thursday, February 15, 2024**

| Time | Total | Cls | Cls | Cls | Cls | Cls | Cls | Cls | Cls | Cls | Cls | Cls | Cls | Cls |
|--------------|-------------|-----------|-------------|------------|------------|-----------|----------|----------|----------|----------|----------|----------|----------|----------|
| <-- | | 1 | 2 | 3 | 4 | 5 | 6 | 7 | 8 | 9 | 10 | 11 | 12 | 13 |
| 0000 | 5 | 0 | 5 | 0 | 0 | 0 | 0 | 0 | 0 | 0 | 0 | 0 | 0 | 0 |
| 0100 | 3 | 0 | 2 | 1 | 0 | 0 | 0 | 0 | 0 | 0 | 0 | 0 | 0 | 0 |
| 0200 | 5 | 0 | 4 | 1 | 0 | 0 | 0 | 0 | 0 | 0 | 0 | 0 | 0 | 0 |
| 0300 | 0 | 0 | 0 | 0 | 0 | 0 | 0 | 0 | 0 | 0 | 0 | 0 | 0 | 0 |
| 0400 | 9 | 1 | 5 | 2 | 0 | 1 | 0 | 0 | 0 | 0 | 0 | 0 | 0 | 0 |
| 0500 | 9 | 0 | 3 | 6 | 0 | 0 | 0 | 0 | 0 | 0 | 0 | 0 | 0 | 0 |
| 0600 | 15 | 0 | 8 | 6 | 0 | 0 | 1 | 0 | 0 | 0 | 0 | 0 | 0 | 0 |
| 0700 | 34 | 0 | 22 | 4 | 4 | 2 | 2 | 0 | 0 | 0 | 0 | 0 | 0 | 0 |
| 0800 | 50 | 0 | 34 | 10 | 4 | 2 | 0 | 0 | 0 | 0 | 0 | 0 | 0 | 0 |
| 0900 | 38 | 2 | 26 | 6 | 4 | 0 | 0 | 0 | 0 | 0 | 0 | 0 | 0 | 0 |
| 1000 | 55 | 0 | 43 | 10 | 2 | 0 | 0 | 0 | 0 | 0 | 0 | 0 | 0 | 0 |
| 1100 | 60 | 1 | 48 | 7 | 3 | 1 | 0 | 0 | 0 | 0 | 0 | 0 | 0 | 0 |
| 1200 | 104 | 0 | 88 | 14 | 0 | 1 | 1 | 0 | 0 | 0 | 0 | 0 | 0 | 0 |
| 1300 | 92 | 2 | 70 | 17 | 3 | 0 | 0 | 0 | 0 | 0 | 0 | 0 | 0 | 0 |
| 1400 | 142 | 1 | 125 | 10 | 4 | 1 | 0 | 0 | 1 | 0 | 0 | 0 | 0 | 0 |
| 1500 | 197 | 1 | 159 | 25 | 12 | 0 | 0 | 0 | 0 | 0 | 0 | 0 | 0 | 0 |
| 1600 | 313 | 4 | 269 | 15 | 22 | 2 | 0 | 0 | 1 | 0 | 0 | 0 | 0 | 0 |
| 1700 | 365 | 2 | 310 | 31 | 21 | 1 | 0 | 0 | 0 | 0 | 0 | 0 | 0 | 0 |
| 1800 | 157 | 1 | 135 | 8 | 12 | 1 | 0 | 0 | 0 | 0 | 0 | 0 | 0 | 0 |
| 1900 | 111 | 1 | 89 | 6 | 14 | 1 | 0 | 0 | 0 | 0 | 0 | 0 | 0 | 0 |
| 2000 | 43 | 0 | 33 | 2 | 8 | 0 | 0 | 0 | 0 | 0 | 0 | 0 | 0 | 0 |
| 2100 | 18 | 0 | 16 | 1 | 1 | 0 | 0 | 0 | 0 | 0 | 0 | 0 | 0 | 0 |
| 2200 | 12 | 0 | 10 | 1 | 1 | 0 | 0 | 0 | 0 | 0 | 0 | 0 | 0 | 0 |
| 2300 | 10 | 1 | 7 | 1 | 0 | 0 | 1 | 0 | 0 | 0 | 0 | 0 | 0 | 0 |
| 07-19 | 1607 | 14 | 1329 | 157 | 91 | 11 | 3 | 0 | 2 | 0 | 0 | 0 | 0 | 0 |
| 06-22 | 1794 | 15 | 1475 | 172 | 114 | 12 | 4 | 0 | 2 | 0 | 0 | 0 | 0 | 0 |
| 06-00 | 1816 | 16 | 1492 | 174 | 115 | 12 | 5 | 0 | 2 | 0 | 0 | 0 | 0 | 0 |
| 00-00 | 1847 | 17 | 1511 | 184 | 115 | 13 | 5 | 0 | 2 | 0 | 0 | 0 | 0 | 0 |

Peak step 17:00 (365) AM Peak step 11:00 (60) PM Peak step 17:00 (365)

*** Friday, February 16, 2024**

| Time | Total | Cls | Cls | Cls | Cls | Cls | Cls | Cls | Cls | Cls | Cls | Cls | Cls | Cls |
|--------------|-------------|-----------|------------|------------|-----------|----------|----------|----------|----------|----------|----------|----------|----------|----------|
| <-- | | 1 | 2 | 3 | 4 | 5 | 6 | 7 | 8 | 9 | 10 | 11 | 12 | 13 |
| 0000 | 0 | 0 | 0 | 0 | 0 | 0 | 0 | 0 | 0 | 0 | 0 | 0 | 0 | 0 |
| 0100 | 1 | 0 | 1 | 0 | 0 | 0 | 0 | 0 | 0 | 0 | 0 | 0 | 0 | 0 |
| 0200 | 9 | 0 | 7 | 2 | 0 | 0 | 0 | 0 | 0 | 0 | 0 | 0 | 0 | 0 |
| 0300 | 2 | 0 | 1 | 1 | 0 | 0 | 0 | 0 | 0 | 0 | 0 | 0 | 0 | 0 |
| 0400 | 2 | 0 | 1 | 1 | 0 | 0 | 0 | 0 | 0 | 0 | 0 | 0 | 0 | 0 |
| 0500 | 14 | 0 | 7 | 6 | 0 | 0 | 1 | 0 | 0 | 0 | 0 | 0 | 0 | 0 |
| 0600 | 15 | 0 | 9 | 5 | 1 | 0 | 0 | 0 | 0 | 0 | 0 | 0 | 0 | 0 |
| 0700 | 35 | 0 | 27 | 6 | 1 | 1 | 0 | 0 | 0 | 0 | 0 | 0 | 0 | 0 |
| 0800 | 48 | 1 | 31 | 12 | 3 | 1 | 0 | 0 | 0 | 0 | 0 | 0 | 0 | 0 |
| 0900 | 45 | 2 | 31 | 8 | 4 | 0 | 0 | 0 | 0 | 0 | 0 | 0 | 0 | 0 |
| 1000 | 38 | 0 | 27 | 7 | 1 | 3 | 0 | 0 | 0 | 0 | 0 | 0 | 0 | 0 |
| 1100 | 64 | 0 | 50 | 11 | 2 | 1 | 0 | 0 | 0 | 0 | 0 | 0 | 0 | 0 |
| 1200 | 81 | 2 | 69 | 10 | 0 | 0 | 0 | 0 | 0 | 0 | 0 | 0 | 0 | 0 |
| 1300 | 94 | 0 | 75 | 16 | 1 | 1 | 0 | 0 | 1 | 0 | 0 | 0 | 0 | 0 |
| 1400 | 134 | 1 | 112 | 17 | 3 | 0 | 0 | 0 | 1 | 0 | 0 | 0 | 0 | 0 |
| 1500 | 155 | 2 | 123 | 17 | 13 | 0 | 0 | 0 | 0 | 0 | 0 | 0 | 0 | 0 |
| 1600 | 138 | 4 | 108 | 9 | 17 | 0 | 0 | 0 | 0 | 0 | 0 | 0 | 0 | 0 |
| 1700 | 124 | 1 | 98 | 9 | 15 | 1 | 0 | 0 | 0 | 0 | 0 | 0 | 0 | 0 |
| 1800 | 82 | 0 | 70 | 9 | 3 | 0 | 0 | 0 | 0 | 0 | 0 | 0 | 0 | 0 |
| 1900 | 31 | 0 | 30 | 1 | 0 | 0 | 0 | 0 | 0 | 0 | 0 | 0 | 0 | 0 |
| 2000 | 12 | 0 | 12 | 0 | 0 | 0 | 0 | 0 | 0 | 0 | 0 | 0 | 0 | 0 |
| 2100 | 24 | 0 | 24 | 0 | 0 | 0 | 0 | 0 | 0 | 0 | 0 | 0 | 0 | 0 |
| 2200 | 10 | 0 | 9 | 1 | 0 | 0 | 0 | 0 | 0 | 0 | 0 | 0 | 0 | 0 |
| 2300 | 8 | 0 | 8 | 0 | 0 | 0 | 0 | 0 | 0 | 0 | 0 | 0 | 0 | 0 |
| 07-19 | 1038 | 13 | 821 | 131 | 63 | 8 | 0 | 0 | 2 | 0 | 0 | 0 | 0 | 0 |
| 06-22 | 1120 | 13 | 896 | 137 | 64 | 8 | 0 | 0 | 2 | 0 | 0 | 0 | 0 | 0 |
| 06-00 | 1138 | 13 | 913 | 138 | 64 | 8 | 0 | 0 | 2 | 0 | 0 | 0 | 0 | 0 |
| 00-00 | 1166 | 13 | 930 | 148 | 64 | 8 | 1 | 0 | 2 | 0 | 0 | 0 | 0 | 0 |

Peak step 15:00 (155) AM Peak step 11:00 (64) PM Peak step 15:00 (155)

*** Saturday, February 17, 2024**

| Time | Total | Cls | Cls | Cls | Cls | Cls | Cls | Cls | Cls | Cls | Cls | Cls | Cls | Cls |
|--------------|------------|----------|------------|-----------|----------|----------|----------|----------|----------|----------|----------|----------|----------|----------|
| <-- | | 1 | 2 | 3 | 4 | 5 | 6 | 7 | 8 | 9 | 10 | 11 | 12 | 13 |
| 0000 | 0 | 0 | 0 | 0 | 0 | 0 | 0 | 0 | 0 | 0 | 0 | 0 | 0 | 0 |
| 0100 | 9 | 0 | 7 | 2 | 0 | 0 | 0 | 0 | 0 | 0 | 0 | 0 | 0 | 0 |
| 0200 | 3 | 0 | 2 | 1 | 0 | 0 | 0 | 0 | 0 | 0 | 0 | 0 | 0 | 0 |
| 0300 | 1 | 0 | 0 | 0 | 0 | 1 | 0 | 0 | 0 | 0 | 0 | 0 | 0 | 0 |
| 0400 | 0 | 0 | 0 | 0 | 0 | 0 | 0 | 0 | 0 | 0 | 0 | 0 | 0 | 0 |
| 0500 | 1 | 0 | 1 | 0 | 0 | 0 | 0 | 0 | 0 | 0 | 0 | 0 | 0 | 0 |
| 0600 | 2 | 0 | 1 | 1 | 0 | 0 | 0 | 0 | 0 | 0 | 0 | 0 | 0 | 0 |
| 0700 | 4 | 0 | 3 | 1 | 0 | 0 | 0 | 0 | 0 | 0 | 0 | 0 | 0 | 0 |
| 0800 | 7 | 0 | 6 | 1 | 0 | 0 | 0 | 0 | 0 | 0 | 0 | 0 | 0 | 0 |
| 0900 | 11 | 1 | 7 | 3 | 0 | 0 | 0 | 0 | 0 | 0 | 0 | 0 | 0 | 0 |
| 1000 | 12 | 0 | 11 | 1 | 0 | 0 | 0 | 0 | 0 | 0 | 0 | 0 | 0 | 0 |
| 1100 | 15 | 0 | 13 | 2 | 0 | 0 | 0 | 0 | 0 | 0 | 0 | 0 | 0 | 0 |
| 1200 | 13 | 0 | 12 | 1 | 0 | 0 | 0 | 0 | 0 | 0 | 0 | 0 | 0 | 0 |
| 1300 | 29 | 0 | 28 | 1 | 0 | 0 | 0 | 0 | 0 | 0 | 0 | 0 | 0 | 0 |
| 1400 | 30 | 1 | 25 | 4 | 0 | 0 | 0 | 0 | 0 | 0 | 0 | 0 | 0 | 0 |
| 1500 | 21 | 0 | 18 | 2 | 1 | 0 | 0 | 0 | 0 | 0 | 0 | 0 | 0 | 0 |
| 1600 | 16 | 0 | 14 | 2 | 0 | 0 | 0 | 0 | 0 | 0 | 0 | 0 | 0 | 0 |
| 1700 | 19 | 0 | 17 | 2 | 0 | 0 | 0 | 0 | 0 | 0 | 0 | 0 | 0 | 0 |
| 1800 | 26 | 0 | 25 | 1 | 0 | 0 | 0 | 0 | 0 | 0 | 0 | 0 | 0 | 0 |
| 1900 | 8 | 0 | 8 | 0 | 0 | 0 | 0 | 0 | 0 | 0 | 0 | 0 | 0 | 0 |
| 2000 | 5 | 0 | 5 | 0 | 0 | 0 | 0 | 0 | 0 | 0 | 0 | 0 | 0 | 0 |
| 2100 | 2 | 0 | 2 | 0 | 0 | 0 | 0 | 0 | 0 | 0 | 0 | 0 | 0 | 0 |
| 2200 | 5 | 0 | 4 | 1 | 0 | 0 | 0 | 0 | 0 | 0 | 0 | 0 | 0 | 0 |
| 2300 | 4 | 0 | 3 | 1 | 0 | 0 | 0 | 0 | 0 | 0 | 0 | 0 | 0 | 0 |
| 07-19 | 203 | 2 | 179 | 21 | 1 | 0 | 0 | 0 | 0 | 0 | 0 | 0 | 0 | 0 |
| 06-22 | 220 | 2 | 195 | 22 | 1 | 0 | 0 | 0 | 0 | 0 | 0 | 0 | 0 | 0 |
| 06-00 | 229 | 2 | 202 | 24 | 1 | 0 | 0 | 0 | 0 | 0 | 0 | 0 | 0 | 0 |
| 00-00 | 243 | 2 | 212 | 27 | 1 | 1 | 0 | 0 | 0 | 0 | 0 | 0 | 0 | 0 |

Peak step 14:00 (30) AM Peak step 11:00 (15) PM Peak step 14:00 (30)

*** Monday, January 22, 2024**

| Time | Total | Cls | Cls | Cls | Cls | Cls | Cls | Cls | Cls | Cls | Cls | Cls | Cls | Cls |
|--------------|----------|----------|----------|----------|----------|----------|----------|----------|----------|----------|----------|----------|----------|----------|
| <-- | | 1 | 2 | 3 | 4 | 5 | 6 | 7 | 8 | 9 | 10 | 11 | 12 | 13 |
| 0000 | 0 | 0 | 0 | 0 | 0 | 0 | 0 | 0 | 0 | 0 | 0 | 0 | 0 | 0 |
| 0100 | 0 | 0 | 0 | 0 | 0 | 0 | 0 | 0 | 0 | 0 | 0 | 0 | 0 | 0 |
| 0200 | 0 | 0 | 0 | 0 | 0 | 0 | 0 | 0 | 0 | 0 | 0 | 0 | 0 | 0 |
| 0300 | 0 | 0 | 0 | 0 | 0 | 0 | 0 | 0 | 0 | 0 | 0 | 0 | 0 | 0 |
| 0400 | 0 | 0 | 0 | 0 | 0 | 0 | 0 | 0 | 0 | 0 | 0 | 0 | 0 | 0 |
| 0500 | 0 | 0 | 0 | 0 | 0 | 0 | 0 | 0 | 0 | 0 | 0 | 0 | 0 | 0 |
| 0600 | 0 | 0 | 0 | 0 | 0 | 0 | 0 | 0 | 0 | 0 | 0 | 0 | 0 | 0 |
| 0700 | 0 | 0 | 0 | 0 | 0 | 0 | 0 | 0 | 0 | 0 | 0 | 0 | 0 | 0 |
| 0800 | 0 | 0 | 0 | 0 | 0 | 0 | 0 | 0 | 0 | 0 | 0 | 0 | 0 | 0 |
| 0900 | 0 | 0 | 0 | 0 | 0 | 0 | 0 | 0 | 0 | 0 | 0 | 0 | 0 | 0 |
| 1000 | 0 | 0 | 0 | 0 | 0 | 0 | 0 | 0 | 0 | 0 | 0 | 0 | 0 | 0 |
| 1100 | 0 | 0 | 0 | 0 | 0 | 0 | 0 | 0 | 0 | 0 | 0 | 0 | 0 | 0 |
| 1200 | 0 | 0 | 0 | 0 | 0 | 0 | 0 | 0 | 0 | 0 | 0 | 0 | 0 | 0 |
| 1300 | 0 | 0 | 0 | 0 | 0 | 0 | 0 | 0 | 0 | 0 | 0 | 0 | 0 | 0 |
| 1400 | 0 | 0 | 0 | 0 | 0 | 0 | 0 | 0 | 0 | 0 | 0 | 0 | 0 | 0 |
| 1500 | 0 | 0 | 0 | 0 | 0 | 0 | 0 | 0 | 0 | 0 | 0 | 0 | 0 | 0 |
| 1600 | 0 | 0 | 0 | 0 | 0 | 0 | 0 | 0 | 0 | 0 | 0 | 0 | 0 | 0 |
| 1700 | 0 | 0 | 0 | 0 | 0 | 0 | 0 | 0 | 0 | 0 | 0 | 0 | 0 | 0 |
| 1800 | 0 | 0 | 0 | 0 | 0 | 0 | 0 | 0 | 0 | 0 | 0 | 0 | 0 | 0 |
| 1900 | 0 | 0 | 0 | 0 | 0 | 0 | 0 | 0 | 0 | 0 | 0 | 0 | 0 | 0 |
| 2000 | 0 | 0 | 0 | 0 | 0 | 0 | 0 | 0 | 0 | 0 | 0 | 0 | 0 | 0 |
| 2100 | 0 | 0 | 0 | 0 | 0 | 0 | 0 | 0 | 0 | 0 | 0 | 0 | 0 | 0 |
| 2200 | 0 | 0 | 0 | 0 | 0 | 0 | 0 | 0 | 0 | 0 | 0 | 0 | 0 | 0 |
| 2300 | 0 | 0 | 0 | 0 | 0 | 0 | 0 | 0 | 0 | 0 | 0 | 0 | 0 | 0 |
| 07-19 | 0 | 0 | 0 | 0 | 0 | 0 | 0 | 0 | 0 | 0 | 0 | 0 | 0 | 0 |
| 06-22 | 0 | 0 | 0 | 0 | 0 | 0 | 0 | 0 | 0 | 0 | 0 | 0 | 0 | 0 |
| 06-00 | 0 | 0 | 0 | 0 | 0 | 0 | 0 | 0 | 0 | 0 | 0 | 0 | 0 | 0 |
| 00-00 | 0 | 0 | 0 | 0 | 0 | 0 | 0 | 0 | 0 | 0 | 0 | 0 | 0 | 0 |

*** Tuesday, January 23, 2024**

| Time | Total | Cls | Cls | Cls | Cls | Cls | Cls | Cls | Cls | Cls | Cls | Cls | Cls | Cls |
|--------------|-------------|-----------|-------------|------------|-----------|-----------|-----------|-----------|-----------|----------|----------|----------|----------|----------|
| <-- | | 1 | 2 | 3 | 4 | 5 | 6 | 7 | 8 | 9 | 10 | 11 | 12 | 13 |
| 0000 | 12 | 0 | 9 | 2 | 0 | 1 | 0 | 0 | 0 | 0 | 0 | 0 | 0 | 0 |
| 0100 | 8 | 0 | 7 | 1 | 0 | 0 | 0 | 0 | 0 | 0 | 0 | 0 | 0 | 0 |
| 0200 | 21 | 0 | 16 | 4 | 0 | 0 | 1 | 0 | 0 | 0 | 0 | 0 | 0 | 0 |
| 0300 | 12 | 0 | 9 | 2 | 1 | 0 | 0 | 0 | 0 | 0 | 0 | 0 | 0 | 0 |
| 0400 | 25 | 1 | 9 | 7 | 0 | 6 | 1 | 0 | 0 | 1 | 0 | 0 | 0 | 0 |
| 0500 | 73 | 4 | 29 | 14 | 5 | 9 | 6 | 0 | 5 | 0 | 1 | 0 | 0 | 0 |
| 0600 | 76 | 3 | 44 | 9 | 10 | 6 | 1 | 0 | 2 | 1 | 0 | 0 | 0 | 0 |
| 0700 | 147 | 1 | 107 | 24 | 5 | 6 | 2 | 0 | 2 | 0 | 0 | 0 | 0 | 0 |
| 0800 | 197 | 0 | 152 | 26 | 3 | 4 | 5 | 1 | 5 | 1 | 0 | 0 | 0 | 0 |
| 0900 | 134 | 0 | 110 | 19 | 1 | 1 | 2 | 0 | 1 | 0 | 0 | 0 | 0 | 0 |
| 1000 | 126 | 1 | 90 | 21 | 5 | 5 | 3 | 0 | 0 | 1 | 0 | 0 | 0 | 0 |
| 1100 | 129 | 0 | 97 | 25 | 3 | 1 | 2 | 1 | 0 | 0 | 0 | 0 | 0 | 0 |
| 1200 | 183 | 0 | 150 | 30 | 2 | 0 | 1 | 0 | 0 | 0 | 0 | 0 | 0 | 0 |
| 1300 | 218 | 0 | 167 | 37 | 4 | 6 | 2 | 1 | 1 | 0 | 0 | 0 | 0 | 0 |
| 1400 | 285 | 1 | 242 | 34 | 1 | 2 | 2 | 2 | 1 | 0 | 0 | 0 | 0 | 0 |
| 1500 | 364 | 1 | 288 | 57 | 6 | 3 | 5 | 3 | 0 | 0 | 0 | 0 | 0 | 1 |
| 1600 | 385 | 2 | 343 | 24 | 1 | 4 | 7 | 2 | 2 | 0 | 0 | 0 | 0 | 0 |
| 1700 | 397 | 2 | 352 | 19 | 2 | 3 | 9 | 5 | 5 | 0 | 0 | 0 | 0 | 0 |
| 1800 | 320 | 1 | 280 | 20 | 4 | 1 | 10 | 2 | 0 | 1 | 0 | 0 | 0 | 1 |
| 1900 | 254 | 1 | 233 | 13 | 0 | 0 | 3 | 3 | 1 | 0 | 0 | 0 | 0 | 0 |
| 2000 | 109 | 0 | 99 | 7 | 0 | 0 | 1 | 1 | 1 | 0 | 0 | 0 | 0 | 0 |
| 2100 | 73 | 1 | 64 | 6 | 2 | 0 | 0 | 0 | 0 | 0 | 0 | 0 | 0 | 0 |
| 2200 | 53 | 0 | 46 | 5 | 0 | 1 | 0 | 0 | 1 | 0 | 0 | 0 | 0 | 0 |
| 2300 | 32 | 0 | 27 | 5 | 0 | 0 | 0 | 0 | 0 | 0 | 0 | 0 | 0 | 0 |
| 07-19 | 2885 | 9 | 2378 | 336 | 37 | 36 | 50 | 17 | 17 | 3 | 0 | 0 | 0 | 2 |
| 06-22 | 3397 | 14 | 2818 | 371 | 49 | 42 | 55 | 21 | 21 | 4 | 0 | 0 | 0 | 2 |
| 06-00 | 3482 | 14 | 2891 | 381 | 49 | 43 | 55 | 21 | 22 | 4 | 0 | 0 | 0 | 2 |
| 00-00 | 3633 | 19 | 2970 | 411 | 55 | 59 | 63 | 21 | 27 | 5 | 1 | 0 | 0 | 2 |

Peak step 17:00 (397) AM Peak step 8:00 (197) PM Peak step 17:00 (397)

*** Wednesday, January 24, 2024**

| Time | Total | Cls | Cls | Cls | Cls | Cls | Cls | Cls | Cls | Cls | Cls | Cls | Cls | Cls |
|--------------|-------------|-----------|-------------|------------|-----------|-----------|-----------|-----------|-----------|----------|----------|----------|----------|----------|
| <-- | | 1 | 2 | 3 | 4 | 5 | 6 | 7 | 8 | 9 | 10 | 11 | 12 | 13 |
| 0000 | 13 | 0 | 11 | 1 | 0 | 1 | 0 | 0 | 0 | 0 | 0 | 0 | 0 | 0 |
| 0100 | 3 | 0 | 2 | 1 | 0 | 0 | 0 | 0 | 0 | 0 | 0 | 0 | 0 | 0 |
| 0200 | 22 | 0 | 16 | 6 | 0 | 0 | 0 | 0 | 0 | 0 | 0 | 0 | 0 | 0 |
| 0300 | 13 | 0 | 8 | 3 | 0 | 1 | 0 | 0 | 0 | 0 | 0 | 0 | 0 | 1 |
| 0400 | 38 | 1 | 24 | 2 | 1 | 1 | 3 | 0 | 3 | 0 | 1 | 2 | 0 | 0 |
| 0500 | 72 | 3 | 36 | 11 | 5 | 4 | 4 | 0 | 7 | 0 | 0 | 2 | 0 | 0 |
| 0600 | 78 | 7 | 41 | 10 | 11 | 4 | 1 | 0 | 3 | 0 | 0 | 1 | 0 | 0 |
| 0700 | 171 | 2 | 122 | 7 | 2 | 0 | 13 | 8 | 17 | 0 | 0 | 0 | 0 | 0 |
| 0800 | 191 | 1 | 152 | 17 | 2 | 2 | 5 | 4 | 7 | 0 | 0 | 0 | 0 | 1 |
| 0900 | 143 | 1 | 108 | 24 | 1 | 1 | 4 | 1 | 3 | 0 | 0 | 0 | 0 | 0 |
| 1000 | 142 | 1 | 104 | 24 | 0 | 6 | 4 | 1 | 1 | 0 | 0 | 1 | 0 | 0 |
| 1100 | 137 | 0 | 109 | 24 | 1 | 3 | 0 | 0 | 0 | 0 | 0 | 0 | 0 | 0 |
| 1200 | 186 | 1 | 147 | 25 | 1 | 3 | 4 | 2 | 3 | 0 | 0 | 0 | 0 | 0 |
| 1300 | 203 | 0 | 163 | 34 | 1 | 4 | 1 | 0 | 0 | 0 | 0 | 0 | 0 | 0 |
| 1400 | 275 | 1 | 216 | 44 | 4 | 5 | 4 | 1 | 0 | 0 | 0 | 0 | 0 | 0 |
| 1500 | 295 | 0 | 243 | 41 | 4 | 0 | 4 | 3 | 0 | 0 | 0 | 0 | 0 | 0 |
| 1600 | 376 | 2 | 336 | 25 | 0 | 4 | 3 | 3 | 3 | 0 | 0 | 0 | 0 | 0 |
| 1700 | 425 | 1 | 371 | 26 | 1 | 3 | 12 | 1 | 9 | 0 | 0 | 1 | 0 | 0 |
| 1800 | 315 | 0 | 283 | 11 | 1 | 0 | 11 | 2 | 5 | 2 | 0 | 0 | 0 | 0 |
| 1900 | 223 | 1 | 187 | 21 | 3 | 1 | 6 | 2 | 2 | 0 | 0 | 0 | 0 | 0 |
| 2000 | 94 | 0 | 77 | 12 | 0 | 0 | 4 | 0 | 1 | 0 | 0 | 0 | 0 | 0 |
| 2100 | 121 | 1 | 112 | 6 | 1 | 0 | 0 | 1 | 0 | 0 | 0 | 0 | 0 | 0 |
| 2200 | 63 | 0 | 53 | 10 | 0 | 0 | 0 | 0 | 0 | 0 | 0 | 0 | 0 | 0 |
| 2300 | 47 | 0 | 44 | 3 | 0 | 0 | 0 | 0 | 0 | 0 | 0 | 0 | 0 | 0 |
| 07-19 | 2859 | 10 | 2354 | 302 | 18 | 31 | 65 | 26 | 48 | 2 | 0 | 2 | 0 | 1 |
| 06-22 | 3375 | 19 | 2771 | 351 | 33 | 36 | 76 | 29 | 54 | 2 | 0 | 3 | 0 | 1 |
| 06-00 | 3485 | 19 | 2868 | 364 | 33 | 36 | 76 | 29 | 54 | 2 | 0 | 3 | 0 | 1 |
| 00-00 | 3646 | 23 | 2965 | 388 | 39 | 43 | 83 | 29 | 64 | 2 | 1 | 7 | 0 | 2 |

Peak step 17:00 (425) AM Peak step 8:00 (191) PM Peak step 17:00 (425)

*** Thursday, January 25, 2024**

| Time | Total | Cls | Cls | Cls | Cls | Cls | Cls | Cls | Cls | Cls | Cls | Cls | Cls | Cls |
|--------------|-------------|-----------|-------------|------------|-----------|-----------|-----------|-----------|-----------|----------|----------|----------|----------|----------|
| <-- | | 1 | 2 | 3 | 4 | 5 | 6 | 7 | 8 | 9 | 10 | 11 | 12 | 13 |
| 0000 | 13 | 0 | 12 | 1 | 0 | 0 | 0 | 0 | 0 | 0 | 0 | 0 | 0 | 0 |
| 0100 | 7 | 0 | 6 | 0 | 0 | 1 | 0 | 0 | 0 | 0 | 0 | 0 | 0 | 0 |
| 0200 | 20 | 0 | 15 | 4 | 0 | 0 | 0 | 0 | 0 | 1 | 0 | 0 | 0 | 0 |
| 0300 | 10 | 0 | 5 | 3 | 0 | 1 | 1 | 0 | 0 | 0 | 0 | 0 | 0 | 0 |
| 0400 | 31 | 0 | 16 | 9 | 0 | 1 | 0 | 1 | 1 | 0 | 0 | 3 | 0 | 0 |
| 0500 | 83 | 5 | 45 | 13 | 3 | 6 | 4 | 0 | 4 | 0 | 2 | 0 | 0 | 1 |
| 0600 | 99 | 6 | 63 | 10 | 10 | 5 | 1 | 0 | 4 | 0 | 0 | 0 | 0 | 0 |
| 0700 | 143 | 3 | 105 | 14 | 3 | 4 | 5 | 1 | 8 | 0 | 0 | 0 | 0 | 0 |
| 0800 | 205 | 0 | 163 | 27 | 1 | 5 | 5 | 1 | 2 | 0 | 1 | 0 | 0 | 0 |
| 0900 | 142 | 2 | 112 | 21 | 1 | 2 | 3 | 0 | 1 | 0 | 0 | 0 | 0 | 0 |
| 1000 | 150 | 0 | 110 | 26 | 5 | 6 | 2 | 0 | 0 | 1 | 0 | 0 | 0 | 0 |
| 1100 | 151 | 1 | 113 | 35 | 0 | 1 | 0 | 1 | 0 | 0 | 0 | 0 | 0 | 0 |
| 1200 | 181 | 0 | 154 | 20 | 3 | 2 | 1 | 1 | 0 | 0 | 0 | 0 | 0 | 0 |
| 1300 | 196 | 0 | 145 | 40 | 1 | 5 | 3 | 0 | 1 | 0 | 0 | 1 | 0 | 0 |
| 1400 | 278 | 1 | 229 | 41 | 4 | 1 | 1 | 1 | 0 | 0 | 0 | 0 | 0 | 0 |
| 1500 | 354 | 1 | 299 | 40 | 4 | 2 | 6 | 1 | 1 | 0 | 0 | 0 | 0 | 0 |
| 1600 | 409 | 1 | 363 | 27 | 0 | 1 | 8 | 3 | 4 | 0 | 0 | 2 | 0 | 0 |
| 1700 | 375 | 3 | 336 | 21 | 0 | 2 | 7 | 3 | 3 | 0 | 0 | 0 | 0 | 0 |
| 1800 | 309 | 1 | 276 | 14 | 0 | 2 | 7 | 7 | 2 | 0 | 0 | 0 | 0 | 0 |
| 1900 | 203 | 1 | 182 | 8 | 0 | 1 | 8 | 3 | 0 | 0 | 0 | 0 | 0 | 0 |
| 2000 | 100 | 0 | 86 | 8 | 1 | 1 | 4 | 0 | 0 | 0 | 0 | 0 | 0 | 0 |
| 2100 | 83 | 0 | 75 | 4 | 1 | 1 | 1 | 0 | 1 | 0 | 0 | 0 | 0 | 0 |
| 2200 | 53 | 0 | 43 | 8 | 0 | 1 | 0 | 0 | 1 | 0 | 0 | 0 | 0 | 0 |
| 2300 | 48 | 0 | 44 | 3 | 0 | 0 | 0 | 1 | 0 | 0 | 0 | 0 | 0 | 0 |
| 07-19 | 2893 | 13 | 2405 | 326 | 22 | 33 | 48 | 19 | 22 | 1 | 1 | 3 | 0 | 0 |
| 06-22 | 3378 | 20 | 2811 | 356 | 34 | 41 | 62 | 22 | 27 | 1 | 1 | 3 | 0 | 0 |
| 06-00 | 3479 | 20 | 2898 | 367 | 34 | 42 | 63 | 22 | 28 | 1 | 1 | 3 | 0 | 0 |
| 00-00 | 3643 | 25 | 2997 | 397 | 37 | 51 | 68 | 23 | 33 | 2 | 3 | 6 | 0 | 1 |

Peak step 16:00 (409) AM Peak step 8:00 (205) PM Peak step 16:00 (409)

*** Friday, January 26, 2024**

| Time | Total | Cls | Cls | Cls | Cls | Cls | Cls | Cls | Cls | Cls | Cls | Cls | Cls | Cls |
|--------------|-------------|-----------|-------------|------------|-----------|-----------|-----------|-----------|-----------|----------|----------|----------|----------|----------|
| <-- | | 1 | 2 | 3 | 4 | 5 | 6 | 7 | 8 | 9 | 10 | 11 | 12 | 13 |
| 0000 | 14 | 0 | 12 | 2 | 0 | 0 | 0 | 0 | 0 | 0 | 0 | 0 | 0 | 0 |
| 0100 | 7 | 0 | 6 | 0 | 0 | 1 | 0 | 0 | 0 | 0 | 0 | 0 | 0 | 0 |
| 0200 | 17 | 0 | 13 | 3 | 0 | 0 | 0 | 0 | 0 | 0 | 1 | 0 | 0 | 0 |
| 0300 | 13 | 1 | 9 | 3 | 0 | 0 | 0 | 0 | 0 | 0 | 0 | 0 | 0 | 0 |
| 0400 | 31 | 1 | 16 | 5 | 3 | 4 | 0 | 0 | 1 | 0 | 1 | 0 | 0 | 0 |
| 0500 | 71 | 2 | 37 | 6 | 4 | 10 | 5 | 0 | 5 | 0 | 0 | 2 | 0 | 0 |
| 0600 | 82 | 2 | 46 | 9 | 10 | 8 | 4 | 0 | 2 | 0 | 1 | 0 | 0 | 0 |
| 0700 | 133 | 0 | 96 | 20 | 2 | 7 | 3 | 1 | 2 | 0 | 0 | 1 | 0 | 1 |
| 0800 | 178 | 0 | 143 | 20 | 3 | 5 | 4 | 1 | 2 | 0 | 0 | 0 | 0 | 0 |
| 0900 | 146 | 1 | 109 | 28 | 1 | 3 | 1 | 0 | 3 | 0 | 0 | 0 | 0 | 0 |
| 1000 | 125 | 1 | 95 | 22 | 2 | 1 | 2 | 2 | 0 | 0 | 0 | 0 | 0 | 0 |
| 1100 | 140 | 0 | 104 | 29 | 4 | 1 | 1 | 1 | 0 | 0 | 0 | 0 | 0 | 0 |
| 1200 | 177 | 1 | 155 | 17 | 0 | 1 | 2 | 0 | 1 | 0 | 0 | 0 | 0 | 0 |
| 1300 | 225 | 0 | 188 | 29 | 2 | 2 | 2 | 1 | 1 | 0 | 0 | 0 | 0 | 0 |
| 1400 | 287 | 1 | 230 | 44 | 3 | 4 | 2 | 1 | 2 | 0 | 0 | 0 | 0 | 0 |
| 1500 | 286 | 0 | 242 | 27 | 5 | 0 | 7 | 1 | 4 | 0 | 0 | 0 | 0 | 0 |
| 1600 | 345 | 0 | 295 | 23 | 1 | 1 | 17 | 1 | 6 | 0 | 1 | 0 | 0 | 0 |
| 1700 | 342 | 0 | 297 | 21 | 1 | 1 | 14 | 2 | 5 | 1 | 0 | 0 | 0 | 0 |
| 1800 | 216 | 1 | 197 | 10 | 0 | 1 | 3 | 1 | 3 | 0 | 0 | 0 | 0 | 0 |
| 1900 | 128 | 0 | 110 | 10 | 0 | 1 | 3 | 3 | 1 | 0 | 0 | 0 | 0 | 0 |
| 2000 | 64 | 1 | 58 | 4 | 0 | 0 | 1 | 0 | 0 | 0 | 0 | 0 | 0 | 0 |
| 2100 | 42 | 0 | 39 | 3 | 0 | 0 | 0 | 0 | 0 | 0 | 0 | 0 | 0 | 0 |
| 2200 | 47 | 0 | 42 | 3 | 1 | 0 | 0 | 1 | 0 | 0 | 0 | 0 | 0 | 0 |
| 2300 | 29 | 0 | 26 | 2 | 0 | 0 | 1 | 0 | 0 | 0 | 0 | 0 | 0 | 0 |
| 07-19 | 2600 | 5 | 2151 | 290 | 24 | 27 | 58 | 12 | 29 | 1 | 1 | 1 | 0 | 1 |
| 06-22 | 2916 | 8 | 2404 | 316 | 34 | 36 | 66 | 15 | 32 | 1 | 2 | 1 | 0 | 1 |
| 06-00 | 2992 | 8 | 2472 | 321 | 35 | 36 | 67 | 16 | 32 | 1 | 2 | 1 | 0 | 1 |
| 00-00 | 3145 | 12 | 2565 | 340 | 42 | 51 | 72 | 16 | 38 | 1 | 4 | 3 | 0 | 1 |

Peak step 16:00 (345) AM Peak step 8:00 (178) PM Peak step 16:00 (345)

*** Saturday, January 27, 2024**

| Time | Total | Cls | Cls | Cls | Cls | Cls | Cls | Cls | Cls | Cls | Cls | Cls | Cls | Cls |
|--------------|-------------|----------|-------------|------------|-----------|-----------|-----------|----------|----------|----------|----------|----------|----------|----------|
| <-- | | 1 | 2 | 3 | 4 | 5 | 6 | 7 | 8 | 9 | 10 | 11 | 12 | 13 |
| 0000 | 20 | 0 | 19 | 0 | 0 | 0 | 1 | 0 | 0 | 0 | 0 | 0 | 0 | 0 |
| 0100 | 10 | 0 | 8 | 1 | 0 | 0 | 1 | 0 | 0 | 0 | 0 | 0 | 0 | 0 |
| 0200 | 13 | 0 | 11 | 2 | 0 | 0 | 0 | 0 | 0 | 0 | 0 | 0 | 0 | 0 |
| 0300 | 14 | 0 | 11 | 2 | 0 | 0 | 0 | 0 | 0 | 1 | 0 | 0 | 0 | 0 |
| 0400 | 14 | 0 | 8 | 4 | 0 | 2 | 0 | 0 | 0 | 0 | 0 | 0 | 0 | 0 |
| 0500 | 30 | 1 | 16 | 5 | 0 | 4 | 1 | 0 | 0 | 1 | 2 | 0 | 0 | 0 |
| 0600 | 42 | 2 | 29 | 3 | 3 | 3 | 0 | 0 | 0 | 0 | 2 | 0 | 0 | 0 |
| 0700 | 58 | 1 | 39 | 9 | 4 | 3 | 2 | 0 | 0 | 0 | 0 | 0 | 0 | 0 |
| 0800 | 92 | 0 | 73 | 10 | 4 | 1 | 3 | 0 | 1 | 0 | 0 | 0 | 0 | 0 |
| 0900 | 108 | 1 | 90 | 14 | 2 | 0 | 1 | 0 | 0 | 0 | 0 | 0 | 0 | 0 |
| 1000 | 95 | 1 | 72 | 20 | 0 | 1 | 1 | 0 | 0 | 0 | 0 | 0 | 0 | 0 |
| 1100 | 94 | 0 | 81 | 11 | 1 | 0 | 1 | 0 | 0 | 0 | 0 | 0 | 0 | 0 |
| 1200 | 108 | 0 | 92 | 16 | 0 | 0 | 0 | 0 | 0 | 0 | 0 | 0 | 0 | 0 |
| 1300 | 109 | 0 | 95 | 12 | 0 | 0 | 1 | 0 | 1 | 0 | 0 | 0 | 0 | 0 |
| 1400 | 101 | 1 | 82 | 13 | 1 | 1 | 3 | 0 | 0 | 0 | 0 | 0 | 0 | 0 |
| 1500 | 111 | 0 | 94 | 15 | 0 | 1 | 1 | 0 | 0 | 0 | 0 | 0 | 0 | 0 |
| 1600 | 115 | 0 | 99 | 12 | 0 | 0 | 3 | 1 | 0 | 0 | 0 | 0 | 0 | 0 |
| 1700 | 93 | 0 | 79 | 12 | 0 | 0 | 1 | 0 | 0 | 1 | 0 | 0 | 0 | 0 |
| 1800 | 74 | 1 | 62 | 7 | 1 | 0 | 1 | 0 | 2 | 0 | 0 | 0 | 0 | 0 |
| 1900 | 65 | 0 | 60 | 4 | 0 | 0 | 0 | 0 | 1 | 0 | 0 | 0 | 0 | 0 |
| 2000 | 42 | 0 | 36 | 4 | 0 | 0 | 1 | 0 | 1 | 0 | 0 | 0 | 0 | 0 |
| 2100 | 33 | 0 | 30 | 2 | 0 | 0 | 0 | 0 | 0 | 0 | 0 | 0 | 0 | 1 |
| 2200 | 33 | 0 | 30 | 1 | 0 | 0 | 1 | 1 | 0 | 0 | 0 | 0 | 0 | 0 |
| 2300 | 37 | 0 | 34 | 3 | 0 | 0 | 0 | 0 | 0 | 0 | 0 | 0 | 0 | 0 |
| 07-19 | 1158 | 5 | 958 | 151 | 13 | 7 | 18 | 1 | 4 | 1 | 0 | 0 | 0 | 0 |
| 06-22 | 1340 | 7 | 1113 | 164 | 16 | 10 | 19 | 1 | 6 | 1 | 2 | 0 | 0 | 1 |
| 06-00 | 1410 | 7 | 1177 | 168 | 16 | 10 | 20 | 2 | 6 | 1 | 2 | 0 | 0 | 1 |
| 00-00 | 1511 | 8 | 1250 | 182 | 16 | 16 | 23 | 2 | 6 | 3 | 4 | 0 | 0 | 1 |

Peak step 16:00 (115) AM Peak step 9:00 (108) PM Peak step 16:00 (115)

*** Sunday, January 28, 2024**

| Time | Total | Cls 1 | Cls 2 | Cls 3 | Cls 4 | Cls 5 | Cls 6 | Cls 7 | Cls 8 | Cls 9 | Cls 10 | Cls 11 | Cls 12 | Cls 13 |
|--------------|-------------|----------|-------------|------------|-----------|-----------|-----------|----------|----------|----------|----------|----------|----------|----------|
| <-- | | 1 | 2 | 3 | 4 | 5 | 6 | 7 | 8 | 9 | 10 | 11 | 12 | 13 |
| 0000 | 14 | 0 | 14 | 0 | 0 | 0 | 0 | 0 | 0 | 0 | 0 | 0 | 0 | 0 |
| 0100 | 7 | 0 | 5 | 1 | 0 | 0 | 0 | 1 | 0 | 0 | 0 | 0 | 0 | 0 |
| 0200 | 9 | 0 | 7 | 2 | 0 | 0 | 0 | 0 | 0 | 0 | 0 | 0 | 0 | 0 |
| 0300 | 9 | 0 | 8 | 1 | 0 | 0 | 0 | 0 | 0 | 0 | 0 | 0 | 0 | 0 |
| 0400 | 15 | 0 | 9 | 3 | 0 | 2 | 0 | 0 | 1 | 0 | 0 | 0 | 0 | 0 |
| 0500 | 26 | 1 | 15 | 2 | 1 | 5 | 0 | 0 | 0 | 1 | 0 | 1 | 0 | 0 |
| 0600 | 27 | 2 | 13 | 2 | 3 | 5 | 1 | 0 | 1 | 0 | 0 | 0 | 0 | 0 |
| 0700 | 35 | 1 | 23 | 5 | 1 | 2 | 0 | 0 | 1 | 1 | 0 | 1 | 0 | 0 |
| 0800 | 50 | 0 | 37 | 9 | 3 | 0 | 0 | 0 | 0 | 0 | 0 | 1 | 0 | 0 |
| 0900 | 68 | 0 | 60 | 3 | 2 | 1 | 2 | 0 | 0 | 0 | 0 | 0 | 0 | 0 |
| 1000 | 91 | 0 | 78 | 12 | 0 | 1 | 0 | 0 | 0 | 0 | 0 | 0 | 0 | 0 |
| 1100 | 103 | 0 | 91 | 9 | 0 | 2 | 1 | 0 | 0 | 0 | 0 | 0 | 0 | 0 |
| 1200 | 131 | 1 | 112 | 14 | 1 | 1 | 0 | 1 | 1 | 0 | 0 | 0 | 0 | 0 |
| 1300 | 120 | 0 | 110 | 10 | 0 | 0 | 0 | 0 | 0 | 0 | 0 | 0 | 0 | 0 |
| 1400 | 86 | 0 | 80 | 6 | 0 | 0 | 0 | 0 | 0 | 0 | 0 | 0 | 0 | 0 |
| 1500 | 96 | 0 | 88 | 6 | 0 | 2 | 0 | 0 | 0 | 0 | 0 | 0 | 0 | 0 |
| 1600 | 92 | 0 | 83 | 9 | 0 | 0 | 0 | 0 | 0 | 0 | 0 | 0 | 0 | 0 |
| 1700 | 86 | 0 | 79 | 5 | 0 | 0 | 2 | 0 | 0 | 0 | 0 | 0 | 0 | 0 |
| 1800 | 51 | 1 | 46 | 3 | 0 | 0 | 1 | 0 | 0 | 0 | 0 | 0 | 0 | 0 |
| 1900 | 49 | 0 | 42 | 5 | 0 | 0 | 2 | 0 | 0 | 0 | 0 | 0 | 0 | 0 |
| 2000 | 57 | 0 | 45 | 8 | 0 | 1 | 2 | 0 | 1 | 0 | 0 | 0 | 0 | 0 |
| 2100 | 41 | 0 | 38 | 2 | 0 | 0 | 0 | 1 | 0 | 0 | 0 | 0 | 0 | 0 |
| 2200 | 37 | 0 | 31 | 5 | 0 | 0 | 0 | 0 | 1 | 0 | 0 | 0 | 0 | 0 |
| 2300 | 25 | 0 | 20 | 5 | 0 | 0 | 0 | 0 | 0 | 0 | 0 | 0 | 0 | 0 |
| 07-19 | 1009 | 3 | 887 | 91 | 7 | 9 | 6 | 1 | 2 | 1 | 0 | 2 | 0 | 0 |
| 06-22 | 1183 | 5 | 1025 | 108 | 10 | 15 | 11 | 2 | 4 | 1 | 0 | 2 | 0 | 0 |
| 06-00 | 1245 | 5 | 1076 | 118 | 10 | 15 | 11 | 2 | 5 | 1 | 0 | 2 | 0 | 0 |
| 00-00 | 1325 | 6 | 1134 | 127 | 11 | 22 | 11 | 3 | 6 | 2 | 0 | 3 | 0 | 0 |

Peak step 12:00 (131) AM Peak step 11:00 (103) PM Peak step 12:00 (131)

*** Monday, January 29, 2024**

| Time | Total | Cls 1 | Cls 2 | Cls 3 | Cls 4 | Cls 5 | Cls 6 | Cls 7 | Cls 8 | Cls 9 | Cls 10 | Cls 11 | Cls 12 | Cls 13 |
|--------------|-------------|-----------|-------------|------------|-----------|-----------|-----------|----------|-----------|----------|----------|----------|----------|----------|
| <-- | | 1 | 2 | 3 | 4 | 5 | 6 | 7 | 8 | 9 | 10 | 11 | 12 | 13 |
| 0000 | 10 | 0 | 8 | 1 | 0 | 1 | 0 | 0 | 0 | 0 | 0 | 0 | 0 | 0 |
| 0100 | 7 | 0 | 6 | 0 | 0 | 0 | 1 | 0 | 0 | 0 | 0 | 0 | 0 | 0 |
| 0200 | 7 | 0 | 6 | 1 | 0 | 0 | 0 | 0 | 0 | 0 | 0 | 0 | 0 | 0 |
| 0300 | 13 | 1 | 6 | 4 | 0 | 0 | 0 | 1 | 0 | 0 | 1 | 0 | 0 | 0 |
| 0400 | 24 | 0 | 11 | 6 | 0 | 4 | 0 | 0 | 0 | 0 | 1 | 2 | 0 | 0 |
| 0500 | 83 | 6 | 47 | 10 | 2 | 4 | 3 | 0 | 6 | 2 | 2 | 0 | 0 | 1 |
| 0600 | 85 | 5 | 47 | 10 | 9 | 3 | 3 | 0 | 4 | 1 | 2 | 1 | 0 | 0 |
| 0700 | 144 | 0 | 110 | 15 | 6 | 6 | 2 | 0 | 5 | 0 | 0 | 0 | 0 | 0 |
| 0800 | 171 | 0 | 140 | 20 | 3 | 5 | 3 | 0 | 0 | 0 | 0 | 0 | 0 | 0 |
| 0900 | 151 | 0 | 118 | 23 | 3 | 3 | 2 | 0 | 1 | 1 | 0 | 0 | 0 | 0 |
| 1000 | 109 | 2 | 68 | 30 | 4 | 2 | 1 | 2 | 0 | 0 | 0 | 0 | 0 | 0 |
| 1100 | 116 | 0 | 85 | 26 | 1 | 3 | 0 | 0 | 0 | 0 | 0 | 1 | 0 | 0 |
| 1200 | 144 | 0 | 125 | 19 | 0 | 0 | 0 | 0 | 0 | 0 | 0 | 0 | 0 | 0 |
| 1300 | 190 | 0 | 148 | 34 | 2 | 3 | 0 | 0 | 2 | 1 | 0 | 0 | 0 | 0 |
| 1400 | 251 | 1 | 206 | 36 | 6 | 2 | 0 | 0 | 0 | 0 | 0 | 0 | 0 | 0 |
| 1500 | 282 | 0 | 223 | 45 | 8 | 5 | 0 | 0 | 1 | 0 | 0 | 0 | 0 | 0 |
| 1600 | 343 | 0 | 310 | 27 | 1 | 4 | 0 | 0 | 1 | 0 | 0 | 0 | 0 | 0 |
| 1700 | 376 | 0 | 345 | 23 | 2 | 3 | 2 | 0 | 1 | 0 | 0 | 0 | 0 | 0 |
| 1800 | 290 | 4 | 263 | 17 | 3 | 1 | 0 | 1 | 0 | 1 | 0 | 0 | 0 | 0 |
| 1900 | 171 | 0 | 162 | 8 | 1 | 0 | 0 | 0 | 0 | 0 | 0 | 0 | 0 | 0 |
| 2000 | 86 | 0 | 77 | 7 | 0 | 2 | 0 | 0 | 0 | 0 | 0 | 0 | 0 | 0 |
| 2100 | 52 | 0 | 46 | 6 | 0 | 0 | 0 | 0 | 0 | 0 | 0 | 0 | 0 | 0 |
| 2200 | 47 | 0 | 43 | 3 | 0 | 1 | 0 | 0 | 0 | 0 | 0 | 0 | 0 | 0 |
| 2300 | 33 | 0 | 29 | 4 | 0 | 0 | 0 | 0 | 0 | 0 | 0 | 0 | 0 | 0 |
| 07-19 | 2567 | 7 | 2141 | 315 | 39 | 37 | 10 | 3 | 11 | 3 | 0 | 1 | 0 | 0 |
| 06-22 | 2961 | 12 | 2473 | 346 | 49 | 42 | 13 | 3 | 15 | 4 | 2 | 2 | 0 | 0 |
| 06-00 | 3041 | 12 | 2545 | 353 | 49 | 43 | 13 | 3 | 15 | 4 | 2 | 2 | 0 | 0 |
| 00-00 | 3185 | 19 | 2629 | 375 | 51 | 52 | 17 | 4 | 21 | 6 | 6 | 4 | 0 | 1 |

Peak step 17:00 (376) AM Peak step 8:00 (171) PM Peak step 17:00 (376)

*** Tuesday, January 30, 2024**

| Time | Total | Cls | Cls | Cls | Cls | Cls | Cls | Cls | Cls | Cls | Cls | Cls | Cls | Cls |
|--------------|-------------|-----------|-------------|------------|-----------|-----------|-----------|----------|----------|----------|----------|----------|----------|----------|
| <-- | | 1 | 2 | 3 | 4 | 5 | 6 | 7 | 8 | 9 | 10 | 11 | 12 | 13 |
| 0000 | 11 | 0 | 10 | 1 | 0 | 0 | 0 | 0 | 0 | 0 | 0 | 0 | 0 | 0 |
| 0100 | 11 | 0 | 8 | 2 | 1 | 0 | 0 | 0 | 0 | 0 | 0 | 0 | 0 | 0 |
| 0200 | 22 | 0 | 18 | 4 | 0 | 0 | 0 | 0 | 0 | 0 | 0 | 0 | 0 | 0 |
| 0300 | 13 | 0 | 7 | 4 | 1 | 0 | 0 | 0 | 0 | 0 | 0 | 0 | 0 | 1 |
| 0400 | 22 | 0 | 7 | 7 | 0 | 8 | 0 | 0 | 0 | 0 | 0 | 0 | 0 | 0 |
| 0500 | 78 | 1 | 44 | 13 | 5 | 13 | 1 | 0 | 1 | 0 | 0 | 0 | 0 | 0 |
| 0600 | 84 | 1 | 52 | 14 | 9 | 7 | 0 | 0 | 1 | 0 | 0 | 0 | 0 | 0 |
| 0700 | 151 | 0 | 108 | 27 | 9 | 7 | 0 | 0 | 0 | 0 | 0 | 0 | 0 | 0 |
| 0800 | 187 | 0 | 148 | 26 | 4 | 4 | 5 | 0 | 0 | 0 | 0 | 0 | 0 | 0 |
| 0900 | 164 | 1 | 128 | 30 | 2 | 3 | 0 | 0 | 0 | 0 | 0 | 0 | 0 | 0 |
| 1000 | 126 | 0 | 81 | 38 | 3 | 2 | 0 | 1 | 1 | 0 | 0 | 0 | 0 | 0 |
| 1100 | 115 | 0 | 88 | 19 | 2 | 4 | 1 | 1 | 0 | 0 | 0 | 0 | 0 | 0 |
| 1200 | 175 | 0 | 146 | 26 | 2 | 1 | 0 | 0 | 0 | 0 | 0 | 0 | 0 | 0 |
| 1300 | 192 | 0 | 146 | 42 | 1 | 3 | 0 | 0 | 0 | 0 | 0 | 0 | 0 | 0 |
| 1400 | 266 | 0 | 228 | 35 | 1 | 1 | 1 | 0 | 0 | 0 | 0 | 0 | 0 | 0 |
| 1500 | 346 | 1 | 293 | 39 | 5 | 4 | 2 | 0 | 1 | 1 | 0 | 0 | 0 | 0 |
| 1600 | 377 | 1 | 341 | 27 | 2 | 4 | 2 | 0 | 0 | 0 | 0 | 0 | 0 | 0 |
| 1700 | 400 | 3 | 366 | 25 | 2 | 3 | 0 | 1 | 0 | 0 | 0 | 0 | 0 | 0 |
| 1800 | 311 | 2 | 283 | 22 | 1 | 2 | 0 | 1 | 0 | 0 | 0 | 0 | 0 | 0 |
| 1900 | 211 | 0 | 194 | 13 | 0 | 1 | 2 | 0 | 1 | 0 | 0 | 0 | 0 | 0 |
| 2000 | 112 | 0 | 100 | 10 | 2 | 0 | 0 | 0 | 0 | 0 | 0 | 0 | 0 | 0 |
| 2100 | 60 | 0 | 55 | 4 | 0 | 0 | 1 | 0 | 0 | 0 | 0 | 0 | 0 | 0 |
| 2200 | 41 | 0 | 38 | 3 | 0 | 0 | 0 | 0 | 0 | 0 | 0 | 0 | 0 | 0 |
| 2300 | 38 | 1 | 30 | 7 | 0 | 0 | 0 | 0 | 0 | 0 | 0 | 0 | 0 | 0 |
| 07-19 | 2810 | 8 | 2356 | 356 | 34 | 38 | 11 | 4 | 2 | 1 | 0 | 0 | 0 | 0 |
| 06-22 | 3277 | 9 | 2757 | 397 | 45 | 46 | 14 | 4 | 4 | 1 | 0 | 0 | 0 | 0 |
| 06-00 | 3356 | 10 | 2825 | 407 | 45 | 46 | 14 | 4 | 4 | 1 | 0 | 0 | 0 | 0 |
| 00-00 | 3513 | 11 | 2919 | 438 | 52 | 67 | 15 | 4 | 5 | 1 | 0 | 0 | 0 | 1 |

Peak step 17:00 (400) AM Peak step 8:00 (187) PM Peak step 17:00 (400)

*** Wednesday, January 31, 2024**

| Time | Total | Cls | Cls | Cls | Cls | Cls | Cls | Cls | Cls | Cls | Cls | Cls | Cls | Cls |
|--------------|-------------|----------|-------------|------------|-----------|-----------|-----------|-----------|-----------|----------|----------|----------|----------|----------|
| <-- | | 1 | 2 | 3 | 4 | 5 | 6 | 7 | 8 | 9 | 10 | 11 | 12 | 13 |
| 0000 | 16 | 0 | 16 | 0 | 0 | 0 | 0 | 0 | 0 | 0 | 0 | 0 | 0 | 0 |
| 0100 | 10 | 0 | 8 | 1 | 1 | 0 | 0 | 0 | 0 | 0 | 0 | 0 | 0 | 0 |
| 0200 | 18 | 0 | 15 | 3 | 0 | 0 | 0 | 0 | 0 | 0 | 0 | 0 | 0 | 0 |
| 0300 | 11 | 0 | 6 | 2 | 1 | 1 | 0 | 0 | 0 | 1 | 0 | 0 | 0 | 0 |
| 0400 | 28 | 0 | 14 | 7 | 1 | 5 | 0 | 0 | 0 | 1 | 0 | 0 | 0 | 0 |
| 0500 | 66 | 1 | 34 | 15 | 2 | 12 | 1 | 0 | 1 | 0 | 0 | 0 | 0 | 0 |
| 0600 | 80 | 0 | 49 | 11 | 8 | 11 | 0 | 0 | 1 | 0 | 0 | 0 | 0 | 0 |
| 0700 | 143 | 0 | 107 | 19 | 2 | 9 | 1 | 2 | 2 | 1 | 0 | 0 | 0 | 0 |
| 0800 | 185 | 0 | 145 | 28 | 6 | 3 | 2 | 0 | 1 | 0 | 0 | 0 | 0 | 0 |
| 0900 | 150 | 0 | 115 | 32 | 1 | 1 | 1 | 0 | 0 | 0 | 0 | 0 | 0 | 0 |
| 1000 | 142 | 1 | 109 | 25 | 1 | 4 | 0 | 1 | 0 | 1 | 0 | 0 | 0 | 0 |
| 1100 | 129 | 0 | 104 | 19 | 3 | 3 | 0 | 0 | 0 | 0 | 0 | 0 | 0 | 0 |
| 1200 | 162 | 0 | 141 | 19 | 2 | 0 | 0 | 0 | 0 | 0 | 0 | 0 | 0 | 0 |
| 1300 | 218 | 0 | 176 | 36 | 0 | 3 | 3 | 0 | 0 | 0 | 0 | 0 | 0 | 0 |
| 1400 | 316 | 0 | 259 | 46 | 3 | 3 | 5 | 0 | 0 | 0 | 0 | 0 | 0 | 0 |
| 1500 | 297 | 0 | 240 | 43 | 5 | 0 | 5 | 3 | 1 | 0 | 0 | 0 | 0 | 0 |
| 1600 | 350 | 0 | 303 | 31 | 1 | 2 | 6 | 3 | 4 | 0 | 0 | 0 | 0 | 0 |
| 1700 | 421 | 2 | 377 | 28 | 0 | 2 | 6 | 5 | 1 | 0 | 0 | 0 | 0 | 0 |
| 1800 | 287 | 0 | 256 | 17 | 2 | 2 | 3 | 1 | 6 | 0 | 0 | 0 | 0 | 0 |
| 1900 | 163 | 0 | 149 | 10 | 0 | 0 | 3 | 0 | 1 | 0 | 0 | 0 | 0 | 0 |
| 2000 | 77 | 1 | 64 | 10 | 0 | 1 | 0 | 1 | 0 | 0 | 0 | 0 | 0 | 0 |
| 2100 | 62 | 0 | 50 | 7 | 0 | 0 | 4 | 0 | 0 | 0 | 0 | 1 | 0 | 0 |
| 2200 | 67 | 0 | 55 | 10 | 0 | 0 | 1 | 0 | 1 | 0 | 0 | 0 | 0 | 0 |
| 2300 | 34 | 0 | 28 | 4 | 0 | 0 | 2 | 0 | 0 | 0 | 0 | 0 | 0 | 0 |
| 07-19 | 2800 | 3 | 2332 | 343 | 26 | 32 | 32 | 15 | 15 | 2 | 0 | 0 | 0 | 0 |
| 06-22 | 3182 | 4 | 2644 | 381 | 34 | 44 | 39 | 16 | 17 | 2 | 0 | 1 | 0 | 0 |
| 06-00 | 3283 | 4 | 2727 | 395 | 34 | 44 | 42 | 16 | 18 | 2 | 0 | 1 | 0 | 0 |
| 00-00 | 3432 | 5 | 2820 | 423 | 39 | 62 | 43 | 16 | 19 | 4 | 0 | 1 | 0 | 0 |

Peak step 17:00 (421) AM Peak step 8:00 (185) PM Peak step 17:00 (421)

*** Thursday, February 1, 2024**

| Time | Total | Cls | Cls | Cls | Cls | Cls | Cls | Cls | Cls | Cls | Cls | Cls | Cls | Cls |
|--------------|-------------|-----------|-------------|------------|-----------|-----------|-----------|----------|-----------|----------|----------|----------|----------|----------|
| <-- | | 1 | 2 | 3 | 4 | 5 | 6 | 7 | 8 | 9 | 10 | 11 | 12 | 13 |
| 0000 | 24 | 0 | 21 | 3 | 0 | 0 | 0 | 0 | 0 | 0 | 0 | 0 | 0 | 0 |
| 0100 | 6 | 0 | 4 | 2 | 0 | 0 | 0 | 0 | 0 | 0 | 0 | 0 | 0 | 0 |
| 0200 | 23 | 0 | 18 | 5 | 0 | 0 | 0 | 0 | 0 | 0 | 0 | 0 | 0 | 0 |
| 0300 | 13 | 0 | 6 | 5 | 0 | 0 | 0 | 0 | 1 | 0 | 1 | 0 | 0 | 0 |
| 0400 | 25 | 1 | 11 | 6 | 1 | 5 | 0 | 0 | 1 | 0 | 0 | 0 | 0 | 0 |
| 0500 | 75 | 3 | 54 | 12 | 1 | 3 | 0 | 0 | 1 | 0 | 0 | 1 | 0 | 0 |
| 0600 | 96 | 1 | 56 | 14 | 9 | 6 | 5 | 0 | 4 | 1 | 0 | 0 | 0 | 0 |
| 0700 | 165 | 1 | 121 | 24 | 5 | 6 | 4 | 0 | 3 | 1 | 0 | 0 | 0 | 0 |
| 0800 | 202 | 0 | 162 | 30 | 1 | 4 | 3 | 0 | 2 | 0 | 0 | 0 | 0 | 0 |
| 0900 | 149 | 0 | 115 | 30 | 2 | 1 | 0 | 0 | 1 | 0 | 0 | 0 | 0 | 0 |
| 1000 | 127 | 0 | 98 | 24 | 1 | 3 | 0 | 0 | 0 | 1 | 0 | 0 | 0 | 0 |
| 1100 | 147 | 1 | 115 | 24 | 2 | 2 | 1 | 0 | 2 | 0 | 0 | 0 | 0 | 0 |
| 1200 | 184 | 0 | 147 | 33 | 1 | 2 | 1 | 0 | 0 | 0 | 0 | 0 | 0 | 0 |
| 1300 | 198 | 0 | 162 | 30 | 2 | 2 | 0 | 1 | 1 | 0 | 0 | 0 | 0 | 0 |
| 1400 | 289 | 0 | 244 | 42 | 1 | 0 | 1 | 0 | 1 | 0 | 0 | 0 | 0 | 0 |
| 1500 | 332 | 1 | 282 | 40 | 2 | 5 | 1 | 0 | 1 | 0 | 0 | 0 | 0 | 0 |
| 1600 | 390 | 1 | 342 | 33 | 1 | 3 | 4 | 3 | 3 | 0 | 0 | 0 | 0 | 0 |
| 1700 | 364 | 0 | 329 | 18 | 1 | 0 | 7 | 3 | 3 | 0 | 1 | 2 | 0 | 0 |
| 1800 | 295 | 1 | 267 | 23 | 0 | 1 | 2 | 0 | 0 | 1 | 0 | 0 | 0 | 0 |
| 1900 | 220 | 0 | 200 | 18 | 0 | 0 | 1 | 1 | 0 | 0 | 0 | 0 | 0 | 0 |
| 2000 | 117 | 0 | 105 | 10 | 0 | 1 | 1 | 0 | 0 | 0 | 0 | 0 | 0 | 0 |
| 2100 | 57 | 0 | 52 | 5 | 0 | 0 | 0 | 0 | 0 | 0 | 0 | 0 | 0 | 0 |
| 2200 | 43 | 0 | 37 | 6 | 0 | 0 | 0 | 0 | 0 | 0 | 0 | 0 | 0 | 0 |
| 2300 | 49 | 0 | 42 | 6 | 0 | 0 | 0 | 0 | 1 | 0 | 0 | 0 | 0 | 0 |
| 07-19 | 2842 | 5 | 2384 | 351 | 19 | 29 | 24 | 7 | 17 | 3 | 1 | 2 | 0 | 0 |
| 06-22 | 3332 | 6 | 2797 | 398 | 28 | 36 | 31 | 8 | 21 | 4 | 1 | 2 | 0 | 0 |
| 06-00 | 3424 | 6 | 2876 | 410 | 28 | 36 | 31 | 8 | 22 | 4 | 1 | 2 | 0 | 0 |
| 00-00 | 3590 | 10 | 2990 | 443 | 30 | 44 | 31 | 8 | 25 | 4 | 2 | 3 | 0 | 0 |

Peak step 16:00 (390) AM Peak step 8:00 (202) PM Peak step 16:00 (390)

*** Friday, February 2, 2024**

| Time | Total | Cls | Cls | Cls | Cls | Cls | Cls | Cls | Cls | Cls | Cls | Cls | Cls | Cls |
|--------------|-------------|-----------|-------------|------------|-----------|-----------|----------|----------|-----------|----------|----------|----------|----------|----------|
| <-- | | 1 | 2 | 3 | 4 | 5 | 6 | 7 | 8 | 9 | 10 | 11 | 12 | 13 |
| 0000 | 19 | 0 | 18 | 1 | 0 | 0 | 0 | 0 | 0 | 0 | 0 | 0 | 0 | 0 |
| 0100 | 5 | 0 | 4 | 1 | 0 | 0 | 0 | 0 | 0 | 0 | 0 | 0 | 0 | 0 |
| 0200 | 23 | 0 | 17 | 5 | 0 | 0 | 0 | 0 | 1 | 0 | 0 | 0 | 0 | 0 |
| 0300 | 14 | 0 | 11 | 3 | 0 | 0 | 0 | 0 | 0 | 0 | 0 | 0 | 0 | 0 |
| 0400 | 26 | 0 | 13 | 8 | 2 | 2 | 0 | 0 | 1 | 0 | 0 | 0 | 0 | 0 |
| 0500 | 79 | 3 | 58 | 5 | 1 | 4 | 2 | 0 | 6 | 0 | 0 | 0 | 0 | 0 |
| 0600 | 86 | 4 | 54 | 17 | 5 | 4 | 0 | 0 | 0 | 1 | 0 | 1 | 0 | 0 |
| 0700 | 143 | 1 | 112 | 17 | 6 | 4 | 1 | 0 | 2 | 0 | 0 | 0 | 0 | 0 |
| 0800 | 162 | 0 | 122 | 31 | 2 | 6 | 0 | 0 | 1 | 0 | 0 | 0 | 0 | 0 |
| 0900 | 138 | 0 | 105 | 30 | 1 | 1 | 0 | 0 | 1 | 0 | 0 | 0 | 0 | 0 |
| 1000 | 120 | 0 | 95 | 19 | 1 | 4 | 1 | 0 | 0 | 0 | 0 | 0 | 0 | 0 |
| 1100 | 146 | 0 | 113 | 29 | 2 | 1 | 0 | 1 | 0 | 0 | 0 | 0 | 0 | 0 |
| 1200 | 174 | 1 | 150 | 17 | 0 | 3 | 1 | 0 | 2 | 0 | 0 | 0 | 0 | 0 |
| 1300 | 245 | 0 | 205 | 31 | 2 | 4 | 1 | 0 | 1 | 1 | 0 | 0 | 0 | 0 |
| 1400 | 292 | 0 | 244 | 43 | 3 | 2 | 0 | 0 | 0 | 0 | 0 | 0 | 0 | 0 |
| 1500 | 270 | 0 | 229 | 29 | 7 | 4 | 0 | 1 | 0 | 0 | 0 | 0 | 0 | 0 |
| 1600 | 311 | 0 | 279 | 26 | 2 | 3 | 0 | 1 | 0 | 0 | 0 | 0 | 0 | 0 |
| 1700 | 373 | 1 | 339 | 30 | 0 | 2 | 0 | 0 | 0 | 1 | 0 | 0 | 0 | 0 |
| 1800 | 228 | 1 | 205 | 17 | 2 | 2 | 1 | 0 | 0 | 0 | 0 | 0 | 0 | 0 |
| 1900 | 144 | 0 | 123 | 20 | 0 | 0 | 1 | 0 | 0 | 0 | 0 | 0 | 0 | 0 |
| 2000 | 93 | 0 | 85 | 8 | 0 | 0 | 0 | 0 | 0 | 0 | 0 | 0 | 0 | 0 |
| 2100 | 39 | 0 | 36 | 1 | 1 | 1 | 0 | 0 | 0 | 0 | 0 | 0 | 0 | 0 |
| 2200 | 47 | 0 | 42 | 4 | 0 | 1 | 0 | 0 | 0 | 0 | 0 | 0 | 0 | 0 |
| 2300 | 36 | 0 | 33 | 2 | 1 | 0 | 0 | 0 | 0 | 0 | 0 | 0 | 0 | 0 |
| 07-19 | 2602 | 4 | 2198 | 319 | 28 | 36 | 5 | 3 | 7 | 2 | 0 | 0 | 0 | 0 |
| 06-22 | 2964 | 8 | 2496 | 365 | 34 | 41 | 6 | 3 | 7 | 3 | 0 | 1 | 0 | 0 |
| 06-00 | 3047 | 8 | 2571 | 371 | 35 | 42 | 6 | 3 | 7 | 3 | 0 | 1 | 0 | 0 |
| 00-00 | 3213 | 11 | 2692 | 394 | 38 | 48 | 8 | 3 | 15 | 3 | 0 | 1 | 0 | 0 |

Peak step 17:00 (373) AM Peak step 8:00 (162) PM Peak step 17:00 (373)

* Saturday, February 3, 2024

| Time | Total | Cls | Cls | Cls | Cls | Cls | Cls | Cls | Cls | Cls | Cls | Cls | Cls | Cls |
|--------------|-------------|----------|-------------|------------|-----------|-----------|----------|----------|----------|----------|----------|----------|----------|----------|
| <-- | | 1 | 2 | 3 | 4 | 5 | 6 | 7 | 8 | 9 | 10 | 11 | 12 | 13 |
| 0000 | 22 | 0 | 18 | 2 | 1 | 0 | 0 | 1 | 0 | 0 | 0 | 0 | 0 | 0 |
| 0100 | 9 | 0 | 7 | 1 | 1 | 0 | 0 | 0 | 0 | 0 | 0 | 0 | 0 | 0 |
| 0200 | 15 | 0 | 12 | 3 | 0 | 0 | 0 | 0 | 0 | 0 | 0 | 0 | 0 | 0 |
| 0300 | 9 | 0 | 7 | 2 | 0 | 0 | 0 | 0 | 0 | 0 | 0 | 0 | 0 | 0 |
| 0400 | 20 | 0 | 11 | 6 | 0 | 3 | 0 | 0 | 0 | 0 | 0 | 0 | 0 | 0 |
| 0500 | 27 | 0 | 15 | 3 | 1 | 7 | 0 | 0 | 1 | 0 | 0 | 0 | 0 | 0 |
| 0600 | 35 | 0 | 24 | 4 | 3 | 4 | 0 | 0 | 0 | 0 | 0 | 0 | 0 | 0 |
| 0700 | 61 | 0 | 44 | 9 | 3 | 4 | 0 | 0 | 1 | 0 | 0 | 0 | 0 | 0 |
| 0800 | 118 | 0 | 90 | 22 | 3 | 2 | 1 | 0 | 0 | 0 | 0 | 0 | 0 | 0 |
| 0900 | 76 | 0 | 61 | 12 | 2 | 1 | 0 | 0 | 0 | 0 | 0 | 0 | 0 | 0 |
| 1000 | 94 | 0 | 76 | 18 | 0 | 0 | 0 | 0 | 0 | 0 | 0 | 0 | 0 | 0 |
| 1100 | 105 | 0 | 93 | 11 | 0 | 1 | 0 | 0 | 0 | 0 | 0 | 0 | 0 | 0 |
| 1200 | 125 | 0 | 107 | 16 | 1 | 0 | 0 | 0 | 1 | 0 | 0 | 0 | 0 | 0 |
| 1300 | 100 | 0 | 82 | 18 | 0 | 0 | 0 | 0 | 0 | 0 | 0 | 0 | 0 | 0 |
| 1400 | 106 | 0 | 94 | 11 | 1 | 0 | 0 | 0 | 0 | 0 | 0 | 0 | 0 | 0 |
| 1500 | 110 | 0 | 99 | 11 | 0 | 0 | 0 | 0 | 0 | 0 | 0 | 0 | 0 | 0 |
| 1600 | 146 | 0 | 131 | 14 | 1 | 0 | 0 | 0 | 0 | 0 | 0 | 0 | 0 | 0 |
| 1700 | 103 | 0 | 90 | 12 | 0 | 0 | 0 | 1 | 0 | 0 | 0 | 0 | 0 | 0 |
| 1800 | 81 | 0 | 76 | 3 | 0 | 1 | 0 | 0 | 1 | 0 | 0 | 0 | 0 | 0 |
| 1900 | 63 | 0 | 55 | 4 | 0 | 1 | 2 | 1 | 0 | 0 | 0 | 0 | 0 | 0 |
| 2000 | 47 | 0 | 42 | 5 | 0 | 0 | 0 | 0 | 0 | 0 | 0 | 0 | 0 | 0 |
| 2100 | 49 | 0 | 45 | 4 | 0 | 0 | 0 | 0 | 0 | 0 | 0 | 0 | 0 | 0 |
| 2200 | 35 | 0 | 32 | 1 | 0 | 0 | 1 | 1 | 0 | 0 | 0 | 0 | 0 | 0 |
| 2300 | 38 | 0 | 32 | 3 | 0 | 0 | 0 | 3 | 0 | 0 | 0 | 0 | 0 | 0 |
| 07-19 | 1225 | 0 | 1043 | 157 | 11 | 9 | 1 | 1 | 3 | 0 | 0 | 0 | 0 | 0 |
| 06-22 | 1419 | 0 | 1209 | 174 | 14 | 14 | 3 | 2 | 3 | 0 | 0 | 0 | 0 | 0 |
| 06-00 | 1492 | 0 | 1273 | 178 | 14 | 14 | 4 | 6 | 3 | 0 | 0 | 0 | 0 | 0 |
| 00-00 | 1594 | 0 | 1343 | 195 | 17 | 24 | 4 | 7 | 4 | 0 | 0 | 0 | 0 | 0 |

Peak step 16:00 (146) AM Peak step 8:00 (118) PM Peak step 16:00 (146)

Traffic Data Service -- San Jose, CA Class Report

CustomList-871 -- English (ENU)

Datasets:

Site: [5] LA AVENIDA BT SHORELINE BLVD AND INIGO WAY
Data type: Axle sensors - Paired (Class/Speed/Count)

Profile:

Included classes: 1, 2, 3, 4, 5, 6, 7, 8, 9, 10, 11, 12, 13
Speed range: 0 - 100 mph.
Direction: West (bound), P = West, Lane = 0-16
Name: Default Profile
Scheme: Vehicle classification (Scheme F)
Units: Non metric (ft, mi, ft/s, mph, lb, ton)

Column Legend:

0 [Time] 24-hour time (0000 - 2359)
1 [Total] Number in time step
2 [Cls] Class totals

*** Sunday, February 11, 2024**

| Time | Total | Cls 1 | Cls 2 | Cls 3 | Cls 4 | Cls 5 | Cls 6 | Cls 7 | Cls 8 | Cls 9 | Cls 10 | Cls 11 | Cls 12 | Cls 13 |
|--------------|-------------|----------|-------------|------------|-----------|-----------|----------|----------|----------|----------|----------|----------|----------|----------|
| <-- | | 1 | 2 | 3 | 4 | 5 | 6 | 7 | 8 | 9 | 10 | 11 | 12 | 13 |
| 0000 | 15 | 0 | 15 | 0 | 0 | 0 | 0 | 0 | 0 | 0 | 0 | 0 | 0 | 0 |
| 0100 | 13 | 0 | 13 | 0 | 0 | 0 | 0 | 0 | 0 | 0 | 0 | 0 | 0 | 0 |
| 0200 | 12 | 0 | 11 | 1 | 0 | 0 | 0 | 0 | 0 | 0 | 0 | 0 | 0 | 0 |
| 0300 | 8 | 0 | 8 | 0 | 0 | 0 | 0 | 0 | 0 | 0 | 0 | 0 | 0 | 0 |
| 0400 | 13 | 0 | 6 | 3 | 2 | 1 | 0 | 0 | 1 | 0 | 0 | 0 | 0 | 0 |
| 0500 | 23 | 0 | 13 | 4 | 1 | 5 | 0 | 0 | 0 | 0 | 0 | 0 | 0 | 0 |
| 0600 | 25 | 0 | 13 | 2 | 2 | 8 | 0 | 0 | 0 | 0 | 0 | 0 | 0 | 0 |
| 0700 | 35 | 0 | 18 | 8 | 6 | 3 | 0 | 0 | 0 | 0 | 0 | 0 | 0 | 0 |
| 0800 | 47 | 0 | 40 | 3 | 1 | 3 | 0 | 0 | 0 | 0 | 0 | 0 | 0 | 0 |
| 0900 | 91 | 0 | 76 | 11 | 2 | 2 | 0 | 0 | 0 | 0 | 0 | 0 | 0 | 0 |
| 1000 | 75 | 0 | 62 | 11 | 0 | 2 | 0 | 0 | 0 | 0 | 0 | 0 | 0 | 0 |
| 1100 | 113 | 0 | 97 | 15 | 0 | 1 | 0 | 0 | 0 | 0 | 0 | 0 | 0 | 0 |
| 1200 | 117 | 0 | 102 | 14 | 0 | 1 | 0 | 0 | 0 | 0 | 0 | 0 | 0 | 0 |
| 1300 | 102 | 0 | 84 | 14 | 2 | 2 | 0 | 0 | 0 | 0 | 0 | 0 | 0 | 0 |
| 1400 | 102 | 0 | 88 | 14 | 0 | 0 | 0 | 0 | 0 | 0 | 0 | 0 | 0 | 0 |
| 1500 | 107 | 0 | 95 | 10 | 0 | 2 | 0 | 0 | 0 | 0 | 0 | 0 | 0 | 0 |
| 1600 | 80 | 0 | 71 | 8 | 1 | 0 | 0 | 0 | 0 | 0 | 0 | 0 | 0 | 0 |
| 1700 | 61 | 0 | 54 | 6 | 0 | 0 | 0 | 0 | 0 | 1 | 0 | 0 | 0 | 0 |
| 1800 | 46 | 0 | 40 | 4 | 0 | 1 | 0 | 0 | 1 | 0 | 0 | 0 | 0 | 0 |
| 1900 | 40 | 0 | 35 | 5 | 0 | 0 | 0 | 0 | 0 | 0 | 0 | 0 | 0 | 0 |
| 2000 | 54 | 0 | 50 | 4 | 0 | 0 | 0 | 0 | 0 | 0 | 0 | 0 | 0 | 0 |
| 2100 | 40 | 0 | 36 | 4 | 0 | 0 | 0 | 0 | 0 | 0 | 0 | 0 | 0 | 0 |
| 2200 | 44 | 0 | 37 | 6 | 0 | 1 | 0 | 0 | 0 | 0 | 0 | 0 | 0 | 0 |
| 2300 | 23 | 0 | 22 | 1 | 0 | 0 | 0 | 0 | 0 | 0 | 0 | 0 | 0 | 0 |
| 07-19 | 976 | 0 | 827 | 118 | 12 | 17 | 0 | 0 | 1 | 1 | 0 | 0 | 0 | 0 |
| 06-22 | 1135 | 0 | 961 | 133 | 14 | 25 | 0 | 0 | 1 | 1 | 0 | 0 | 0 | 0 |
| 06-00 | 1202 | 0 | 1020 | 140 | 14 | 26 | 0 | 0 | 1 | 1 | 0 | 0 | 0 | 0 |
| 00-00 | 1286 | 0 | 1086 | 148 | 17 | 32 | 0 | 0 | 2 | 1 | 0 | 0 | 0 | 0 |

Peak step 12:00 (117) AM Peak step 11:00 (113) PM Peak step 12:00 (117)

*** Monday, February 12, 2024**

| Time | Total | Cls | Cls | Cls | Cls | Cls | Cls | Cls | Cls | Cls | Cls | Cls | Cls | Cls |
|--------------|-------------|----------|-------------|------------|-----------|-----------|----------|----------|----------|----------|----------|----------|----------|----------|
| <-- | | 1 | 2 | 3 | 4 | 5 | 6 | 7 | 8 | 9 | 10 | 11 | 12 | 13 |
| 0000 | 11 | 0 | 8 | 1 | 1 | 0 | 0 | 0 | 1 | 0 | 0 | 0 | 0 | 0 |
| 0100 | 11 | 0 | 9 | 2 | 0 | 0 | 0 | 0 | 0 | 0 | 0 | 0 | 0 | 0 |
| 0200 | 7 | 0 | 7 | 0 | 0 | 0 | 0 | 0 | 0 | 0 | 0 | 0 | 0 | 0 |
| 0300 | 11 | 0 | 7 | 3 | 0 | 1 | 0 | 0 | 0 | 0 | 0 | 0 | 0 | 0 |
| 0400 | 24 | 0 | 7 | 8 | 0 | 7 | 0 | 0 | 2 | 0 | 0 | 0 | 0 | 0 |
| 0500 | 58 | 0 | 26 | 12 | 6 | 14 | 0 | 0 | 0 | 0 | 0 | 0 | 0 | 0 |
| 0600 | 77 | 0 | 38 | 12 | 18 | 5 | 0 | 0 | 3 | 1 | 0 | 0 | 0 | 0 |
| 0700 | 134 | 0 | 96 | 21 | 7 | 7 | 2 | 0 | 0 | 1 | 0 | 0 | 0 | 0 |
| 0800 | 173 | 1 | 133 | 32 | 3 | 3 | 1 | 0 | 0 | 0 | 0 | 0 | 0 | 0 |
| 0900 | 121 | 1 | 86 | 25 | 4 | 2 | 1 | 0 | 1 | 1 | 0 | 0 | 0 | 0 |
| 1000 | 112 | 1 | 78 | 21 | 3 | 7 | 1 | 0 | 0 | 1 | 0 | 0 | 0 | 0 |
| 1100 | 121 | 1 | 99 | 17 | 0 | 3 | 0 | 1 | 0 | 0 | 0 | 0 | 0 | 0 |
| 1200 | 159 | 0 | 135 | 22 | 1 | 1 | 0 | 0 | 0 | 0 | 0 | 0 | 0 | 0 |
| 1300 | 187 | 1 | 144 | 36 | 2 | 4 | 0 | 0 | 0 | 0 | 0 | 0 | 0 | 0 |
| 1400 | 267 | 0 | 225 | 35 | 1 | 5 | 1 | 0 | 0 | 0 | 0 | 0 | 0 | 0 |
| 1500 | 266 | 1 | 213 | 42 | 5 | 4 | 0 | 0 | 1 | 0 | 0 | 0 | 0 | 0 |
| 1600 | 315 | 1 | 273 | 33 | 2 | 5 | 0 | 1 | 0 | 0 | 0 | 0 | 0 | 0 |
| 1700 | 342 | 0 | 316 | 22 | 0 | 3 | 1 | 0 | 0 | 0 | 0 | 0 | 0 | 0 |
| 1800 | 268 | 0 | 244 | 17 | 2 | 4 | 0 | 0 | 1 | 0 | 0 | 0 | 0 | 0 |
| 1900 | 156 | 1 | 136 | 18 | 0 | 1 | 0 | 0 | 0 | 0 | 0 | 0 | 0 | 0 |
| 2000 | 99 | 0 | 90 | 8 | 1 | 0 | 0 | 0 | 0 | 0 | 0 | 0 | 0 | 0 |
| 2100 | 71 | 0 | 64 | 7 | 0 | 0 | 0 | 0 | 0 | 0 | 0 | 0 | 0 | 0 |
| 2200 | 35 | 0 | 32 | 2 | 1 | 0 | 0 | 0 | 0 | 0 | 0 | 0 | 0 | 0 |
| 2300 | 29 | 0 | 28 | 1 | 0 | 0 | 0 | 0 | 0 | 0 | 0 | 0 | 0 | 0 |
| 07-19 | 2465 | 7 | 2042 | 323 | 30 | 48 | 7 | 2 | 3 | 3 | 0 | 0 | 0 | 0 |
| 06-22 | 2868 | 8 | 2370 | 368 | 49 | 54 | 7 | 2 | 6 | 4 | 0 | 0 | 0 | 0 |
| 06-00 | 2932 | 8 | 2430 | 371 | 50 | 54 | 7 | 2 | 6 | 4 | 0 | 0 | 0 | 0 |
| 00-00 | 3054 | 8 | 2494 | 397 | 57 | 76 | 7 | 2 | 9 | 4 | 0 | 0 | 0 | 0 |

Peak step 17:00 (342) AM Peak step 8:00 (173) PM Peak step 17:00 (342)

*** Tuesday, February 13, 2024**

| Time | Total | Cls | Cls | Cls | Cls | Cls | Cls | Cls | Cls | Cls | Cls | Cls | Cls | Cls |
|--------------|-------------|----------|-------------|------------|-----------|-----------|-----------|----------|----------|----------|----------|----------|----------|----------|
| <-- | | 1 | 2 | 3 | 4 | 5 | 6 | 7 | 8 | 9 | 10 | 11 | 12 | 13 |
| 0000 | 16 | 0 | 15 | 0 | 1 | 0 | 0 | 0 | 0 | 0 | 0 | 0 | 0 | 0 |
| 0100 | 10 | 0 | 8 | 2 | 0 | 0 | 0 | 0 | 0 | 0 | 0 | 0 | 0 | 0 |
| 0200 | 22 | 0 | 18 | 2 | 2 | 0 | 0 | 0 | 0 | 0 | 0 | 0 | 0 | 0 |
| 0300 | 14 | 0 | 8 | 4 | 0 | 1 | 0 | 0 | 0 | 1 | 0 | 0 | 0 | 0 |
| 0400 | 24 | 0 | 8 | 7 | 0 | 8 | 0 | 0 | 1 | 0 | 0 | 0 | 0 | 0 |
| 0500 | 65 | 0 | 25 | 14 | 6 | 20 | 0 | 0 | 0 | 0 | 0 | 0 | 0 | 0 |
| 0600 | 81 | 0 | 38 | 15 | 19 | 9 | 0 | 0 | 0 | 0 | 0 | 0 | 0 | 0 |
| 0700 | 147 | 0 | 112 | 19 | 8 | 8 | 0 | 0 | 0 | 0 | 0 | 0 | 0 | 0 |
| 0800 | 201 | 1 | 155 | 36 | 4 | 4 | 1 | 0 | 0 | 0 | 0 | 0 | 0 | 0 |
| 0900 | 144 | 1 | 108 | 29 | 0 | 3 | 3 | 0 | 0 | 0 | 0 | 0 | 0 | 0 |
| 1000 | 129 | 0 | 94 | 25 | 4 | 4 | 0 | 0 | 1 | 1 | 0 | 0 | 0 | 0 |
| 1100 | 139 | 0 | 107 | 26 | 3 | 1 | 2 | 0 | 0 | 0 | 0 | 0 | 0 | 0 |
| 1200 | 164 | 1 | 133 | 23 | 3 | 4 | 0 | 0 | 0 | 0 | 0 | 0 | 0 | 0 |
| 1300 | 197 | 1 | 154 | 31 | 5 | 5 | 1 | 0 | 0 | 0 | 0 | 0 | 0 | 0 |
| 1400 | 269 | 0 | 226 | 39 | 2 | 2 | 0 | 0 | 0 | 0 | 0 | 0 | 0 | 0 |
| 1500 | 320 | 3 | 257 | 53 | 7 | 0 | 0 | 0 | 0 | 0 | 0 | 0 | 0 | 0 |
| 1600 | 350 | 0 | 317 | 28 | 0 | 3 | 1 | 0 | 1 | 0 | 0 | 0 | 0 | 0 |
| 1700 | 378 | 0 | 348 | 25 | 2 | 1 | 0 | 0 | 1 | 0 | 0 | 1 | 0 | 0 |
| 1800 | 289 | 1 | 257 | 22 | 4 | 2 | 3 | 0 | 0 | 0 | 0 | 0 | 0 | 0 |
| 1900 | 188 | 0 | 173 | 15 | 0 | 0 | 0 | 0 | 0 | 0 | 0 | 0 | 0 | 0 |
| 2000 | 115 | 1 | 105 | 8 | 1 | 0 | 0 | 0 | 0 | 0 | 0 | 0 | 0 | 0 |
| 2100 | 54 | 0 | 49 | 4 | 0 | 1 | 0 | 0 | 0 | 0 | 0 | 0 | 0 | 0 |
| 2200 | 55 | 0 | 50 | 5 | 0 | 0 | 0 | 0 | 0 | 0 | 0 | 0 | 0 | 0 |
| 2300 | 35 | 0 | 31 | 4 | 0 | 0 | 0 | 0 | 0 | 0 | 0 | 0 | 0 | 0 |
| 07-19 | 2727 | 8 | 2268 | 356 | 42 | 37 | 11 | 0 | 3 | 1 | 0 | 1 | 0 | 0 |
| 06-22 | 3165 | 9 | 2633 | 398 | 62 | 47 | 11 | 0 | 3 | 1 | 0 | 1 | 0 | 0 |
| 06-00 | 3255 | 9 | 2714 | 407 | 62 | 47 | 11 | 0 | 3 | 1 | 0 | 1 | 0 | 0 |
| 00-00 | 3406 | 9 | 2796 | 436 | 71 | 76 | 11 | 0 | 4 | 2 | 0 | 1 | 0 | 0 |

Peak step 17:00 (378) AM Peak step 8:00 (201) PM Peak step 17:00 (378)

*** Wednesday, February 14, 2024**

| Time | Total | Cls | Cls | Cls | Cls | Cls | Cls | Cls | Cls | Cls | Cls | Cls | Cls | Cls |
|--------------|-------------|-----------|-------------|------------|-----------|-----------|-----------|----------|----------|----------|----------|----------|----------|----------|
| <-- | | 1 | 2 | 3 | 4 | 5 | 6 | 7 | 8 | 9 | 10 | 11 | 12 | 13 |
| 0000 | 16 | 0 | 13 | 2 | 1 | 0 | 0 | 0 | 0 | 0 | 0 | 0 | 0 | 0 |
| 0100 | 14 | 0 | 11 | 3 | 0 | 0 | 0 | 0 | 0 | 0 | 0 | 0 | 0 | 0 |
| 0200 | 20 | 0 | 18 | 1 | 1 | 0 | 0 | 0 | 0 | 0 | 0 | 0 | 0 | 0 |
| 0300 | 13 | 0 | 9 | 3 | 0 | 1 | 0 | 0 | 0 | 0 | 0 | 0 | 0 | 0 |
| 0400 | 32 | 1 | 13 | 8 | 1 | 7 | 2 | 0 | 0 | 0 | 0 | 0 | 0 | 0 |
| 0500 | 66 | 0 | 28 | 14 | 10 | 14 | 0 | 0 | 0 | 0 | 0 | 0 | 0 | 0 |
| 0600 | 89 | 0 | 49 | 14 | 14 | 12 | 0 | 0 | 0 | 0 | 0 | 0 | 0 | 0 |
| 0700 | 157 | 0 | 113 | 30 | 4 | 8 | 1 | 0 | 0 | 1 | 0 | 0 | 0 | 0 |
| 0800 | 190 | 1 | 154 | 23 | 5 | 6 | 1 | 0 | 0 | 0 | 0 | 0 | 0 | 0 |
| 0900 | 156 | 2 | 112 | 35 | 4 | 2 | 1 | 0 | 0 | 0 | 0 | 0 | 0 | 0 |
| 1000 | 145 | 2 | 100 | 34 | 6 | 3 | 0 | 0 | 0 | 0 | 0 | 0 | 0 | 0 |
| 1100 | 128 | 0 | 100 | 21 | 4 | 3 | 0 | 0 | 0 | 0 | 0 | 0 | 0 | 0 |
| 1200 | 197 | 0 | 154 | 35 | 4 | 1 | 2 | 0 | 0 | 1 | 0 | 0 | 0 | 0 |
| 1300 | 211 | 0 | 181 | 23 | 0 | 5 | 0 | 0 | 1 | 1 | 0 | 0 | 0 | 0 |
| 1400 | 280 | 0 | 220 | 51 | 4 | 4 | 1 | 0 | 0 | 0 | 0 | 0 | 0 | 0 |
| 1500 | 333 | 1 | 272 | 52 | 5 | 0 | 2 | 0 | 1 | 0 | 0 | 0 | 0 | 0 |
| 1600 | 353 | 0 | 312 | 35 | 2 | 3 | 1 | 0 | 0 | 0 | 0 | 0 | 0 | 0 |
| 1700 | 344 | 0 | 318 | 24 | 0 | 1 | 1 | 0 | 0 | 0 | 0 | 0 | 0 | 0 |
| 1800 | 306 | 3 | 279 | 19 | 3 | 1 | 0 | 0 | 0 | 1 | 0 | 0 | 0 | 0 |
| 1900 | 173 | 0 | 161 | 8 | 1 | 3 | 0 | 0 | 0 | 0 | 0 | 0 | 0 | 0 |
| 2000 | 87 | 0 | 80 | 6 | 1 | 0 | 0 | 0 | 0 | 0 | 0 | 0 | 0 | 0 |
| 2100 | 58 | 0 | 54 | 3 | 0 | 1 | 0 | 0 | 0 | 0 | 0 | 0 | 0 | 0 |
| 2200 | 47 | 0 | 43 | 3 | 1 | 0 | 0 | 0 | 0 | 0 | 0 | 0 | 0 | 0 |
| 2300 | 35 | 0 | 32 | 3 | 0 | 0 | 0 | 0 | 0 | 0 | 0 | 0 | 0 | 0 |
| 07-19 | 2800 | 9 | 2315 | 382 | 41 | 37 | 10 | 0 | 2 | 4 | 0 | 0 | 0 | 0 |
| 06-22 | 3207 | 9 | 2659 | 413 | 57 | 53 | 10 | 0 | 2 | 4 | 0 | 0 | 0 | 0 |
| 06-00 | 3289 | 9 | 2734 | 419 | 58 | 53 | 10 | 0 | 2 | 4 | 0 | 0 | 0 | 0 |
| 00-00 | 3450 | 10 | 2826 | 450 | 71 | 75 | 12 | 0 | 2 | 4 | 0 | 0 | 0 | 0 |

Peak step 16:00 (353) AM Peak step 8:00 (190) PM Peak step 16:00 (353)

*** Thursday, February 15, 2024**

| Time | Total | Cls | Cls | Cls | Cls | Cls | Cls | Cls | Cls | Cls | Cls | Cls | Cls | Cls |
|--------------|-------------|----------|-------------|------------|-----------|-----------|-----------|----------|----------|----------|----------|----------|----------|----------|
| <-- | | 1 | 2 | 3 | 4 | 5 | 6 | 7 | 8 | 9 | 10 | 11 | 12 | 13 |
| 0000 | 21 | 0 | 18 | 2 | 1 | 0 | 0 | 0 | 0 | 0 | 0 | 0 | 0 | 0 |
| 0100 | 6 | 0 | 5 | 1 | 0 | 0 | 0 | 0 | 0 | 0 | 0 | 0 | 0 | 0 |
| 0200 | 21 | 0 | 19 | 1 | 1 | 0 | 0 | 0 | 0 | 0 | 0 | 0 | 0 | 0 |
| 0300 | 13 | 0 | 8 | 3 | 0 | 1 | 0 | 0 | 0 | 1 | 0 | 0 | 0 | 0 |
| 0400 | 26 | 0 | 8 | 8 | 0 | 9 | 0 | 0 | 1 | 0 | 0 | 0 | 0 | 0 |
| 0500 | 69 | 0 | 29 | 17 | 8 | 15 | 0 | 0 | 0 | 0 | 0 | 0 | 0 | 0 |
| 0600 | 88 | 0 | 45 | 15 | 17 | 11 | 0 | 0 | 0 | 0 | 0 | 0 | 0 | 0 |
| 0700 | 149 | 0 | 99 | 30 | 11 | 8 | 0 | 0 | 0 | 1 | 0 | 0 | 0 | 0 |
| 0800 | 177 | 1 | 132 | 31 | 7 | 3 | 3 | 0 | 0 | 0 | 0 | 0 | 0 | 0 |
| 0900 | 177 | 0 | 132 | 36 | 1 | 6 | 1 | 1 | 0 | 0 | 0 | 0 | 0 | 0 |
| 1000 | 120 | 0 | 91 | 22 | 2 | 4 | 0 | 0 | 1 | 0 | 0 | 0 | 0 | 0 |
| 1100 | 132 | 0 | 99 | 27 | 2 | 2 | 0 | 1 | 0 | 1 | 0 | 0 | 0 | 0 |
| 1200 | 175 | 0 | 132 | 37 | 1 | 1 | 3 | 0 | 1 | 0 | 0 | 0 | 0 | 0 |
| 1300 | 216 | 0 | 157 | 41 | 2 | 15 | 0 | 1 | 0 | 0 | 0 | 0 | 0 | 0 |
| 1400 | 289 | 0 | 232 | 49 | 0 | 7 | 0 | 1 | 0 | 0 | 0 | 0 | 0 | 0 |
| 1500 | 287 | 1 | 237 | 34 | 10 | 3 | 1 | 0 | 1 | 0 | 0 | 0 | 0 | 0 |
| 1600 | 358 | 1 | 319 | 32 | 0 | 5 | 1 | 0 | 0 | 0 | 0 | 0 | 0 | 0 |
| 1700 | 339 | 1 | 313 | 19 | 1 | 2 | 3 | 0 | 0 | 0 | 0 | 0 | 0 | 0 |
| 1800 | 308 | 2 | 277 | 23 | 2 | 1 | 3 | 0 | 0 | 0 | 0 | 0 | 0 | 0 |
| 1900 | 164 | 0 | 150 | 13 | 1 | 0 | 0 | 0 | 0 | 0 | 0 | 0 | 0 | 0 |
| 2000 | 91 | 1 | 82 | 8 | 0 | 0 | 0 | 0 | 0 | 0 | 0 | 0 | 0 | 0 |
| 2100 | 79 | 1 | 75 | 3 | 0 | 0 | 0 | 0 | 0 | 0 | 0 | 0 | 0 | 0 |
| 2200 | 53 | 0 | 49 | 4 | 0 | 0 | 0 | 0 | 0 | 0 | 0 | 0 | 0 | 0 |
| 2300 | 31 | 0 | 28 | 3 | 0 | 0 | 0 | 0 | 0 | 0 | 0 | 0 | 0 | 0 |
| 07-19 | 2727 | 6 | 2220 | 381 | 39 | 57 | 15 | 4 | 3 | 2 | 0 | 0 | 0 | 0 |
| 06-22 | 3149 | 8 | 2572 | 420 | 57 | 68 | 15 | 4 | 3 | 2 | 0 | 0 | 0 | 0 |
| 06-00 | 3233 | 8 | 2649 | 427 | 57 | 68 | 15 | 4 | 3 | 2 | 0 | 0 | 0 | 0 |
| 00-00 | 3389 | 8 | 2736 | 459 | 67 | 93 | 15 | 4 | 4 | 3 | 0 | 0 | 0 | 0 |

Peak step 16:00 (358) AM Peak step 8:00 (177) PM Peak step 16:00 (358)

*** Friday, February 16, 2024**

| Time | Total | Cls | Cls | Cls | Cls | Cls | Cls | Cls | Cls | Cls | Cls | Cls | Cls | Cls |
|--------------|-------------|----------|-------------|------------|-----------|-----------|----------|----------|----------|----------|----------|----------|----------|----------|
| <-- | | 1 | 2 | 3 | 4 | 5 | 6 | 7 | 8 | 9 | 10 | 11 | 12 | 13 |
| 0000 | 18 | 0 | 16 | 2 | 0 | 0 | 0 | 0 | 0 | 0 | 0 | 0 | 0 | 0 |
| 0100 | 13 | 0 | 12 | 0 | 1 | 0 | 0 | 0 | 0 | 0 | 0 | 0 | 0 | 0 |
| 0200 | 23 | 0 | 18 | 5 | 0 | 0 | 0 | 0 | 0 | 0 | 0 | 0 | 0 | 0 |
| 0300 | 17 | 0 | 10 | 4 | 1 | 1 | 0 | 1 | 0 | 0 | 0 | 0 | 0 | 0 |
| 0400 | 33 | 0 | 14 | 9 | 0 | 8 | 1 | 0 | 0 | 1 | 0 | 0 | 0 | 0 |
| 0500 | 64 | 0 | 26 | 14 | 7 | 17 | 0 | 0 | 0 | 0 | 0 | 0 | 0 | 0 |
| 0600 | 83 | 0 | 45 | 13 | 18 | 7 | 0 | 0 | 0 | 0 | 0 | 0 | 0 | 0 |
| 0700 | 138 | 0 | 103 | 22 | 6 | 5 | 1 | 0 | 1 | 0 | 0 | 0 | 0 | 0 |
| 0800 | 152 | 0 | 117 | 25 | 4 | 6 | 0 | 0 | 0 | 0 | 0 | 0 | 0 | 0 |
| 0900 | 130 | 0 | 103 | 23 | 1 | 2 | 0 | 0 | 1 | 0 | 0 | 0 | 0 | 0 |
| 1000 | 135 | 0 | 96 | 30 | 2 | 7 | 0 | 0 | 0 | 0 | 0 | 0 | 0 | 0 |
| 1100 | 156 | 0 | 130 | 21 | 0 | 5 | 0 | 0 | 0 | 0 | 0 | 0 | 0 | 0 |
| 1200 | 188 | 1 | 167 | 19 | 1 | 0 | 0 | 0 | 0 | 0 | 0 | 0 | 0 | 0 |
| 1300 | 211 | 1 | 187 | 18 | 2 | 3 | 0 | 0 | 0 | 0 | 0 | 0 | 0 | 0 |
| 1400 | 269 | 0 | 222 | 35 | 3 | 7 | 2 | 0 | 0 | 0 | 0 | 0 | 0 | 0 |
| 1500 | 235 | 2 | 208 | 21 | 2 | 1 | 1 | 0 | 0 | 0 | 0 | 0 | 0 | 0 |
| 1600 | 291 | 1 | 250 | 32 | 3 | 4 | 0 | 0 | 1 | 0 | 0 | 0 | 0 | 0 |
| 1700 | 299 | 2 | 273 | 19 | 0 | 3 | 2 | 0 | 0 | 0 | 0 | 0 | 0 | 0 |
| 1800 | 231 | 0 | 212 | 15 | 2 | 1 | 1 | 0 | 0 | 0 | 0 | 0 | 0 | 0 |
| 1900 | 131 | 0 | 120 | 10 | 1 | 0 | 0 | 0 | 0 | 0 | 0 | 0 | 0 | 0 |
| 2000 | 70 | 0 | 63 | 6 | 0 | 1 | 0 | 0 | 0 | 0 | 0 | 0 | 0 | 0 |
| 2100 | 63 | 0 | 58 | 5 | 0 | 0 | 0 | 0 | 0 | 0 | 0 | 0 | 0 | 0 |
| 2200 | 41 | 0 | 36 | 4 | 1 | 0 | 0 | 0 | 0 | 0 | 0 | 0 | 0 | 0 |
| 2300 | 28 | 0 | 27 | 1 | 0 | 0 | 0 | 0 | 0 | 0 | 0 | 0 | 0 | 0 |
| 07-19 | 2435 | 7 | 2068 | 280 | 26 | 44 | 7 | 0 | 3 | 0 | 0 | 0 | 0 | 0 |
| 06-22 | 2782 | 7 | 2354 | 314 | 45 | 52 | 7 | 0 | 3 | 0 | 0 | 0 | 0 | 0 |
| 06-00 | 2851 | 7 | 2417 | 319 | 46 | 52 | 7 | 0 | 3 | 0 | 0 | 0 | 0 | 0 |
| 00-00 | 3019 | 7 | 2513 | 353 | 55 | 78 | 8 | 1 | 3 | 1 | 0 | 0 | 0 | 0 |

Peak step 17:00 (299) AM Peak step 11:00 (156) PM Peak step 17:00 (299)

*** Saturday, February 17, 2024**

| Time | Total | Cls | Cls | Cls | Cls | Cls | Cls | Cls | Cls | Cls | Cls | Cls | Cls | Cls |
|--------------|-------------|----------|-------------|------------|-----------|-----------|----------|----------|----------|----------|----------|----------|----------|----------|
| <-- | | 1 | 2 | 3 | 4 | 5 | 6 | 7 | 8 | 9 | 10 | 11 | 12 | 13 |
| 0000 | 20 | 0 | 20 | 0 | 0 | 0 | 0 | 0 | 0 | 0 | 0 | 0 | 0 | 0 |
| 0100 | 7 | 0 | 7 | 0 | 0 | 0 | 0 | 0 | 0 | 0 | 0 | 0 | 0 | 0 |
| 0200 | 13 | 0 | 12 | 1 | 0 | 0 | 0 | 0 | 0 | 0 | 0 | 0 | 0 | 0 |
| 0300 | 13 | 0 | 8 | 3 | 1 | 0 | 0 | 0 | 0 | 1 | 0 | 0 | 0 | 0 |
| 0400 | 21 | 0 | 10 | 6 | 0 | 5 | 0 | 0 | 0 | 0 | 0 | 0 | 0 | 0 |
| 0500 | 29 | 0 | 15 | 4 | 2 | 8 | 0 | 0 | 0 | 0 | 0 | 0 | 0 | 0 |
| 0600 | 35 | 0 | 19 | 4 | 6 | 6 | 0 | 0 | 0 | 0 | 0 | 0 | 0 | 0 |
| 0700 | 66 | 0 | 43 | 10 | 10 | 3 | 0 | 0 | 0 | 0 | 0 | 0 | 0 | 0 |
| 0800 | 108 | 0 | 90 | 11 | 4 | 3 | 0 | 0 | 0 | 0 | 0 | 0 | 0 | 0 |
| 0900 | 77 | 0 | 59 | 12 | 1 | 4 | 0 | 0 | 1 | 0 | 0 | 0 | 0 | 0 |
| 1000 | 76 | 0 | 71 | 5 | 0 | 0 | 0 | 0 | 0 | 0 | 0 | 0 | 0 | 0 |
| 1100 | 83 | 0 | 73 | 9 | 0 | 1 | 0 | 0 | 0 | 0 | 0 | 0 | 0 | 0 |
| 1200 | 108 | 0 | 88 | 15 | 4 | 0 | 1 | 0 | 0 | 0 | 0 | 0 | 0 | 0 |
| 1300 | 89 | 0 | 81 | 7 | 1 | 0 | 0 | 0 | 0 | 0 | 0 | 0 | 0 | 0 |
| 1400 | 80 | 1 | 72 | 7 | 0 | 0 | 0 | 0 | 0 | 0 | 0 | 0 | 0 | 0 |
| 1500 | 112 | 0 | 100 | 10 | 1 | 1 | 0 | 0 | 0 | 0 | 0 | 0 | 0 | 0 |
| 1600 | 108 | 0 | 103 | 5 | 0 | 0 | 0 | 0 | 0 | 0 | 0 | 0 | 0 | 0 |
| 1700 | 82 | 0 | 78 | 1 | 1 | 2 | 0 | 0 | 0 | 0 | 0 | 0 | 0 | 0 |
| 1800 | 70 | 0 | 58 | 11 | 0 | 0 | 0 | 0 | 0 | 1 | 0 | 0 | 0 | 0 |
| 1900 | 54 | 0 | 48 | 4 | 1 | 1 | 0 | 0 | 0 | 0 | 0 | 0 | 0 | 0 |
| 2000 | 38 | 0 | 34 | 3 | 0 | 0 | 1 | 0 | 0 | 0 | 0 | 0 | 0 | 0 |
| 2100 | 50 | 0 | 45 | 5 | 0 | 0 | 0 | 0 | 0 | 0 | 0 | 0 | 0 | 0 |
| 2200 | 31 | 0 | 24 | 7 | 0 | 0 | 0 | 0 | 0 | 0 | 0 | 0 | 0 | 0 |
| 2300 | 23 | 0 | 16 | 7 | 0 | 0 | 0 | 0 | 0 | 0 | 0 | 0 | 0 | 0 |
| 07-19 | 1059 | 1 | 916 | 103 | 22 | 14 | 1 | 0 | 1 | 1 | 0 | 0 | 0 | 0 |
| 06-22 | 1236 | 1 | 1062 | 119 | 29 | 21 | 2 | 0 | 1 | 1 | 0 | 0 | 0 | 0 |
| 06-00 | 1290 | 1 | 1102 | 133 | 29 | 21 | 2 | 0 | 1 | 1 | 0 | 0 | 0 | 0 |
| 00-00 | 1393 | 1 | 1174 | 147 | 32 | 34 | 2 | 0 | 1 | 2 | 0 | 0 | 0 | 0 |

Peak step 15:00 (112) AM Peak step 8:00 (108) PM Peak step 15:00 (112)

Traffic Data Service -- San Jose, CA Class Report

CustomList-855 -- English (ENU)

Datasets:

Site: [9] PERMANENTE CREEK TRAIL BT OLD MIDDLEFIELD WAY AND CHARLESTON RD
Data type: Axle sensors - Paired (Class/Speed/Count)

Profile:

Included classes: 15
Speed range: 0 - 100 mph.
Direction: North (bound), P = North, Lane = 0-16
Name: Default Profile
Scheme: Vehicle classification (Bicycle_15_scheme)
Units: Non metric (ft, mi, ft/s, mph, lb, ton)

Column Legend:

0 [Time] 24-hour time (0000 - 2359)
1 [Total] Number in time step
2 [Cls] Class totals

*** Sunday, January 21, 2024**

| Time | Total | Cls |
|--------------|-----------|-----------|
| <-- | | 15 |
| 0000 | 0 | 0 |
| 0100 | 0 | 0 |
| 0200 | 0 | 0 |
| 0300 | 0 | 0 |
| 0400 | 0 | 0 |
| 0500 | 0 | 0 |
| 0600 | 1 | 1 |
| 0700 | 1 | 1 |
| 0800 | 6 | 6 |
| 0900 | 5 | 5 |
| 1000 | 14 | 14 |
| 1100 | 12 | 12 |
| 1200 | 10 | 10 |
| 1300 | 8 | 8 |
| 1400 | 13 | 13 |
| 1500 | 5 | 5 |
| 1600 | 2 | 2 |
| 1700 | 2 | 2 |
| 1800 | 1 | 1 |
| 1900 | 2 | 2 |
| 2000 | 0 | 0 |
| 2100 | 0 | 0 |
| 2200 | 1 | 1 |
| 2300 | 0 | 0 |
| 07-19 | 79 | 79 |
| 06-22 | 82 | 82 |
| 06-00 | 83 | 83 |
| 00-00 | 83 | 83 |

Peak step 10:00 (14) AM Peak step 10:00 (14) PM Peak step 14:00 (13)

*** Monday, January 22, 2024**

| Time | Total | Cls |
|--------------|-----------|-----------|
| <-- | | 15 |
| 0000 | 0 | 0 |
| 0100 | 0 | 0 |
| 0200 | 0 | 0 |
| 0300 | 0 | 0 |
| 0400 | 1 | 1 |
| 0500 | 0 | 0 |
| 0600 | 1 | 1 |
| 0700 | 8 | 8 |
| 0800 | 12 | 12 |
| 0900 | 15 | 15 |
| 1000 | 2 | 2 |
| 1100 | 5 | 5 |
| 1200 | 11 | 11 |
| 1300 | 6 | 6 |
| 1400 | 3 | 3 |
| 1500 | 5 | 5 |
| 1600 | 4 | 4 |
| 1700 | 0 | 0 |
| 1800 | 2 | 2 |
| 1900 | 1 | 1 |
| 2000 | 0 | 0 |
| 2100 | 0 | 0 |
| 2200 | 1 | 1 |
| 2300 | 0 | 0 |
| 07-19 | 73 | 73 |
| 06-22 | 75 | 75 |
| 06-00 | 76 | 76 |
| 00-00 | 77 | 77 |

Peak step 9:00 (15) AM Peak step 9:00 (15) PM Peak step 12:00 (11)

*** Tuesday, January 23, 2024**

| Time | Total | Cls |
|--------------|------------|------------|
| <-- | | 15 |
| 0000 | 0 | 0 |
| 0100 | 0 | 0 |
| 0200 | 1 | 1 |
| 0300 | 0 | 0 |
| 0400 | 1 | 1 |
| 0500 | 1 | 1 |
| 0600 | 2 | 2 |
| 0700 | 21 | 21 |
| 0800 | 54 | 54 |
| 0900 | 51 | 51 |
| 1000 | 20 | 20 |
| 1100 | 18 | 18 |
| 1200 | 10 | 10 |
| 1300 | 5 | 5 |
| 1400 | 3 | 3 |
| 1500 | 6 | 6 |
| 1600 | 6 | 6 |
| 1700 | 6 | 6 |
| 1800 | 4 | 4 |
| 1900 | 2 | 2 |
| 2000 | 2 | 2 |
| 2100 | 0 | 0 |
| 2200 | 0 | 0 |
| 2300 | 0 | 0 |
| 07-19 | 204 | 204 |
| 06-22 | 210 | 210 |
| 06-00 | 210 | 210 |
| 00-00 | 213 | 213 |

Peak step 8:00 (54) AM Peak step 8:00 (54) PM Peak step 12:00 (10)

*** Wednesday, January 24, 2024**

| Time | Total | Cls |
|---------------|--------------|------------|
| <-- | | 15 |
| 0000 | 0 | 0 |
| 0100 | 0 | 0 |
| 0200 | 0 | 0 |
| 0300 | 0 | 0 |
| 0400 | 1 | 1 |
| 0500 | 1 | 1 |
| 0600 | 1 | 1 |
| 0700 | 1 | 1 |
| 0800 | 9 | 9 |
| 0900 | 28 | 28 |
| 1000 | 13 | 13 |
| 1100 | 18 | 18 |
| 1200 | 6 | 6 |
| 1300 | 7 | 7 |
| 1400 | 1 | 1 |
| 1500 | 3 | 3 |
| 1600 | 7 | 7 |
| 1700 | 4 | 4 |
| 1800 | 3 | 3 |
| 1900 | 2 | 2 |
| 2000 | 0 | 0 |
| 2100 | 1 | 1 |
| 2200 | 1 | 1 |
| 2300 | 2 | 2 |
| 07-19 | 100 | 100 |
| 06-22 | 104 | 104 |
| 06-00 | 107 | 107 |
| 00-00 | 109 | 109 |

Peak step 9:00 (28) AM Peak step 9:00 (28) PM Peak step 13:00 (7)

*** Thursday, January 25, 2024**

| Time | Total | Cls |
|---------------|--------------|------------|
| <-- | | 15 |
| 0000 | 0 | 0 |
| 0100 | 0 | 0 |
| 0200 | 0 | 0 |
| 0300 | 0 | 0 |
| 0400 | 0 | 0 |
| 0500 | 1 | 1 |
| 0600 | 4 | 4 |
| 0700 | 19 | 19 |
| 0800 | 45 | 45 |
| 0900 | 57 | 57 |
| 1000 | 20 | 20 |
| 1100 | 16 | 16 |
| 1200 | 15 | 15 |
| 1300 | 9 | 9 |
| 1400 | 10 | 10 |
| 1500 | 8 | 8 |
| 1600 | 9 | 9 |
| 1700 | 0 | 0 |
| 1800 | 3 | 3 |
| 1900 | 5 | 5 |
| 2000 | 0 | 0 |
| 2100 | 0 | 0 |
| 2200 | 1 | 1 |
| 2300 | 0 | 0 |
| 07-19 | 211 | 211 |
| 06-22 | 220 | 220 |
| 06-00 | 221 | 221 |
| 00-00 | 222 | 222 |

Peak step 9:00 (57) AM Peak step 9:00 (57) PM Peak step 12:00 (15)

*** Friday, January 26, 2024**

| Time | Total | Cls |
|--------------|------------|------------|
| <-- | | 15 |
| 0000 | 0 | 0 |
| 0100 | 0 | 0 |
| 0200 | 0 | 0 |
| 0300 | 0 | 0 |
| 0400 | 0 | 0 |
| 0500 | 2 | 2 |
| 0600 | 3 | 3 |
| 0700 | 16 | 16 |
| 0800 | 31 | 31 |
| 0900 | 25 | 25 |
| 1000 | 9 | 9 |
| 1100 | 15 | 15 |
| 1200 | 13 | 13 |
| 1300 | 6 | 6 |
| 1400 | 4 | 4 |
| 1500 | 5 | 5 |
| 1600 | 3 | 3 |
| 1700 | 5 | 5 |
| 1800 | 2 | 2 |
| 1900 | 1 | 1 |
| 2000 | 2 | 2 |
| 2100 | 1 | 1 |
| 2200 | 1 | 1 |
| 2300 | 0 | 0 |
| 07-19 | 134 | 134 |
| 06-22 | 141 | 141 |
| 06-00 | 142 | 142 |
| 00-00 | 144 | 144 |

Peak step 8:00 (31) AM Peak step 8:00 (31) PM Peak step 12:00 (13)

*** Saturday, January 27, 2024**

| Time | Total | Cls |
|--------------|-----------|-----------|
| <-- | | 15 |
| 0000 | 0 | 0 |
| 0100 | 0 | 0 |
| 0200 | 0 | 0 |
| 0300 | 0 | 0 |
| 0400 | 0 | 0 |
| 0500 | 0 | 0 |
| 0600 | 0 | 0 |
| 0700 | 4 | 4 |
| 0800 | 4 | 4 |
| 0900 | 7 | 7 |
| 1000 | 2 | 2 |
| 1100 | 7 | 7 |
| 1200 | 5 | 5 |
| 1300 | 5 | 5 |
| 1400 | 13 | 13 |
| 1500 | 21 | 21 |
| 1600 | 5 | 5 |
| 1700 | 2 | 2 |
| 1800 | 0 | 0 |
| 1900 | 3 | 3 |
| 2000 | 0 | 0 |
| 2100 | 0 | 0 |
| 2200 | 0 | 0 |
| 2300 | 1 | 1 |
| 07-19 | 75 | 75 |
| 06-22 | 78 | 78 |
| 06-00 | 79 | 79 |
| 00-00 | 79 | 79 |

Peak step 15:00 (21) AM Peak step 9:00 (7) PM Peak step 15:00 (21)

*** Sunday, January 28, 2024**

| Time | Total | Cls |
|--------------|-----------|-----------|
| <-- | | 15 |
| 0000 | 0 | 0 |
| 0100 | 0 | 0 |
| 0200 | 0 | 0 |
| 0300 | 0 | 0 |
| 0400 | 0 | 0 |
| 0500 | 1 | 1 |
| 0600 | 1 | 1 |
| 0700 | 2 | 2 |
| 0800 | 3 | 3 |
| 0900 | 6 | 6 |
| 1000 | 12 | 12 |
| 1100 | 6 | 6 |
| 1200 | 8 | 8 |
| 1300 | 8 | 8 |
| 1400 | 8 | 8 |
| 1500 | 8 | 8 |
| 1600 | 11 | 11 |
| 1700 | 4 | 4 |
| 1800 | 1 | 1 |
| 1900 | 0 | 0 |
| 2000 | 1 | 1 |
| 2100 | 0 | 0 |
| 2200 | 1 | 1 |
| 2300 | 0 | 0 |
| 07-19 | 77 | 77 |
| 06-22 | 79 | 79 |
| 06-00 | 80 | 80 |
| 00-00 | 81 | 81 |

Peak step 10:00 (12) AM Peak step 10:00 (12) PM Peak step 16:00 (11)

*** Monday, January 29, 2024**

| Time | Total | Cls |
|--------------|------------|------------|
| <-- | | 15 |
| 0000 | 0 | 0 |
| 0100 | 0 | 0 |
| 0200 | 0 | 0 |
| 0300 | 0 | 0 |
| 0400 | 1 | 1 |
| 0500 | 1 | 1 |
| 0600 | 2 | 2 |
| 0700 | 17 | 17 |
| 0800 | 53 | 53 |
| 0900 | 35 | 35 |
| 1000 | 16 | 16 |
| 1100 | 9 | 9 |
| 1200 | 21 | 21 |
| 1300 | 8 | 8 |
| 1400 | 5 | 5 |
| 1500 | 5 | 5 |
| 1600 | 5 | 5 |
| 1700 | 3 | 3 |
| 1800 | 1 | 1 |
| 1900 | 4 | 4 |
| 2000 | 0 | 0 |
| 2100 | 1 | 1 |
| 2200 | 0 | 0 |
| 2300 | 0 | 0 |
| 07-19 | 178 | 178 |
| 06-22 | 185 | 185 |
| 06-00 | 185 | 185 |
| 00-00 | 187 | 187 |

Peak step 8:00 (53) AM Peak step 8:00 (53) PM Peak step 12:00 (21)

*** Tuesday, January 30, 2024**

| Time | Total | Cls |
|--------------|------------|------------|
| <-- | | 15 |
| 0000 | 0 | 0 |
| 0100 | 0 | 0 |
| 0200 | 0 | 0 |
| 0300 | 0 | 0 |
| 0400 | 2 | 2 |
| 0500 | 1 | 1 |
| 0600 | 1 | 1 |
| 0700 | 23 | 23 |
| 0800 | 61 | 61 |
| 0900 | 53 | 53 |
| 1000 | 24 | 24 |
| 1100 | 18 | 18 |
| 1200 | 20 | 20 |
| 1300 | 7 | 7 |
| 1400 | 4 | 4 |
| 1500 | 8 | 8 |
| 1600 | 4 | 4 |
| 1700 | 3 | 3 |
| 1800 | 3 | 3 |
| 1900 | 1 | 1 |
| 2000 | 4 | 4 |
| 2100 | 0 | 0 |
| 2200 | 0 | 0 |
| 2300 | 0 | 0 |
| 07-19 | 228 | 228 |
| 06-22 | 234 | 234 |
| 06-00 | 234 | 234 |
| 00-00 | 237 | 237 |

Peak step 8:00 (61) AM Peak step 8:00 (61) PM Peak step 12:00 (20)

*** Wednesday, January 31, 2024**

| Time | Total | Cls |
|--------------|-----------|-----------|
| <-- | | 15 |
| 0000 | 1 | 1 |
| 0100 | 0 | 0 |
| 0200 | 0 | 0 |
| 0300 | 0 | 0 |
| 0400 | 0 | 0 |
| 0500 | 2 | 2 |
| 0600 | 1 | 1 |
| 0700 | 9 | 9 |
| 0800 | 19 | 19 |
| 0900 | 27 | 27 |
| 1000 | 11 | 11 |
| 1100 | 7 | 7 |
| 1200 | 3 | 3 |
| 1300 | 3 | 3 |
| 1400 | 1 | 1 |
| 1500 | 2 | 2 |
| 1600 | 1 | 1 |
| 1700 | 0 | 0 |
| 1800 | 0 | 0 |
| 1900 | 1 | 1 |
| 2000 | 0 | 0 |
| 2100 | 0 | 0 |
| 2200 | 1 | 1 |
| 2300 | 0 | 0 |
| 07-19 | 83 | 83 |
| 06-22 | 85 | 85 |
| 06-00 | 86 | 86 |
| 00-00 | 89 | 89 |

Peak step 9:00 (27) AM Peak step 9:00 (27) PM Peak step 12:00 (3)

*** Thursday, February 1, 2024**

| Time | Total | Cls |
|--------------|-----------|-----------|
| <-- | | 15 |
| 0000 | 0 | 0 |
| 0100 | 0 | 0 |
| 0200 | 0 | 0 |
| 0300 | 0 | 0 |
| 0400 | 0 | 0 |
| 0500 | 0 | 0 |
| 0600 | 0 | 0 |
| 0700 | 9 | 9 |
| 0800 | 10 | 10 |
| 0900 | 20 | 20 |
| 1000 | 7 | 7 |
| 1100 | 14 | 14 |
| 1200 | 9 | 9 |
| 1300 | 3 | 3 |
| 1400 | 6 | 6 |
| 1500 | 0 | 0 |
| 1600 | 3 | 3 |
| 1700 | 5 | 5 |
| 1800 | 1 | 1 |
| 1900 | 0 | 0 |
| 2000 | 0 | 0 |
| 2100 | 0 | 0 |
| 2200 | 1 | 1 |
| 2300 | 1 | 1 |
| 07-19 | 87 | 87 |
| 06-22 | 87 | 87 |
| 06-00 | 89 | 89 |
| 00-00 | 89 | 89 |

Peak step 9:00 (20) AM Peak step 9:00 (20) PM Peak step 12:00 (9)

*** Friday, February 2, 2024**

| Time | Total | Cls |
|--------------|-----------|-----------|
| <-- | | 15 |
| 0000 | 0 | 0 |
| 0100 | 0 | 0 |
| 0200 | 0 | 0 |
| 0300 | 0 | 0 |
| 0400 | 0 | 0 |
| 0500 | 1 | 1 |
| 0600 | 1 | 1 |
| 0700 | 6 | 6 |
| 0800 | 12 | 12 |
| 0900 | 18 | 18 |
| 1000 | 15 | 15 |
| 1100 | 5 | 5 |
| 1200 | 10 | 10 |
| 1300 | 4 | 4 |
| 1400 | 4 | 4 |
| 1500 | 2 | 2 |
| 1600 | 7 | 7 |
| 1700 | 4 | 4 |
| 1800 | 0 | 0 |
| 1900 | 0 | 0 |
| 2000 | 1 | 1 |
| 2100 | 1 | 1 |
| 2200 | 1 | 1 |
| 2300 | 1 | 1 |
| 07-19 | 87 | 87 |
| 06-22 | 90 | 90 |
| 06-00 | 92 | 92 |
| 00-00 | 93 | 93 |

Peak step 9:00 (18) AM Peak step 9:00 (18) PM Peak step 12:00 (10)

*** Saturday, February 3, 2024**

| Time | Total | Cls |
|---------------|--------------|------------|
| <-- | | 15 |
| 0000 | 1 | 1 |
| 0100 | 0 | 0 |
| 0200 | 0 | 0 |
| 0300 | 0 | 0 |
| 0400 | 0 | 0 |
| 0500 | 0 | 0 |
| 0600 | 0 | 0 |
| 0700 | 3 | 3 |
| 0800 | 2 | 2 |
| 0900 | 6 | 6 |
| 1000 | 4 | 4 |
| 1100 | 14 | 14 |
| 1200 | 10 | 10 |
| 1300 | 6 | 6 |
| 1400 | 3 | 3 |
| 1500 | 2 | 2 |
| 1600 | 4 | 4 |
| 1700 | 2 | 2 |
| 1800 | 4 | 4 |
| 1900 | 1 | 1 |
| 2000 | 0 | 0 |
| 2100 | 0 | 0 |
| 2200 | 0 | 0 |
| 2300 | 1 | 1 |
| 07-19 | 60 | 60 |
| 06-22 | 61 | 61 |
| 06-00 | 62 | 62 |
| 00-00 | 63 | 63 |

Peak step 11:00 (14) AM Peak step 11:00 (14) PM Peak step 12:00 (10)

Traffic Data Service -- San Jose, CA Class Report

CustomList-878 -- English (ENU)

Datasets:

Site: [9] PERMANENTE CREEK TRAIL BT OLD MIDDLEFIELD WAY AND CHARLESTON RD
Data type: Axle sensors - Paired (Class/Speed/Count)

Profile:

Included classes: 15
Speed range: 0 - 100 mph.
Direction: North (bound), P = North, Lane = 0-16
Name: Default Profile
Scheme: Vehicle classification (Bicycle_15_scheme)
Units: Non metric (ft, mi, ft/s, mph, lb, ton)

Column Legend:

0 [Time] 24-hour time (0000 - 2359)
1 [Total] Number in time step
2 [Cls] Class totals

*** Sunday, February 11, 2024**

| Time | Total | Cls |
|--------------|-----------|-----------|
| <-- | | 15 |
| 0000 | 0 | 0 |
| 0100 | 0 | 0 |
| 0200 | 0 | 0 |
| 0300 | 0 | 0 |
| 0400 | 0 | 0 |
| 0500 | 0 | 0 |
| 0600 | 0 | 0 |
| 0700 | 1 | 1 |
| 0800 | 3 | 3 |
| 0900 | 8 | 8 |
| 1000 | 7 | 7 |
| 1100 | 5 | 5 |
| 1200 | 3 | 3 |
| 1300 | 14 | 14 |
| 1400 | 10 | 10 |
| 1500 | 12 | 12 |
| 1600 | 8 | 8 |
| 1700 | 7 | 7 |
| 1800 | 2 | 2 |
| 1900 | 1 | 1 |
| 2000 | 0 | 0 |
| 2100 | 0 | 0 |
| 2200 | 2 | 2 |
| 2300 | 1 | 1 |
| 07-19 | 80 | 80 |
| 06-22 | 81 | 81 |
| 06-00 | 84 | 84 |
| 00-00 | 84 | 84 |

Peak step 13:00 (14) **AM Peak step** 9:00 (8) **PM Peak step** 13:00 (14)

*** Monday, February 12, 2024**

| Time | Total | Cls |
|---------------|--------------|------------|
| <-- | | 15 |
| 0000 | 0 | 0 |
| 0100 | 0 | 0 |
| 0200 | 0 | 0 |
| 0300 | 0 | 0 |
| 0400 | 0 | 0 |
| 0500 | 1 | 1 |
| 0600 | 2 | 2 |
| 0700 | 13 | 13 |
| 0800 | 40 | 40 |
| 0900 | 25 | 25 |
| 1000 | 13 | 13 |
| 1100 | 10 | 10 |
| 1200 | 3 | 3 |
| 1300 | 5 | 5 |
| 1400 | 8 | 8 |
| 1500 | 5 | 5 |
| 1600 | 2 | 2 |
| 1700 | 6 | 6 |
| 1800 | 3 | 3 |
| 1900 | 1 | 1 |
| 2000 | 1 | 1 |
| 2100 | 0 | 0 |
| 2200 | 0 | 0 |
| 2300 | 0 | 0 |
| 07-19 | 133 | 133 |
| 06-22 | 137 | 137 |
| 06-00 | 137 | 137 |
| 00-00 | 138 | 138 |

Peak step 8:00 (40) AM Peak step 8:00 (40) PM Peak step 14:00 (8)

*** Tuesday, February 13, 2024**

| Time | Total | Cls |
|---------------|--------------|------------|
| <-- | | 15 |
| 0000 | 0 | 0 |
| 0100 | 0 | 0 |
| 0200 | 0 | 0 |
| 0300 | 0 | 0 |
| 0400 | 1 | 1 |
| 0500 | 1 | 1 |
| 0600 | 5 | 5 |
| 0700 | 21 | 21 |
| 0800 | 60 | 60 |
| 0900 | 42 | 42 |
| 1000 | 22 | 22 |
| 1100 | 19 | 19 |
| 1200 | 13 | 13 |
| 1300 | 7 | 7 |
| 1400 | 4 | 4 |
| 1500 | 9 | 9 |
| 1600 | 4 | 4 |
| 1700 | 2 | 2 |
| 1800 | 7 | 7 |
| 1900 | 0 | 0 |
| 2000 | 1 | 1 |
| 2100 | 1 | 1 |
| 2200 | 0 | 0 |
| 2300 | 0 | 0 |
| 07-19 | 210 | 210 |
| 06-22 | 217 | 217 |
| 06-00 | 217 | 217 |
| 00-00 | 219 | 219 |

Peak step 8:00 (60) AM Peak step 8:00 (60) PM Peak step 12:00 (13)

*** Wednesday, February 14, 2024**

| Time | Total | Cls |
|---------------|--------------|------------|
| <-- | | 15 |
| 0000 | 0 | 0 |
| 0100 | 0 | 0 |
| 0200 | 0 | 0 |
| 0300 | 0 | 0 |
| 0400 | 1 | 1 |
| 0500 | 0 | 0 |
| 0600 | 2 | 2 |
| 0700 | 15 | 15 |
| 0800 | 37 | 37 |
| 0900 | 36 | 36 |
| 1000 | 12 | 12 |
| 1100 | 9 | 9 |
| 1200 | 6 | 6 |
| 1300 | 5 | 5 |
| 1400 | 1 | 1 |
| 1500 | 1 | 1 |
| 1600 | 3 | 3 |
| 1700 | 2 | 2 |
| 1800 | 1 | 1 |
| 1900 | 0 | 0 |
| 2000 | 0 | 0 |
| 2100 | 0 | 0 |
| 2200 | 0 | 0 |
| 2300 | 1 | 1 |
| 07-19 | 128 | 128 |
| 06-22 | 130 | 130 |
| 06-00 | 131 | 131 |
| 00-00 | 132 | 132 |

Peak step 8:00 (37) AM Peak step 8:00 (37) PM Peak step 12:00 (6)

*** Thursday, February 15, 2024**

| Time | Total | Cls |
|---------------|--------------|------------|
| <-- | | 15 |
| 0000 | 0 | 0 |
| 0100 | 0 | 0 |
| 0200 | 0 | 0 |
| 0300 | 0 | 0 |
| 0400 | 1 | 1 |
| 0500 | 0 | 0 |
| 0600 | 5 | 5 |
| 0700 | 11 | 11 |
| 0800 | 56 | 56 |
| 0900 | 47 | 47 |
| 1000 | 24 | 24 |
| 1100 | 13 | 13 |
| 1200 | 11 | 11 |
| 1300 | 7 | 7 |
| 1400 | 8 | 8 |
| 1500 | 3 | 3 |
| 1600 | 9 | 9 |
| 1700 | 2 | 2 |
| 1800 | 3 | 3 |
| 1900 | 0 | 0 |
| 2000 | 0 | 0 |
| 2100 | 1 | 1 |
| 2200 | 1 | 1 |
| 2300 | 1 | 1 |
| 07-19 | 194 | 194 |
| 06-22 | 200 | 200 |
| 06-00 | 202 | 202 |
| 00-00 | 203 | 203 |

Peak step 8:00 (56) AM Peak step 8:00 (56) PM Peak step 12:00 (11)

*** Friday, February 16, 2024**

| Time | Total | Cls |
|---------------|--------------|------------|
| <-- | | 15 |
| 0000 | 1 | 1 |
| 0100 | 0 | 0 |
| 0200 | 0 | 0 |
| 0300 | 0 | 0 |
| 0400 | 0 | 0 |
| 0500 | 1 | 1 |
| 0600 | 3 | 3 |
| 0700 | 12 | 12 |
| 0800 | 26 | 26 |
| 0900 | 34 | 34 |
| 1000 | 17 | 17 |
| 1100 | 17 | 17 |
| 1200 | 15 | 15 |
| 1300 | 11 | 11 |
| 1400 | 2 | 2 |
| 1500 | 5 | 5 |
| 1600 | 9 | 9 |
| 1700 | 9 | 9 |
| 1800 | 2 | 2 |
| 1900 | 3 | 3 |
| 2000 | 2 | 2 |
| 2100 | 1 | 1 |
| 2200 | 0 | 0 |
| 2300 | 1 | 1 |
| 07-19 | 159 | 159 |
| 06-22 | 168 | 168 |
| 06-00 | 169 | 169 |
| 00-00 | 171 | 171 |

Peak step 9:00 (34) AM Peak step 9:00 (34) PM Peak step 12:00 (15)

*** Saturday, February 17, 2024**

| Time | Total | Cls |
|---------------|--------------|------------|
| <-- | | 15 |
| 0000 | 0 | 0 |
| 0100 | 0 | 0 |
| 0200 | 0 | 0 |
| 0300 | 0 | 0 |
| 0400 | 0 | 0 |
| 0500 | 2 | 2 |
| 0600 | 0 | 0 |
| 0700 | 3 | 3 |
| 0800 | 2 | 2 |
| 0900 | 0 | 0 |
| 1000 | 2 | 2 |
| 1100 | 3 | 3 |
| 1200 | 1 | 1 |
| 1300 | 5 | 5 |
| 1400 | 2 | 2 |
| 1500 | 1 | 1 |
| 1600 | 2 | 2 |
| 1700 | 0 | 0 |
| 1800 | 1 | 1 |
| 1900 | 0 | 0 |
| 2000 | 0 | 0 |
| 2100 | 0 | 0 |
| 2200 | 1 | 1 |
| 2300 | 1 | 1 |
| 07-19 | 22 | 22 |
| 06-22 | 22 | 22 |
| 06-00 | 24 | 24 |
| 00-00 | 26 | 26 |

Peak step 13:00 (5) AM Peak step 7:00 (3) PM Peak step 13:00 (5)

Traffic Data Service -- San Jose, CA Class Report

CustomList-856 -- English (ENU)

Datasets:

Site: [9] PERMANENTE CREEK TRAIL BT OLD MIDDLEFIELD WAY AND CHARLESTON RD
Data type: Axle sensors - Paired (Class/Speed/Count)

Profile:

Included classes: 15
Speed range: 0 - 100 mph.
Direction: South (bound), P = North, Lane = 0-16
Name: Default Profile
Scheme: Vehicle classification (Bicycle_15_scheme)
Units: Non metric (ft, mi, ft/s, mph, lb, ton)

Column Legend:

0 [Time] 24-hour time (0000 - 2359)
1 [Total] Number in time step
2 [Cls] Class totals

*** Sunday, January 21, 2024**

| Time | Total | Cls |
|--------------|-----------|-----------|
| <-- | | 15 |
| 0000 | 1 | 1 |
| 0100 | 1 | 1 |
| 0200 | 0 | 0 |
| 0300 | 1 | 1 |
| 0400 | 0 | 0 |
| 0500 | 0 | 0 |
| 0600 | 0 | 0 |
| 0700 | 0 | 0 |
| 0800 | 2 | 2 |
| 0900 | 6 | 6 |
| 1000 | 8 | 8 |
| 1100 | 3 | 3 |
| 1200 | 15 | 15 |
| 1300 | 4 | 4 |
| 1400 | 7 | 7 |
| 1500 | 5 | 5 |
| 1600 | 8 | 8 |
| 1700 | 4 | 4 |
| 1800 | 0 | 0 |
| 1900 | 0 | 0 |
| 2000 | 2 | 2 |
| 2100 | 1 | 1 |
| 2200 | 0 | 0 |
| 2300 | 1 | 1 |
| 07-19 | 62 | 62 |
| 06-22 | 65 | 65 |
| 06-00 | 66 | 66 |
| 00-00 | 69 | 69 |

Peak step 12:00 (15) AM Peak step 10:00 (8) PM Peak step 12:00 (15)

*** Monday, January 22, 2024**

| Time | Total | Cls |
|---------------|--------------|------------|
| <-- | | 15 |
| 0000 | 0 | 0 |
| 0100 | 0 | 0 |
| 0200 | 0 | 0 |
| 0300 | 1 | 1 |
| 0400 | 0 | 0 |
| 0500 | 0 | 0 |
| 0600 | 0 | 0 |
| 0700 | 0 | 0 |
| 0800 | 1 | 1 |
| 0900 | 0 | 0 |
| 1000 | 1 | 1 |
| 1100 | 1 | 1 |
| 1200 | 2 | 2 |
| 1300 | 8 | 8 |
| 1400 | 3 | 3 |
| 1500 | 7 | 7 |
| 1600 | 6 | 6 |
| 1700 | 11 | 11 |
| 1800 | 10 | 10 |
| 1900 | 10 | 10 |
| 2000 | 2 | 2 |
| 2100 | 0 | 0 |
| 2200 | 2 | 2 |
| 2300 | 1 | 1 |
| 07-19 | 50 | 50 |
| 06-22 | 62 | 62 |
| 06-00 | 65 | 65 |
| 00-00 | 66 | 66 |

Peak step 17:00 (11) AM Peak step 3:00 (1) PM Peak step 17:00 (11)

*** Tuesday, January 23, 2024**

| Time | Total | Cls |
|---------------|--------------|------------|
| <-- | | 15 |
| 0000 | 1 | 1 |
| 0100 | 0 | 0 |
| 0200 | 0 | 0 |
| 0300 | 0 | 0 |
| 0400 | 1 | 1 |
| 0500 | 0 | 0 |
| 0600 | 0 | 0 |
| 0700 | 6 | 6 |
| 0800 | 8 | 8 |
| 0900 | 2 | 2 |
| 1000 | 3 | 3 |
| 1100 | 4 | 4 |
| 1200 | 6 | 6 |
| 1300 | 5 | 5 |
| 1400 | 5 | 5 |
| 1500 | 11 | 11 |
| 1600 | 38 | 38 |
| 1700 | 56 | 56 |
| 1800 | 21 | 21 |
| 1900 | 22 | 22 |
| 2000 | 11 | 11 |
| 2100 | 4 | 4 |
| 2200 | 3 | 3 |
| 2300 | 2 | 2 |
| 07-19 | 165 | 165 |
| 06-22 | 202 | 202 |
| 06-00 | 207 | 207 |
| 00-00 | 209 | 209 |

Peak step 17:00 (56) AM Peak step 8:00 (8) PM Peak step 17:00 (56)

*** Wednesday, January 24, 2024**

| Time | Total | Cls |
|---------------|--------------|------------|
| <-- | | 15 |
| 0000 | 1 | 1 |
| 0100 | 0 | 0 |
| 0200 | 0 | 0 |
| 0300 | 1 | 1 |
| 0400 | 0 | 0 |
| 0500 | 0 | 0 |
| 0600 | 1 | 1 |
| 0700 | 0 | 0 |
| 0800 | 0 | 0 |
| 0900 | 1 | 1 |
| 1000 | 0 | 0 |
| 1100 | 4 | 4 |
| 1200 | 5 | 5 |
| 1300 | 3 | 3 |
| 1400 | 1 | 1 |
| 1500 | 5 | 5 |
| 1600 | 15 | 15 |
| 1700 | 35 | 35 |
| 1800 | 13 | 13 |
| 1900 | 11 | 11 |
| 2000 | 5 | 5 |
| 2100 | 1 | 1 |
| 2200 | 3 | 3 |
| 2300 | 3 | 3 |
| 07-19 | 82 | 82 |
| 06-22 | 100 | 100 |
| 06-00 | 106 | 106 |
| 00-00 | 108 | 108 |

Peak step 17:00 (35) **AM Peak step** 11:00 (4) **PM Peak step** 17:00 (35)

*** Thursday, January 25, 2024**

| Time | Total | Cls |
|---------------|--------------|------------|
| <-- | | 15 |
| 0000 | 2 | 2 |
| 0100 | 0 | 0 |
| 0200 | 0 | 0 |
| 0300 | 0 | 0 |
| 0400 | 0 | 0 |
| 0500 | 1 | 1 |
| 0600 | 0 | 0 |
| 0700 | 6 | 6 |
| 0800 | 4 | 4 |
| 0900 | 5 | 5 |
| 1000 | 3 | 3 |
| 1100 | 1 | 1 |
| 1200 | 8 | 8 |
| 1300 | 8 | 8 |
| 1400 | 8 | 8 |
| 1500 | 16 | 16 |
| 1600 | 51 | 51 |
| 1700 | 55 | 55 |
| 1800 | 23 | 23 |
| 1900 | 15 | 15 |
| 2000 | 9 | 9 |
| 2100 | 3 | 3 |
| 2200 | 2 | 2 |
| 2300 | 1 | 1 |
| 07-19 | 188 | 188 |
| 06-22 | 215 | 215 |
| 06-00 | 218 | 218 |
| 00-00 | 221 | 221 |

Peak step 17:00 (55) **AM Peak step** 7:00 (6) **PM Peak step** 17:00 (55)

*** Friday, January 26, 2024**

| Time | Total | Cls |
|---------------|--------------|------------|
| <-- | | 15 |
| 0000 | 2 | 2 |
| 0100 | 0 | 0 |
| 0200 | 0 | 0 |
| 0300 | 0 | 0 |
| 0400 | 0 | 0 |
| 0500 | 0 | 0 |
| 0600 | 0 | 0 |
| 0700 | 1 | 1 |
| 0800 | 6 | 6 |
| 0900 | 2 | 2 |
| 1000 | 3 | 3 |
| 1100 | 0 | 0 |
| 1200 | 7 | 7 |
| 1300 | 9 | 9 |
| 1400 | 12 | 12 |
| 1500 | 18 | 18 |
| 1600 | 17 | 17 |
| 1700 | 32 | 32 |
| 1800 | 12 | 12 |
| 1900 | 3 | 3 |
| 2000 | 3 | 3 |
| 2100 | 4 | 4 |
| 2200 | 2 | 2 |
| 2300 | 1 | 1 |
| 07-19 | 119 | 119 |
| 06-22 | 129 | 129 |
| 06-00 | 132 | 132 |
| 00-00 | 134 | 134 |

Peak step 17:00 (32) AM Peak step 8:00 (6) PM Peak step 17:00 (32)

*** Saturday, January 27, 2024**

| Time | Total | Cls |
|---------------|--------------|------------|
| <-- | | 15 |
| 0000 | 1 | 1 |
| 0100 | 0 | 0 |
| 0200 | 0 | 0 |
| 0300 | 0 | 0 |
| 0400 | 0 | 0 |
| 0500 | 0 | 0 |
| 0600 | 0 | 0 |
| 0700 | 2 | 2 |
| 0800 | 1 | 1 |
| 0900 | 4 | 4 |
| 1000 | 2 | 2 |
| 1100 | 4 | 4 |
| 1200 | 7 | 7 |
| 1300 | 6 | 6 |
| 1400 | 7 | 7 |
| 1500 | 7 | 7 |
| 1600 | 10 | 10 |
| 1700 | 11 | 11 |
| 1800 | 4 | 4 |
| 1900 | 1 | 1 |
| 2000 | 3 | 3 |
| 2100 | 1 | 1 |
| 2200 | 1 | 1 |
| 2300 | 0 | 0 |
| 07-19 | 65 | 65 |
| 06-22 | 70 | 70 |
| 06-00 | 71 | 71 |
| 00-00 | 72 | 72 |

Peak step 17:00 (11) AM Peak step 9:00 (4) PM Peak step 17:00 (11)

*** Sunday, January 28, 2024**

| Time | Total | Cls |
|--------------|-----------|-----------|
| <-- | | 15 |
| 0000 | 0 | 0 |
| 0100 | 1 | 1 |
| 0200 | 0 | 0 |
| 0300 | 0 | 0 |
| 0400 | 0 | 0 |
| 0500 | 0 | 0 |
| 0600 | 0 | 0 |
| 0700 | 0 | 0 |
| 0800 | 2 | 2 |
| 0900 | 3 | 3 |
| 1000 | 0 | 0 |
| 1100 | 5 | 5 |
| 1200 | 10 | 10 |
| 1300 | 4 | 4 |
| 1400 | 7 | 7 |
| 1500 | 11 | 11 |
| 1600 | 9 | 9 |
| 1700 | 10 | 10 |
| 1800 | 4 | 4 |
| 1900 | 1 | 1 |
| 2000 | 1 | 1 |
| 2100 | 1 | 1 |
| 2200 | 0 | 0 |
| 2300 | 1 | 1 |
| 07-19 | 65 | 65 |
| 06-22 | 68 | 68 |
| 06-00 | 69 | 69 |
| 00-00 | 70 | 70 |

Peak step 15:00 (11) AM Peak step 11:00 (5) PM Peak step 15:00 (11)

*** Monday, January 29, 2024**

| Time | Total | Cls |
|--------------|------------|------------|
| <-- | | 15 |
| 0000 | 0 | 0 |
| 0100 | 1 | 1 |
| 0200 | 0 | 0 |
| 0300 | 0 | 0 |
| 0400 | 0 | 0 |
| 0500 | 0 | 0 |
| 0600 | 0 | 0 |
| 0700 | 3 | 3 |
| 0800 | 6 | 6 |
| 0900 | 5 | 5 |
| 1000 | 0 | 0 |
| 1100 | 6 | 6 |
| 1200 | 12 | 12 |
| 1300 | 13 | 13 |
| 1400 | 5 | 5 |
| 1500 | 18 | 18 |
| 1600 | 33 | 33 |
| 1700 | 38 | 38 |
| 1800 | 15 | 15 |
| 1900 | 19 | 19 |
| 2000 | 1 | 1 |
| 2100 | 4 | 4 |
| 2200 | 1 | 1 |
| 2300 | 2 | 2 |
| 07-19 | 154 | 154 |
| 06-22 | 178 | 178 |
| 06-00 | 181 | 181 |
| 00-00 | 182 | 182 |

Peak step 17:00 (38) AM Peak step 8:00 (6) PM Peak step 17:00 (38)

*** Tuesday, January 30, 2024**

| Time | Total | Cls |
|--------------|------------|------------|
| <-- | | 15 |
| 0000 | 0 | 0 |
| 0100 | 0 | 0 |
| 0200 | 0 | 0 |
| 0300 | 0 | 0 |
| 0400 | 0 | 0 |
| 0500 | 0 | 0 |
| 0600 | 0 | 0 |
| 0700 | 3 | 3 |
| 0800 | 1 | 1 |
| 0900 | 3 | 3 |
| 1000 | 3 | 3 |
| 1100 | 3 | 3 |
| 1200 | 7 | 7 |
| 1300 | 6 | 6 |
| 1400 | 7 | 7 |
| 1500 | 10 | 10 |
| 1600 | 45 | 45 |
| 1700 | 60 | 60 |
| 1800 | 22 | 22 |
| 1900 | 23 | 23 |
| 2000 | 9 | 9 |
| 2100 | 6 | 6 |
| 2200 | 1 | 1 |
| 2300 | 4 | 4 |
| 07-19 | 170 | 170 |
| 06-22 | 208 | 208 |
| 06-00 | 213 | 213 |
| 00-00 | 213 | 213 |

Peak step 17:00 (60) AM Peak step 7:00 (3) PM Peak step 17:00 (60)

*** Wednesday, January 31, 2024**

| Time | Total | Cls |
|--------------|-----------|-----------|
| <-- | | 15 |
| 0000 | 2 | 2 |
| 0100 | 1 | 1 |
| 0200 | 0 | 0 |
| 0300 | 0 | 0 |
| 0400 | 0 | 0 |
| 0500 | 0 | 0 |
| 0600 | 0 | 0 |
| 0700 | 4 | 4 |
| 0800 | 2 | 2 |
| 0900 | 1 | 1 |
| 1000 | 4 | 4 |
| 1100 | 2 | 2 |
| 1200 | 7 | 7 |
| 1300 | 4 | 4 |
| 1400 | 1 | 1 |
| 1500 | 5 | 5 |
| 1600 | 16 | 16 |
| 1700 | 18 | 18 |
| 1800 | 6 | 6 |
| 1900 | 8 | 8 |
| 2000 | 1 | 1 |
| 2100 | 4 | 4 |
| 2200 | 1 | 1 |
| 2300 | 1 | 1 |
| 07-19 | 70 | 70 |
| 06-22 | 83 | 83 |
| 06-00 | 85 | 85 |
| 00-00 | 88 | 88 |

Peak step 17:00 (18) AM Peak step 7:00 (4) PM Peak step 17:00 (18)

*** Thursday, February 1, 2024**

| Time | Total | Cls |
|--------------|-----------|-----------|
| <-- | | 15 |
| 0000 | 0 | 0 |
| 0100 | 1 | 1 |
| 0200 | 0 | 0 |
| 0300 | 0 | 0 |
| 0400 | 0 | 0 |
| 0500 | 0 | 0 |
| 0600 | 1 | 1 |
| 0700 | 2 | 2 |
| 0800 | 2 | 2 |
| 0900 | 1 | 1 |
| 1000 | 1 | 1 |
| 1100 | 0 | 0 |
| 1200 | 5 | 5 |
| 1300 | 4 | 4 |
| 1400 | 0 | 0 |
| 1500 | 6 | 6 |
| 1600 | 16 | 16 |
| 1700 | 26 | 26 |
| 1800 | 13 | 13 |
| 1900 | 13 | 13 |
| 2000 | 0 | 0 |
| 2100 | 3 | 3 |
| 2200 | 2 | 2 |
| 2300 | 2 | 2 |
| 07-19 | 76 | 76 |
| 06-22 | 93 | 93 |
| 06-00 | 97 | 97 |
| 00-00 | 98 | 98 |

Peak step 17:00 (26) AM Peak step 7:00 (2) PM Peak step 17:00 (26)

*** Friday, February 2, 2024**

| Time | Total | Cls |
|--------------|-----------|-----------|
| <-- | | 15 |
| 0000 | 0 | 0 |
| 0100 | 0 | 0 |
| 0200 | 0 | 0 |
| 0300 | 0 | 0 |
| 0400 | 0 | 0 |
| 0500 | 0 | 0 |
| 0600 | 0 | 0 |
| 0700 | 0 | 0 |
| 0800 | 1 | 1 |
| 0900 | 1 | 1 |
| 1000 | 2 | 2 |
| 1100 | 3 | 3 |
| 1200 | 9 | 9 |
| 1300 | 7 | 7 |
| 1400 | 8 | 8 |
| 1500 | 12 | 12 |
| 1600 | 16 | 16 |
| 1700 | 15 | 15 |
| 1800 | 4 | 4 |
| 1900 | 0 | 0 |
| 2000 | 0 | 0 |
| 2100 | 1 | 1 |
| 2200 | 3 | 3 |
| 2300 | 1 | 1 |
| 07-19 | 78 | 78 |
| 06-22 | 79 | 79 |
| 06-00 | 83 | 83 |
| 00-00 | 83 | 83 |

Peak step 16:00 (16) AM Peak step 11:00 (3) PM Peak step 16:00 (16)

*** Saturday, February 3, 2024**

| Time | Total | Cls |
|---------------|--------------|------------|
| <-- | | 15 |
| 0000 | 1 | 1 |
| 0100 | 1 | 1 |
| 0200 | 0 | 0 |
| 0300 | 0 | 0 |
| 0400 | 0 | 0 |
| 0500 | 0 | 0 |
| 0600 | 0 | 0 |
| 0700 | 1 | 1 |
| 0800 | 4 | 4 |
| 0900 | 0 | 0 |
| 1000 | 2 | 2 |
| 1100 | 3 | 3 |
| 1200 | 6 | 6 |
| 1300 | 6 | 6 |
| 1400 | 7 | 7 |
| 1500 | 7 | 7 |
| 1600 | 4 | 4 |
| 1700 | 4 | 4 |
| 1800 | 2 | 2 |
| 1900 | 0 | 0 |
| 2000 | 0 | 0 |
| 2100 | 0 | 0 |
| 2200 | 1 | 1 |
| 2300 | 0 | 0 |
| 07-19 | 46 | 46 |
| 06-22 | 46 | 46 |
| 06-00 | 47 | 47 |
| 00-00 | 49 | 49 |

Peak step 14:00 (7) **AM Peak step** 8:00 (4) **PM Peak step** 14:00 (7)

Traffic Data Service -- San Jose, CA Class Report

CustomList-879 -- English (ENU)

Datasets:

Site: [9] PERMANENTE CREEK TRAIL BT OLD MIDDLEFIELD WAY AND CHARLESTON RD
Data type: Axle sensors - Paired (Class/Speed/Count)

Profile:

Included classes: 15
Speed range: 0 - 100 mph.
Direction: South (bound), P = North, Lane = 0-16
Name: Default Profile
Scheme: Vehicle classification (Bicycle_15_scheme)
Units: Non metric (ft, mi, ft/s, mph, lb, ton)

Column Legend:

0 [Time] 24-hour time (0000 - 2359)
1 [Total] Number in time step
2 [Cls] Class totals

*** Sunday, February 11, 2024**

| Time | Total | Cls |
|--------------|-----------|-----------|
| <-- | | 15 |
| 0000 | 0 | 0 |
| 0100 | 0 | 0 |
| 0200 | 0 | 0 |
| 0300 | 0 | 0 |
| 0400 | 0 | 0 |
| 0500 | 0 | 0 |
| 0600 | 0 | 0 |
| 0700 | 1 | 1 |
| 0800 | 1 | 1 |
| 0900 | 3 | 3 |
| 1000 | 3 | 3 |
| 1100 | 8 | 8 |
| 1200 | 5 | 5 |
| 1300 | 7 | 7 |
| 1400 | 5 | 5 |
| 1500 | 9 | 9 |
| 1600 | 10 | 10 |
| 1700 | 10 | 10 |
| 1800 | 2 | 2 |
| 1900 | 2 | 2 |
| 2000 | 0 | 0 |
| 2100 | 0 | 0 |
| 2200 | 3 | 3 |
| 2300 | 0 | 0 |
| 07-19 | 64 | 64 |
| 06-22 | 66 | 66 |
| 06-00 | 69 | 69 |
| 00-00 | 69 | 69 |

Peak step 16:00 (10) AM Peak step 11:00 (8) PM Peak step 16:00 (10)

*** Monday, February 12, 2024**

| Time | Total | Cls |
|---------------|--------------|------------|
| <-- | | 15 |
| 0000 | 0 | 0 |
| 0100 | 0 | 0 |
| 0200 | 0 | 0 |
| 0300 | 0 | 0 |
| 0400 | 0 | 0 |
| 0500 | 0 | 0 |
| 0600 | 0 | 0 |
| 0700 | 2 | 2 |
| 0800 | 5 | 5 |
| 0900 | 1 | 1 |
| 1000 | 1 | 1 |
| 1100 | 1 | 1 |
| 1200 | 7 | 7 |
| 1300 | 8 | 8 |
| 1400 | 8 | 8 |
| 1500 | 9 | 9 |
| 1600 | 21 | 21 |
| 1700 | 31 | 31 |
| 1800 | 16 | 16 |
| 1900 | 16 | 16 |
| 2000 | 4 | 4 |
| 2100 | 4 | 4 |
| 2200 | 1 | 1 |
| 2300 | 0 | 0 |
| 07-19 | 110 | 110 |
| 06-22 | 134 | 134 |
| 06-00 | 135 | 135 |
| 00-00 | 135 | 135 |

Peak step 17:00 (31) AM Peak step 8:00 (5) PM Peak step 17:00 (31)

*** Tuesday, February 13, 2024**

| Time | Total | Cls |
|---------------|--------------|------------|
| <-- | | 15 |
| 0000 | 1 | 1 |
| 0100 | 1 | 1 |
| 0200 | 0 | 0 |
| 0300 | 0 | 0 |
| 0400 | 0 | 0 |
| 0500 | 1 | 1 |
| 0600 | 0 | 0 |
| 0700 | 7 | 7 |
| 0800 | 5 | 5 |
| 0900 | 4 | 4 |
| 1000 | 1 | 1 |
| 1100 | 3 | 3 |
| 1200 | 5 | 5 |
| 1300 | 8 | 8 |
| 1400 | 4 | 4 |
| 1500 | 15 | 15 |
| 1600 | 37 | 37 |
| 1700 | 45 | 45 |
| 1800 | 30 | 30 |
| 1900 | 27 | 27 |
| 2000 | 6 | 6 |
| 2100 | 6 | 6 |
| 2200 | 3 | 3 |
| 2300 | 2 | 2 |
| 07-19 | 164 | 164 |
| 06-22 | 203 | 203 |
| 06-00 | 208 | 208 |
| 00-00 | 211 | 211 |

Peak step 17:00 (45) AM Peak step 7:00 (7) PM Peak step 17:00 (45)

*** Wednesday, February 14, 2024**

| Time | Total | Cls |
|---------------|--------------|------------|
| <-- | | 15 |
| 0000 | 0 | 0 |
| 0100 | 0 | 0 |
| 0200 | 0 | 0 |
| 0300 | 0 | 0 |
| 0400 | 0 | 0 |
| 0500 | 0 | 0 |
| 0600 | 0 | 0 |
| 0700 | 1 | 1 |
| 0800 | 6 | 6 |
| 0900 | 0 | 0 |
| 1000 | 1 | 1 |
| 1100 | 4 | 4 |
| 1200 | 11 | 11 |
| 1300 | 5 | 5 |
| 1400 | 4 | 4 |
| 1500 | 5 | 5 |
| 1600 | 18 | 18 |
| 1700 | 31 | 31 |
| 1800 | 16 | 16 |
| 1900 | 9 | 9 |
| 2000 | 3 | 3 |
| 2100 | 4 | 4 |
| 2200 | 0 | 0 |
| 2300 | 1 | 1 |
| 07-19 | 102 | 102 |
| 06-22 | 118 | 118 |
| 06-00 | 119 | 119 |
| 00-00 | 119 | 119 |

Peak step 17:00 (31) AM Peak step 8:00 (6) PM Peak step 17:00 (31)

*** Thursday, February 15, 2024**

| Time | Total | Cls |
|---------------|--------------|------------|
| <-- | | 15 |
| 0000 | 2 | 2 |
| 0100 | 1 | 1 |
| 0200 | 0 | 0 |
| 0300 | 1 | 1 |
| 0400 | 0 | 0 |
| 0500 | 0 | 0 |
| 0600 | 0 | 0 |
| 0700 | 4 | 4 |
| 0800 | 4 | 4 |
| 0900 | 1 | 1 |
| 1000 | 8 | 8 |
| 1100 | 4 | 4 |
| 1200 | 8 | 8 |
| 1300 | 3 | 3 |
| 1400 | 6 | 6 |
| 1500 | 12 | 12 |
| 1600 | 37 | 37 |
| 1700 | 53 | 53 |
| 1800 | 27 | 27 |
| 1900 | 12 | 12 |
| 2000 | 5 | 5 |
| 2100 | 5 | 5 |
| 2200 | 1 | 1 |
| 2300 | 1 | 1 |
| 07-19 | 167 | 167 |
| 06-22 | 189 | 189 |
| 06-00 | 191 | 191 |
| 00-00 | 195 | 195 |

Peak step 17:00 (53) AM Peak step 10:00 (8) PM Peak step 17:00 (53)

*** Friday, February 16, 2024**

| Time | Total | Cls |
|--------------|------------|------------|
| <-- | | 15 |
| 0000 | 0 | 0 |
| 0100 | 0 | 0 |
| 0200 | 0 | 0 |
| 0300 | 0 | 0 |
| 0400 | 0 | 0 |
| 0500 | 0 | 0 |
| 0600 | 0 | 0 |
| 0700 | 5 | 5 |
| 0800 | 3 | 3 |
| 0900 | 2 | 2 |
| 1000 | 9 | 9 |
| 1100 | 10 | 10 |
| 1200 | 20 | 20 |
| 1300 | 17 | 17 |
| 1400 | 17 | 17 |
| 1500 | 14 | 14 |
| 1600 | 16 | 16 |
| 1700 | 24 | 24 |
| 1800 | 17 | 17 |
| 1900 | 5 | 5 |
| 2000 | 2 | 2 |
| 2100 | 4 | 4 |
| 2200 | 2 | 2 |
| 2300 | 3 | 3 |
| 07-19 | 154 | 154 |
| 06-22 | 165 | 165 |
| 06-00 | 170 | 170 |
| 00-00 | 170 | 170 |

Peak step 17:00 (24) AM Peak step 11:00 (10) PM Peak step 17:00 (24)

*** Saturday, February 17, 2024**

| Time | Total | Cls |
|--------------|-----------|-----------|
| <-- | | 15 |
| 0000 | 0 | 0 |
| 0100 | 0 | 0 |
| 0200 | 0 | 0 |
| 0300 | 0 | 0 |
| 0400 | 0 | 0 |
| 0500 | 0 | 0 |
| 0600 | 0 | 0 |
| 0700 | 0 | 0 |
| 0800 | 5 | 5 |
| 0900 | 2 | 2 |
| 1000 | 0 | 0 |
| 1100 | 1 | 1 |
| 1200 | 2 | 2 |
| 1300 | 2 | 2 |
| 1400 | 3 | 3 |
| 1500 | 2 | 2 |
| 1600 | 6 | 6 |
| 1700 | 1 | 1 |
| 1800 | 2 | 2 |
| 1900 | 0 | 0 |
| 2000 | 0 | 0 |
| 2100 | 1 | 1 |
| 2200 | 0 | 0 |
| 2300 | 0 | 0 |
| 07-19 | 26 | 26 |
| 06-22 | 27 | 27 |
| 06-00 | 27 | 27 |
| 00-00 | 27 | 27 |

Peak step 16:00 (6) AM Peak step 8:00 (5) PM Peak step 16:00 (6)

Traffic Data Service -- San Jose, CA Event Counts

EventCount-843 -- English (ENU)

Datasets:

Site: [3] RENGSTORFF AVE BT US-101 NB RAMPS AND GARCIA AVE
Input A: 1 - North bound. - Lane= 0, Added to totals. (/2.000)
Input B: 0 - Unused or unknown. - Lane= 0, Excluded from totals.
Data type: Axle sensors - Separate (Count)

Profile:

Name: Default Profile
Scheme: Count events divided by setup divisor
Units: Non metric (ft, mi, ft/s, mph, lb, ton)

*** Sunday, January 21, 2024=1896, 15 minute drops**

| 0000 | 0100 | 0200 | 0300 | 0400 | 0500 | 0600 | 0700 | 0800 | 0900 | 1000 | 1100 | 1200 | 1300 | 1400 | 1500 | 1600 | 1700 | 1800 | 1900 | 2000 | 2100 | 2200 | 2300 | |
|------|------|------|------|------|------|------|------|------|------|------|------|------|------|------|------|------|------|------|------|------|------|------|------|---|
| 5 | 5 | 8 | 9 | 3 | 25 | 25 | 72 | 116 | 144 | 181 | 157 | 159 | 184 | 196 | 201 | 140 | 89 | 53 | 29 | 33 | 44 | 14 | 8 | |
| 1 | 1 | 2 | 1 | 1 | 4 | 7 | 16 | 25 | 25 | 44 | 41 | 46 | 44 | 46 | 56 | 36 | 23 | 17 | 7 | 8 | 9 | 8 | 0 | 3 |
| 2 | 3 | 2 | 1 | 2 | 5 | 2 | 13 | 37 | 37 | 56 | 37 | 33 | 48 | 61 | 53 | 38 | 19 | 10 | 9 | 6 | 6 | 4 | 2 | 4 |
| 1 | 0 | 2 | 3 | 0 | 6 | 8 | 20 | 25 | 29 | 41 | 28 | 32 | 43 | 38 | 49 | 36 | 22 | 14 | 7 | 9 | 10 | 0 | 2 | 3 |
| 1 | 1 | 2 | 4 | 0 | 10 | 8 | 23 | 29 | 53 | 40 | 51 | 48 | 49 | 51 | 44 | 30 | 25 | 12 | 6 | 10 | 19 | 2 | 4 | 1 |

AM Peak 0945 - 1045 (194), AM PHF=0.87 PM Peak 1445 - 1545 (209), PM PHF=0.94

*** Monday, January 22, 2024=6202, 15 minute drops**

| 0000 | 0100 | 0200 | 0300 | 0400 | 0500 | 0600 | 0700 | 0800 | 0900 | 1000 | 1100 | 1200 | 1300 | 1400 | 1500 | 1600 | 1700 | 1800 | 1900 | 2000 | 2100 | 2200 | 2300 | |
|------|------|------|------|------|------|------|------|------|------|------|------|------|------|------|------|------|------|------|------|------|------|------|------|---|
| 11 | 6 | 7 | 22 | 80 | 199 | 302 | 439 | 926 | 1003 | 563 | 420 | 409 | 230 | 183 | 214 | 237 | 320 | 297 | 176 | 78 | 46 | 29 | 9 | |
| 3 | 3 | 0 | 0 | 5 | 31 | 67 | 93 | 165 | 289 | 191 | 77 | 96 | 63 | 43 | 39 | 65 | 78 | 49 | 62 | 17 | 13 | 11 | 3 | 2 |
| 4 | 1 | 1 | 3 | 14 | 38 | 73 | 103 | 229 | 254 | 130 | 89 | 119 | 74 | 45 | 43 | 49 | 93 | 60 | 44 | 20 | 4 | 10 | 2 | 1 |
| 3 | 0 | 4 | 3 | 20 | 52 | 85 | 107 | 258 | 245 | 126 | 130 | 96 | 43 | 50 | 52 | 51 | 72 | 81 | 36 | 19 | 19 | 6 | 2 | 1 |
| 1 | 2 | 2 | 16 | 41 | 78 | 78 | 137 | 274 | 216 | 117 | 125 | 100 | 50 | 45 | 81 | 73 | 78 | 108 | 34 | 22 | 10 | 2 | 2 | 3 |

AM Peak 0830 - 0930 (1074), AM PHF=0.93 PM Peak 1200 - 1300 (409), PM PHF=0.86

*** Tuesday, January 23, 2024=10668, 15 minute drops**

| 0000 | 0100 | 0200 | 0300 | 0400 | 0500 | 0600 | 0700 | 0800 | 0900 | 1000 | 1100 | 1200 | 1300 | 1400 | 1500 | 1600 | 1700 | 1800 | 1900 | 2000 | 2100 | 2200 | 2300 | |
|------|------|------|------|------|------|------|------|------|------|------|------|------|------|------|------|------|------|------|------|------|------|------|------|---|
| 7 | 7 | 11 | 19 | 94 | 255 | 377 | 702 | 1822 | 2263 | 1511 | 902 | 557 | 318 | 214 | 271 | 271 | 347 | 320 | 218 | 90 | 55 | 28 | 12 | |
| 2 | 2 | 0 | 1 | 7 | 32 | 71 | 141 | 307 | 586 | 398 | 240 | 172 | 97 | 41 | 53 | 70 | 76 | 77 | 71 | 28 | 14 | 7 | 6 | 3 |
| 1 | 3 | 3 | 2 | 11 | 57 | 83 | 171 | 405 | 593 | 398 | 307 | 148 | 85 | 56 | 58 | 55 | 106 | 76 | 65 | 14 | 13 | 8 | 5 | 2 |
| 1 | 2 | 5 | 5 | 31 | 66 | 84 | 164 | 495 | 540 | 340 | 182 | 117 | 74 | 63 | 79 | 62 | 77 | 77 | 46 | 20 | 11 | 8 | 0 | 1 |
| 3 | 0 | 3 | 11 | 45 | 100 | 140 | 228 | 615 | 545 | 375 | 173 | 121 | 63 | 54 | 82 | 86 | 89 | 91 | 38 | 29 | 17 | 5 | 1 | 2 |

AM Peak 0845 - 0945 (2333), AM PHF=0.95 PM Peak 1200 - 1300 (557), PM PHF=0.81

*** Wednesday, January 24, 2024=9649, 15 minute drops**

| 0000 | 0100 | 0200 | 0300 | 0400 | 0500 | 0600 | 0700 | 0800 | 0900 | 1000 | 1100 | 1200 | 1300 | 1400 | 1500 | 1600 | 1700 | 1800 | 1900 | 2000 | 2100 | 2200 | 2300 | |
|------|------|------|------|------|------|------|------|------|------|------|------|------|------|------|------|------|------|------|------|------|------|------|------|---|
| 8 | 11 | 11 | 24 | 97 | 238 | 386 | 617 | 1440 | 2084 | 1298 | 667 | 486 | 308 | 241 | 256 | 308 | 363 | 371 | 246 | 100 | 54 | 33 | 9 | |
| 3 | 3 | 5 | 2 | 9 | 29 | 81 | 105 | 217 | 587 | 419 | 174 | 127 | 98 | 76 | 39 | 78 | 83 | 74 | 92 | 23 | 13 | 11 | 2 | 3 |
| 2 | 2 | 1 | 3 | 12 | 52 | 86 | 148 | 332 | 534 | 333 | 206 | 140 | 82 | 57 | 59 | 69 | 123 | 77 | 61 | 35 | 10 | 10 | 4 | 2 |
| 1 | 4 | 1 | 6 | 27 | 55 | 87 | 144 | 407 | 482 | 285 | 142 | 108 | 64 | 51 | 68 | 66 | 77 | 105 | 39 | 20 | 13 | 6 | 2 | 7 |
| 2 | 2 | 4 | 13 | 49 | 102 | 133 | 221 | 486 | 482 | 262 | 146 | 112 | 64 | 57 | 90 | 96 | 80 | 116 | 55 | 22 | 18 | 6 | 1 | 6 |

AM Peak 0845 - 0945 (2088), AM PHF=0.89 PM Peak 1200 - 1300 (486), PM PHF=0.87

*** Thursday, January 25, 2024=9697, 15 minute drops**

| 0000 | 0100 | 0200 | 0300 | 0400 | 0500 | 0600 | 0700 | 0800 | 0900 | 1000 | 1100 | 1200 | 1300 | 1400 | 1500 | 1600 | 1700 | 1800 | 1900 | 2000 | 2100 | 2200 | 2300 | |
|------|------|------|------|------|------|------|------|------|------|------|------|------|------|------|------|------|------|------|------|------|------|------|------|---|
| 18 | 8 | 6 | 21 | 82 | 224 | 374 | 672 | 1688 | 2044 | 1091 | 659 | 512 | 367 | 235 | 288 | 246 | 381 | 350 | 208 | 109 | 65 | 39 | 14 | |
| 3 | 0 | 0 | 1 | 6 | 32 | 86 | 129 | 292 | 540 | 323 | 161 | 129 | 113 | 61 | 60 | 62 | 82 | 75 | 85 | 37 | 18 | 14 | 10 | 1 |
| 2 | 4 | 1 | 3 | 16 | 46 | 80 | 162 | 369 | 539 | 325 | 174 | 127 | 101 | 55 | 68 | 54 | 115 | 61 | 43 | 31 | 19 | 7 | 0 | 7 |
| 7 | 3 | 3 | 8 | 28 | 54 | 91 | 156 | 455 | 484 | 226 | 156 | 134 | 79 | 70 | 74 | 58 | 76 | 82 | 45 | 18 | 16 | 10 | 2 | 2 |
| 6 | 1 | 2 | 9 | 32 | 92 | 118 | 226 | 573 | 481 | 217 | 169 | 122 | 74 | 50 | 86 | 74 | 108 | 132 | 35 | 24 | 12 | 8 | 2 | 5 |

AM Peak 0845 - 0945 (2136), AM PHF=0.93 PM Peak 1200 - 1300 (512), PM PHF=0.96

*** Friday, January 26, 2024=6313, 15 minute drops**

| 0000 | 0100 | 0200 | 0300 | 0400 | 0500 | 0600 | 0700 | 0800 | 0900 | 1000 | 1100 | 1200 | 1300 | 1400 | 1500 | 1600 | 1700 | 1800 | 1900 | 2000 | 2100 | 2200 | 2300 | |
|------|------|------|------|------|------|------|------|------|------|------|------|------|------|------|------|------|------|------|------|------|------|------|------|---|
| 15 | 9 | 8 | 26 | 88 | 215 | 321 | 424 | 906 | 729 | 485 | 678 | 622 | 325 | 238 | 233 | 238 | 246 | 224 | 122 | 55 | 61 | 32 | 18 | |
| 1 | 3 | 3 | 1 | 8 | 29 | 80 | 83 | 180 | 233 | 137 | 112 | 183 | 86 | 62 | 60 | 50 | 52 | 71 | 35 | 19 | 10 | 8 | 5 | 5 |
| 7 | 1 | 1 | 3 | 11 | 36 | 85 | 98 | 228 | 204 | 111 | 181 | 161 | 95 | 53 | 54 | 67 | 69 | 62 | 39 | 13 | 13 | 10 | 5 | 2 |
| 2 | 2 | 4 | 4 | 31 | 54 | 64 | 103 | 214 | 141 | 114 | 185 | 152 | 78 | 66 | 47 | 52 | 66 | 52 | 25 | 9 | 16 | 7 | 1 | 6 |
| 5 | 3 | 0 | 18 | 38 | 96 | 92 | 141 | 285 | 152 | 124 | 201 | 127 | 66 | 57 | 73 | 70 | 59 | 39 | 23 | 14 | 22 | 7 | 7 | 0 |

AM Peak 0815 - 0915 (959), AM PHF=0.84 PM Peak 1200 - 1300 (622), PM PHF=0.85

*** Saturday, January 27, 2024=2159, 15 minute drops**

| 0000 | 0100 | 0200 | 0300 | 0400 | 0500 | 0600 | 0700 | 0800 | 0900 | 1000 | 1100 | 1200 | 1300 | 1400 | 1500 | 1600 | 1700 | 1800 | 1900 | 2000 | 2100 | 2200 | 2300 | |
|------|------|------|------|------|------|------|------|------|------|------|------|------|------|------|------|------|------|------|------|------|------|------|------|---|
| 13 | 13 | 10 | 9 | 14 | 62 | 73 | 69 | 114 | 181 | 208 | 191 | 177 | 183 | 203 | 190 | 135 | 95 | 55 | 48 | 36 | 49 | 28 | 8 | |
| 5 | 2 | 5 | 2 | 2 | 8 | 18 | 22 | 25 | 38 | 59 | 55 | 41 | 45 | 40 | 51 | 53 | 30 | 16 | 9 | 7 | 6 | 6 | 5 | 2 |
| 2 | 5 | 4 | 2 | 4 | 14 | 26 | 11 | 24 | 41 | 58 | 37 | 38 | 42 | 58 | 54 | 34 | 25 | 8 | 17 | 8 | 12 | 8 | 0 | 3 |
| 6 | 2 | 1 | 2 | 4 | 11 | 12 | 18 | 28 | 39 | 51 | 44 | 46 | 45 | 49 | 41 | 18 | 20 | 15 | 15 | 13 | 18 | 6 | 2 | 0 |
| 0 | 4 | 0 | 3 | 4 | 29 | 17 | 18 | 37 | 64 | 41 | 56 | 52 | 52 | 57 | 44 | 30 | 20 | 16 | 7 | 8 | 13 | 8 | 1 | 1 |

AM Peak 0945 - 1045 (232), AM PHF=0.90 PM Peak 1415 - 1515 (215), PM PHF=0.92

*** Sunday, January 28, 2024=1995, 15 minute drops**

| 0000 | 0100 | 0200 | 0300 | 0400 | 0500 | 0600 | 0700 | 0800 | 0900 | 1000 | 1100 | 1200 | 1300 | 1400 | 1500 | 1600 | 1700 | 1800 | 1900 | 2000 | 2100 | 2200 | 2300 |
|----------|----------|----------|----------|----------|-----------|-----------|-----------|------------|------------|------------|------------|------------|------------|------------|------------|------------|------------|-----------|-----------|-----------|-----------|-----------|-----------|
| 6 | 9 | 3 | 4 | 7 | 30 | 36 | 68 | 102 | 104 | 175 | 158 | 165 | 190 | 194 | 204 | 171 | 128 | 54 | 46 | 51 | 46 | 29 | 20 |
| 2 | 1 | 0 | 0 | 2 | 3 | 9 | 14 | 24 | 26 | 50 | 34 | 34 | 48 | 35 | 48 | 50 | 32 | 14 | 14 | 15 | 12 | 10 | 4 |
| 3 | 5 | 1 | 0 | 3 | 4 | 6 | 15 | 29 | 19 | 48 | 36 | 46 | 44 | 51 | 50 | 43 | 52 | 15 | 15 | 9 | 8 | 9 | 4 |
| 0 | 1 | 1 | 0 | 1 | 12 | 8 | 18 | 22 | 18 | 35 | 43 | 43 | 49 | 56 | 56 | 43 | 25 | 13 | 8 | 8 | 15 | 6 | 3 |
| 1 | 2 | 1 | 4 | 1 | 11 | 13 | 21 | 27 | 41 | 42 | 45 | 43 | 49 | 52 | 50 | 36 | 19 | 12 | 9 | 19 | 11 | 4 | 9 |

AM Peak 1000 - 1100 (175), AM PHF=0.87 PM Peak 1415 - 1515 (207), PM PHF=0.92

*** Monday, January 29, 2024=6686, 15 minute drops**

| 0000 | 0100 | 0200 | 0300 | 0400 | 0500 | 0600 | 0700 | 0800 | 0900 | 1000 | 1100 | 1200 | 1300 | 1400 | 1500 | 1600 | 1700 | 1800 | 1900 | 2000 | 2100 | 2200 | 2300 |
|-----------|----------|----------|-----------|-----------|------------|------------|------------|-------------|------------|------------|------------|------------|------------|------------|------------|------------|------------|------------|------------|-----------|-----------|-----------|-----------|
| 10 | 6 | 9 | 20 | 79 | 231 | 340 | 482 | 1052 | 976 | 561 | 446 | 398 | 268 | 219 | 282 | 285 | 369 | 324 | 171 | 74 | 44 | 28 | 15 |
| 2 | 0 | 0 | 0 | 6 | 38 | 73 | 92 | 165 | 290 | 154 | 79 | 111 | 78 | 48 | 55 | 89 | 96 | 57 | 68 | 18 | 15 | 16 | 3 |
| 2 | 2 | 1 | 4 | 16 | 42 | 87 | 112 | 244 | 269 | 155 | 119 | 104 | 85 | 59 | 67 | 58 | 130 | 62 | 42 | 15 | 7 | 3 | 3 |
| 1 | 3 | 6 | 5 | 21 | 59 | 75 | 127 | 296 | 212 | 144 | 119 | 99 | 52 | 57 | 63 | 68 | 71 | 81 | 38 | 18 | 7 | 6 | 5 |
| 5 | 1 | 2 | 11 | 36 | 93 | 106 | 151 | 347 | 207 | 108 | 130 | 85 | 55 | 56 | 98 | 71 | 72 | 124 | 24 | 23 | 15 | 3 | 4 |

AM Peak 0830 - 0930 (1201), AM PHF=0.86 PM Peak 1200 - 1300 (398), PM PHF=0.90

*** Tuesday, January 30, 2024=9695, 15 minute drops**

| 0000 | 0100 | 0200 | 0300 | 0400 | 0500 | 0600 | 0700 | 0800 | 0900 | 1000 | 1100 | 1200 | 1300 | 1400 | 1500 | 1600 | 1700 | 1800 | 1900 | 2000 | 2100 | 2200 | 2300 |
|----------|----------|----------|-----------|-----------|------------|------------|------------|-------------|-------------|-------------|------------|------------|------------|------------|------------|------------|------------|------------|------------|-----------|-----------|-----------|-----------|
| 7 | 8 | 9 | 25 | 95 | 245 | 392 | 719 | 1728 | 2092 | 1008 | 613 | 481 | 308 | 234 | 268 | 302 | 368 | 331 | 254 | 84 | 80 | 33 | 15 |
| 2 | 1 | 1 | 2 | 6 | 34 | 87 | 131 | 286 | 589 | 275 | 158 | 110 | 85 | 58 | 51 | 84 | 86 | 64 | 72 | 22 | 17 | 11 | 3 |
| 1 | 1 | 3 | 6 | 13 | 47 | 76 | 150 | 359 | 535 | 274 | 152 | 148 | 84 | 50 | 60 | 78 | 97 | 88 | 98 | 20 | 18 | 10 | 4 |
| 3 | 3 | 2 | 6 | 33 | 53 | 90 | 203 | 509 | 487 | 256 | 164 | 121 | 69 | 66 | 64 | 72 | 94 | 80 | 42 | 14 | 27 | 8 | 4 |
| 1 | 3 | 3 | 11 | 43 | 112 | 140 | 235 | 575 | 482 | 203 | 139 | 102 | 71 | 61 | 94 | 68 | 91 | 100 | 43 | 29 | 18 | 4 | 4 |

AM Peak 0830 - 0930 (2207), AM PHF=0.94 PM Peak 1200 - 1300 (481), PM PHF=0.81

*** Wednesday, January 31, 2024=8930, 15 minute drops**

| 0000 | 0100 | 0200 | 0300 | 0400 | 0500 | 0600 | 0700 | 0800 | 0900 | 1000 | 1100 | 1200 | 1300 | 1400 | 1500 | 1600 | 1700 | 1800 | 1900 | 2000 | 2100 | 2200 | 2300 |
|-----------|-----------|----------|-----------|------------|------------|------------|------------|-------------|-------------|------------|------------|------------|------------|------------|------------|------------|------------|------------|------------|-----------|-----------|-----------|-----------|
| 11 | 11 | 9 | 30 | 101 | 252 | 400 | 681 | 1751 | 1886 | 977 | 597 | 460 | 280 | 198 | 201 | 218 | 262 | 249 | 182 | 77 | 44 | 38 | 21 |
| 0 | 1 | 1 | 5 | 7 | 37 | 86 | 119 | 311 | 542 | 273 | 149 | 117 | 75 | 58 | 52 | 62 | 54 | 56 | 53 | 20 | 9 | 13 | 1 |
| 5 | 6 | 2 | 7 | 17 | 45 | 98 | 158 | 404 | 536 | 292 | 154 | 143 | 79 | 50 | 48 | 50 | 65 | 59 | 43 | 28 | 11 | 6 | 5 |
| 4 | 2 | 3 | 7 | 28 | 59 | 85 | 158 | 476 | 401 | 204 | 145 | 102 | 73 | 52 | 48 | 49 | 68 | 65 | 42 | 18 | 13 | 10 | 5 |
| 2 | 2 | 3 | 11 | 49 | 111 | 132 | 246 | 561 | 408 | 209 | 149 | 99 | 53 | 39 | 54 | 58 | 75 | 70 | 44 | 11 | 11 | 9 | 10 |

AM Peak 0830 - 0930 (2114), AM PHF=0.94 PM Peak 1200 - 1300 (460), PM PHF=0.81

*** Thursday, February 1, 2024=9427, 15 minute drops**

| 0000 | 0100 | 0200 | 0300 | 0400 | 0500 | 0600 | 0700 | 0800 | 0900 | 1000 | 1100 | 1200 | 1300 | 1400 | 1500 | 1600 | 1700 | 1800 | 1900 | 2000 | 2100 | 2200 | 2300 |
|-----------|----------|----------|-----------|-----------|------------|------------|------------|-------------|-------------|-------------|------------|------------|------------|------------|------------|------------|------------|------------|------------|-----------|-----------|-----------|-----------|
| 29 | 9 | 3 | 21 | 92 | 246 | 406 | 588 | 1651 | 2000 | 1041 | 657 | 493 | 332 | 211 | 279 | 277 | 386 | 345 | 175 | 82 | 57 | 36 | 14 |
| 19 | 2 | 1 | 5 | 7 | 31 | 88 | 123 | 295 | 577 | 322 | 178 | 121 | 96 | 42 | 57 | 77 | 85 | 71 | 60 | 16 | 15 | 12 | 3 |
| 1 | 3 | 0 | 3 | 17 | 49 | 104 | 138 | 381 | 550 | 285 | 157 | 138 | 95 | 58 | 64 | 64 | 141 | 60 | 43 | 39 | 11 | 11 | 5 |
| 3 | 3 | 1 | 6 | 27 | 74 | 88 | 126 | 432 | 448 | 208 | 164 | 131 | 66 | 55 | 69 | 53 | 75 | 87 | 47 | 19 | 16 | 7 | 1 |
| 6 | 1 | 1 | 7 | 41 | 92 | 126 | 201 | 543 | 426 | 227 | 159 | 104 | 75 | 57 | 89 | 83 | 86 | 127 | 26 | 8 | 15 | 6 | 5 |

AM Peak 0845 - 0945 (2118), AM PHF=0.92 PM Peak 1200 - 1300 (493), PM PHF=0.90

*** Friday, February 2, 2024=5929, 15 minute drops**

| 0000 | 0100 | 0200 | 0300 | 0400 | 0500 | 0600 | 0700 | 0800 | 0900 | 1000 | 1100 | 1200 | 1300 | 1400 | 1500 | 1600 | 1700 | 1800 | 1900 | 2000 | 2100 | 2200 | 2300 |
|-----------|-----------|----------|-----------|-----------|------------|------------|------------|------------|------------|------------|------------|------------|------------|------------|------------|------------|------------|------------|------------|-----------|-----------|-----------|-----------|
| 11 | 13 | 9 | 25 | 69 | 191 | 333 | 371 | 831 | 805 | 457 | 549 | 542 | 307 | 224 | 210 | 255 | 274 | 165 | 116 | 61 | 60 | 40 | 16 |
| 6 | 5 | 0 | 2 | 4 | 24 | 86 | 75 | 132 | 229 | 131 | 97 | 151 | 107 | 69 | 52 | 69 | 72 | 50 | 25 | 18 | 9 | 13 | 5 |
| 1 | 2 | 5 | 2 | 8 | 30 | 79 | 91 | 198 | 231 | 112 | 147 | 160 | 92 | 57 | 45 | 67 | 73 | 42 | 26 | 13 | 7 | 7 | 5 |
| 3 | 3 | 2 | 8 | 23 | 51 | 82 | 95 | 234 | 198 | 99 | 134 | 116 | 59 | 52 | 50 | 51 | 65 | 39 | 30 | 15 | 25 | 11 | 4 |
| 1 | 3 | 2 | 13 | 34 | 86 | 87 | 110 | 268 | 148 | 115 | 172 | 116 | 51 | 47 | 63 | 69 | 64 | 34 | 35 | 15 | 19 | 9 | 2 |

AM Peak 0830 - 0930 (961), AM PHF=0.90 PM Peak 1200 - 1300 (542), PM PHF=0.85

*** Saturday, February 3, 2024=1942, 15 minute drops**

| 0000 | 0100 | 0200 | 0300 | 0400 | 0500 | 0600 | 0700 | 0800 | 0900 | 1000 | 1100 | 1200 | 1300 | 1400 | 1500 | 1600 | 1700 | 1800 | 1900 | 2000 | 2100 | 2200 | 2300 |
|-----------|----------|----------|----------|----------|-----------|-----------|-----------|-----------|------------|------------|------------|------------|------------|------------|------------|------------|-----------|-----------|-----------|-----------|-----------|-----------|-----------|
| 14 | 9 | 3 | 5 | 9 | 41 | 51 | 68 | 96 | 155 | 214 | 166 | 145 | 171 | 191 | 189 | 137 | 86 | 51 | 51 | 26 | 37 | 18 | 13 |
| 3 | 3 | 2 | 0 | 1 | 5 | 10 | 10 | 21 | 28 | 59 | 46 | 40 | 34 | 37 | 49 | 42 | 25 | 21 | 9 | 7 | 5 | 5 | 4 |
| 4 | 2 | 1 | 0 | 1 | 13 | 13 | 14 | 16 | 28 | 52 | 50 | 36 | 46 | 50 | 49 | 37 | 26 | 14 | 14 | 7 | 3 | 6 | 3 |
| 3 | 4 | 0 | 1 | 6 | 9 | 7 | 22 | 25 | 32 | 46 | 31 | 28 | 35 | 53 | 48 | 26 | 18 | 8 | 12 | 4 | 11 | 4 | 3 |
| 4 | 0 | 0 | 4 | 1 | 14 | 21 | 22 | 34 | 67 | 57 | 40 | 41 | 56 | 51 | 43 | 32 | 17 | 8 | 16 | 8 | 18 | 3 | 3 |

AM Peak 0945 - 1045 (224), AM PHF=0.84 PM Peak 1415 - 1515 (203), PM PHF=0.96

Traffic Data Service -- San Jose, CA Event Counts

EventCount-867 -- English (ENU)

Datasets:

Site: [3] RENGSTORFF AVE BT US-101 NB RAMPS AND GARCIA AVE
Input A: 1 - North bound. - Lane= 0, Added to totals. (/2.000)
Input B: 0 - Unused or unknown. - Lane= 0, Excluded from totals.
Data type: Axle sensors - Separate (Count)

Profile:

Name: Default Profile
Scheme: Count events divided by setup divisor
Units: Non metric (ft, mi, ft/s, mph, lb, ton)

*** Sunday, February 11, 2024=1844, 15 minute drops**

| 0000 | 0100 | 0200 | 0300 | 0400 | 0500 | 0600 | 0700 | 0800 | 0900 | 1000 | 1100 | 1200 | 1300 | 1400 | 1500 | 1600 | 1700 | 1800 | 1900 | 2000 | 2100 | 2200 | 2300 | |
|------|------|------|------|------|------|------|------|------|------|------|------|------|------|------|------|------|------|------|------|------|------|------|------|---|
| 8 | 8 | 3 | 7 | 13 | 26 | 23 | 73 | 133 | 134 | 194 | 135 | 171 | 172 | 172 | 138 | 126 | 96 | 41 | 49 | 40 | 47 | 26 | 12 | |
| 2 | 4 | 1 | 0 | 3 | 2 | 3 | 11 | 34 | 26 | 49 | 43 | 31 | 30 | 41 | 38 | 39 | 27 | 10 | 15 | 6 | 4 | 8 | 5 | 3 |
| 3 | 0 | 0 | 1 | 2 | 1 | 6 | 17 | 34 | 35 | 57 | 28 | 41 | 42 | 39 | 30 | 37 | 25 | 14 | 11 | 13 | 10 | 4 | 3 | 3 |
| 2 | 1 | 1 | 1 | 2 | 5 | 6 | 21 | 25 | 28 | 40 | 31 | 46 | 52 | 54 | 39 | 19 | 16 | 8 | 7 | 14 | 15 | 8 | 3 | 3 |
| 1 | 3 | 1 | 5 | 6 | 18 | 8 | 24 | 40 | 45 | 48 | 34 | 53 | 48 | 38 | 31 | 31 | 28 | 10 | 16 | 7 | 18 | 6 | 1 | 3 |

AM Peak 1000 - 1100 (194), AM PHF=0.85 PM Peak 1315 - 1415 (183), PM PHF=0.88

*** Monday, February 12, 2024=6411, 15 minute drops**

| 0000 | 0100 | 0200 | 0300 | 0400 | 0500 | 0600 | 0700 | 0800 | 0900 | 1000 | 1100 | 1200 | 1300 | 1400 | 1500 | 1600 | 1700 | 1800 | 1900 | 2000 | 2100 | 2200 | 2300 | |
|------|------|------|------|------|------|------|------|------|------|------|------|------|------|------|------|------|------|------|------|------|------|------|------|---|
| 12 | 3 | 8 | 22 | 81 | 222 | 304 | 440 | 1012 | 861 | 541 | 469 | 377 | 285 | 192 | 278 | 274 | 329 | 337 | 190 | 86 | 45 | 37 | 9 | |
| 3 | 0 | 1 | 0 | 5 | 39 | 68 | 82 | 180 | 249 | 150 | 103 | 92 | 77 | 44 | 45 | 57 | 65 | 75 | 81 | 17 | 16 | 10 | 1 | 3 |
| 3 | 1 | 1 | 2 | 16 | 41 | 74 | 109 | 268 | 232 | 138 | 118 | 108 | 86 | 51 | 68 | 65 | 114 | 59 | 46 | 24 | 9 | 11 | 2 | 6 |
| 3 | 1 | 3 | 10 | 22 | 52 | 70 | 91 | 275 | 192 | 135 | 132 | 86 | 68 | 34 | 67 | 56 | 77 | 87 | 31 | 20 | 9 | 9 | 1 | 3 |
| 3 | 1 | 3 | 10 | 38 | 90 | 93 | 159 | 290 | 188 | 119 | 117 | 92 | 55 | 63 | 99 | 97 | 74 | 117 | 32 | 26 | 11 | 7 | 5 | 3 |

AM Peak 0815 - 0915 (1081), AM PHF=0.93 PM Peak 1200 - 1300 (377), PM PHF=0.88

*** Tuesday, February 13, 2024=9858, 15 minute drops**

| 0000 | 0100 | 0200 | 0300 | 0400 | 0500 | 0600 | 0700 | 0800 | 0900 | 1000 | 1100 | 1200 | 1300 | 1400 | 1500 | 1600 | 1700 | 1800 | 1900 | 2000 | 2100 | 2200 | 2300 | |
|------|------|------|------|------|------|------|------|------|------|------|------|------|------|------|------|------|------|------|------|------|------|------|------|---|
| 15 | 10 | 7 | 27 | 102 | 236 | 388 | 691 | 1772 | 2116 | 1086 | 702 | 483 | 331 | 196 | 282 | 287 | 358 | 331 | 246 | 82 | 61 | 35 | 18 | |
| 3 | 5 | 0 | 1 | 12 | 34 | 81 | 120 | 283 | 567 | 363 | 196 | 117 | 95 | 35 | 59 | 82 | 84 | 77 | 81 | 20 | 17 | 6 | 6 | 4 |
| 6 | 1 | 1 | 2 | 15 | 33 | 97 | 143 | 395 | 556 | 285 | 196 | 124 | 93 | 42 | 51 | 55 | 97 | 93 | 85 | 24 | 13 | 10 | 2 | 1 |
| 3 | 2 | 1 | 11 | 32 | 53 | 83 | 183 | 505 | 522 | 222 | 171 | 134 | 75 | 46 | 61 | 70 | 78 | 80 | 51 | 13 | 17 | 14 | 4 | 5 |
| 3 | 2 | 5 | 13 | 43 | 116 | 127 | 245 | 590 | 472 | 216 | 140 | 109 | 68 | 73 | 112 | 81 | 100 | 81 | 29 | 26 | 14 | 5 | 6 | 2 |

AM Peak 0845 - 0945 (2234), AM PHF=0.95 PM Peak 1200 - 1300 (483), PM PHF=0.90

*** Wednesday, February 14, 2024=9380, 15 minute drops**

| 0000 | 0100 | 0200 | 0300 | 0400 | 0500 | 0600 | 0700 | 0800 | 0900 | 1000 | 1100 | 1200 | 1300 | 1400 | 1500 | 1600 | 1700 | 1800 | 1900 | 2000 | 2100 | 2200 | 2300 | |
|------|------|------|------|------|------|------|------|------|------|------|------|------|------|------|------|------|------|------|------|------|------|------|------|---|
| 12 | 5 | 8 | 24 | 105 | 255 | 395 | 682 | 1782 | 1961 | 1000 | 664 | 482 | 320 | 240 | 218 | 299 | 276 | 319 | 181 | 74 | 41 | 29 | 13 | |
| 4 | 1 | 0 | 2 | 12 | 45 | 85 | 119 | 334 | 594 | 324 | 182 | 131 | 87 | 54 | 58 | 80 | 62 | 77 | 62 | 29 | 8 | 5 | 3 | 4 |
| 1 | 1 | 0 | 3 | 20 | 51 | 102 | 168 | 361 | 582 | 265 | 176 | 125 | 90 | 69 | 41 | 53 | 67 | 70 | 45 | 22 | 1 | 9 | 3 | 2 |
| 5 | 1 | 3 | 7 | 29 | 50 | 97 | 170 | 511 | 403 | 227 | 151 | 105 | 66 | 62 | 54 | 78 | 87 | 90 | 37 | 11 | 15 | 8 | 4 | 2 |
| 2 | 2 | 5 | 12 | 44 | 109 | 112 | 225 | 577 | 383 | 185 | 156 | 121 | 78 | 55 | 66 | 89 | 61 | 83 | 37 | 13 | 17 | 7 | 3 | 4 |

AM Peak 0830 - 0930 (2263), AM PHF=0.95 PM Peak 1200 - 1300 (482), PM PHF=0.92

*** Thursday, February 15, 2024=9303, 15 minute drops**

| 0000 | 0100 | 0200 | 0300 | 0400 | 0500 | 0600 | 0700 | 0800 | 0900 | 1000 | 1100 | 1200 | 1300 | 1400 | 1500 | 1600 | 1700 | 1800 | 1900 | 2000 | 2100 | 2200 | 2300 | |
|------|------|------|------|------|------|------|------|------|------|------|------|------|------|------|------|------|------|------|------|------|------|------|------|---|
| 12 | 7 | 5 | 23 | 92 | 246 | 389 | 627 | 1756 | 1808 | 1021 | 617 | 412 | 324 | 211 | 296 | 318 | 374 | 367 | 190 | 92 | 64 | 37 | 20 | |
| 4 | 0 | 0 | 2 | 11 | 37 | 76 | 114 | 281 | 514 | 294 | 151 | 112 | 95 | 49 | 57 | 93 | 76 | 82 | 67 | 29 | 8 | 7 | 7 | 5 |
| 2 | 4 | 1 | 2 | 18 | 46 | 90 | 147 | 379 | 517 | 289 | 173 | 98 | 94 | 60 | 74 | 75 | 120 | 77 | 52 | 28 | 10 | 13 | 3 | 6 |
| 2 | 3 | 2 | 8 | 29 | 46 | 88 | 163 | 470 | 371 | 208 | 143 | 107 | 72 | 48 | 69 | 62 | 81 | 75 | 38 | 19 | 20 | 13 | 6 | 1 |
| 4 | 0 | 2 | 11 | 34 | 117 | 136 | 204 | 627 | 408 | 231 | 151 | 96 | 63 | 55 | 97 | 88 | 98 | 134 | 34 | 16 | 26 | 4 | 4 | 1 |

AM Peak 0830 - 0930 (2127), AM PHF=0.85 PM Peak 1200 - 1300 (412), PM PHF=0.92

*** Friday, February 16, 2024=5888, 15 minute drops**

| 0000 | 0100 | 0200 | 0300 | 0400 | 0500 | 0600 | 0700 | 0800 | 0900 | 1000 | 1100 | 1200 | 1300 | 1400 | 1500 | 1600 | 1700 | 1800 | 1900 | 2000 | 2100 | 2200 | 2300 | |
|------|------|------|------|------|------|------|------|------|------|------|------|------|------|------|------|------|------|------|------|------|------|------|------|---|
| 13 | 6 | 6 | 29 | 82 | 205 | 306 | 386 | 851 | 682 | 438 | 605 | 516 | 325 | 233 | 266 | 249 | 243 | 187 | 106 | 68 | 47 | 22 | 22 | |
| 5 | 3 | 1 | 7 | 6 | 28 | 84 | 70 | 183 | 203 | 106 | 121 | 128 | 101 | 65 | 64 | 55 | 62 | 63 | 24 | 21 | 11 | 4 | 4 | 3 |
| 6 | 1 | 1 | 0 | 6 | 35 | 75 | 91 | 193 | 208 | 120 | 145 | 128 | 106 | 67 | 50 | 66 | 58 | 49 | 23 | 24 | 6 | 2 | 8 | 3 |
| 1 | 2 | 1 | 9 | 29 | 45 | 61 | 79 | 230 | 129 | 101 | 157 | 133 | 61 | 52 | 74 | 55 | 59 | 45 | 32 | 12 | 15 | 6 | 4 | 7 |
| 1 | 0 | 3 | 13 | 42 | 97 | 87 | 147 | 246 | 142 | 111 | 183 | 127 | 57 | 50 | 79 | 74 | 65 | 30 | 27 | 11 | 15 | 10 | 6 | 1 |

AM Peak 0830 - 0930 (887), AM PHF=0.90 PM Peak 1200 - 1300 (516), PM PHF=0.97

*** Saturday, February 17, 2024=1513, 15 minute drops**

| 0000 | 0100 | 0200 | 0300 | 0400 | 0500 | 0600 | 0700 | 0800 | 0900 | 1000 | 1100 | 1200 | 1300 | 1400 | 1500 | 1600 | 1700 | 1800 | 1900 | 2000 | 2100 | 2200 | 2300 | |
|------|------|------|------|------|------|------|------|------|------|------|------|------|------|------|------|------|------|------|------|------|------|------|------|---|
| 14 | 11 | 6 | 3 | 16 | 34 | 44 | 46 | 72 | 126 | 120 | 128 | 114 | 121 | 150 | 116 | 104 | 88 | 45 | 48 | 30 | 41 | 23 | 16 | |
| 3 | 6 | 2 | 1 | 3 | 4 | 10 | 14 | 10 | 18 | 32 | 40 | 34 | 31 | 25 | 22 | 32 | 25 | 11 | 19 | 6 | 9 | 5 | 3 | 1 |
| 3 | 2 | 1 | 1 | 3 | 7 | 9 | 11 | 7 | 37 | 35 | 28 | 24 | 26 | 36 | 39 | 26 | 26 | 13 | 14 | 10 | 8 | 7 | 7 | 2 |
| 7 | 0 | 0 | 1 | 5 | 11 | 12 | 8 | 22 | 37 | 27 | 34 | 32 | 37 | 46 | 32 | 19 | 23 | 17 | 7 | 9 | 13 | 6 | 5 | 3 |
| 1 | 3 | 3 | 0 | 5 | 12 | 13 | 13 | 33 | 34 | 26 | 27 | 24 | 27 | 43 | 23 | 27 | 14 | 4 | 8 | 5 | 11 | 5 | 1 | 1 |

AM Peak 0915 - 1015 (140), AM PHF=0.94 PM Peak 1400 - 1500 (150), PM PHF=0.82

Traffic Data Service -- San Jose, CA Event Counts

EventCount-844 -- English (ENU)

Datasets:

Site: [3] RENGSTORFF AVE BT US-101 NB RAMPS AND GARCIA AVE
Input A: 3 - South bound. - Lane= 0, Added to totals. (/2.000)
Input B: 0 - Unused or unknown. - Lane= 0, Excluded from totals.
Data type: Axle sensors - Separate (Count)

Profile:

Name: Default Profile
Scheme: Count events divided by setup divisor
Units: Non metric (ft, mi, ft/s, mph, lb, ton)

*** Sunday, January 21, 2024=1980, 15 minute drops**

| 0000 | 0100 | 0200 | 0300 | 0400 | 0500 | 0600 | 0700 | 0800 | 0900 | 1000 | 1100 | 1200 | 1300 | 1400 | 1500 | 1600 | 1700 | 1800 | 1900 | 2000 | 2100 | 2200 | 2300 |
|------|------|------|------|------|------|------|------|------|------|------|------|------|------|------|------|------|------|------|------|------|------|------|------|
| 7 | 6 | 5 | 4 | 20 | 6 | 18 | 12 | 32 | 76 | 146 | 185 | 222 | 209 | 185 | 186 | 172 | 214 | 100 | 63 | 23 | 45 | 32 | 15 |
| 1 | 2 | 0 | 1 | 0 | 0 | 1 | 1 | 2 | 18 | 33 | 39 | 63 | 75 | 48 | 49 | 44 | 60 | 43 | 24 | 4 | 15 | 8 | 4 |
| 2 | 4 | 2 | 1 | 13 | 2 | 3 | 2 | 10 | 12 | 28 | 42 | 50 | 44 | 50 | 47 | 45 | 56 | 23 | 21 | 3 | 5 | 7 | 4 |
| 2 | 0 | 2 | 0 | 1 | 1 | 10 | 6 | 8 | 20 | 44 | 50 | 51 | 51 | 51 | 45 | 44 | 47 | 20 | 9 | 6 | 12 | 14 | 2 |
| 2 | 0 | 1 | 2 | 6 | 3 | 4 | 3 | 12 | 26 | 41 | 54 | 58 | 40 | 37 | 47 | 39 | 52 | 14 | 9 | 10 | 13 | 3 | 5 |

AM Peak 1145 - 1245 (218), AM PHF=0.87 PM Peak 1215 - 1315 (234), PM PHF=0.78

*** Monday, January 22, 2024=6129, 15 minute drops**

| 0000 | 0100 | 0200 | 0300 | 0400 | 0500 | 0600 | 0700 | 0800 | 0900 | 1000 | 1100 | 1200 | 1300 | 1400 | 1500 | 1600 | 1700 | 1800 | 1900 | 2000 | 2100 | 2200 | 2300 |
|------|------|------|------|------|------|------|------|------|------|------|------|------|------|------|------|------|------|------|------|------|------|------|------|
| 9 | 6 | 20 | 11 | 13 | 41 | 75 | 94 | 146 | 185 | 172 | 201 | 282 | 400 | 471 | 635 | 846 | 951 | 601 | 467 | 264 | 151 | 67 | 28 |
| 3 | 2 | 1 | 3 | 0 | 8 | 12 | 16 | 31 | 49 | 51 | 46 | 60 | 92 | 104 | 189 | 231 | 268 | 183 | 160 | 98 | 58 | 23 | 7 |
| 3 | 2 | 2 | 1 | 2 | 9 | 16 | 20 | 30 | 49 | 47 | 36 | 69 | 87 | 85 | 130 | 191 | 235 | 140 | 136 | 51 | 24 | 14 | 11 |
| 1 | 0 | 13 | 6 | 5 | 9 | 25 | 26 | 44 | 40 | 35 | 55 | 76 | 134 | 176 | 171 | 211 | 261 | 130 | 89 | 72 | 48 | 24 | 6 |
| 2 | 2 | 4 | 1 | 6 | 15 | 22 | 33 | 42 | 48 | 40 | 64 | 78 | 88 | 107 | 146 | 213 | 188 | 148 | 83 | 44 | 21 | 6 | 4 |

AM Peak 1145 - 1245 (268), AM PHF=0.88 PM Peak 1645 - 1745 (976), PM PHF=0.91

*** Tuesday, January 23, 2024=9576, 15 minute drops**

| 0000 | 0100 | 0200 | 0300 | 0400 | 0500 | 0600 | 0700 | 0800 | 0900 | 1000 | 1100 | 1200 | 1300 | 1400 | 1500 | 1600 | 1700 | 1800 | 1900 | 2000 | 2100 | 2200 | 2300 |
|------|------|------|------|------|------|------|------|------|------|------|------|------|------|------|------|------|------|------|------|------|------|------|------|
| 16 | 11 | 36 | 8 | 29 | 45 | 85 | 135 | 196 | 277 | 257 | 267 | 352 | 515 | 698 | 1079 | 1508 | 1633 | 1046 | 732 | 331 | 189 | 100 | 35 |
| 5 | 2 | 0 | 2 | 3 | 10 | 22 | 23 | 32 | 66 | 65 | 70 | 64 | 127 | 160 | 273 | 345 | 418 | 336 | 238 | 122 | 57 | 40 | 9 |
| 3 | 3 | 8 | 2 | 1 | 13 | 10 | 30 | 53 | 65 | 70 | 56 | 94 | 106 | 136 | 213 | 370 | 409 | 229 | 195 | 67 | 61 | 20 | 7 |
| 3 | 1 | 25 | 2 | 16 | 13 | 22 | 41 | 58 | 60 | 58 | 69 | 102 | 171 | 233 | 293 | 395 | 407 | 242 | 182 | 85 | 44 | 27 | 16 |
| 5 | 5 | 3 | 2 | 9 | 10 | 32 | 42 | 54 | 87 | 65 | 73 | 92 | 112 | 170 | 300 | 399 | 399 | 240 | 118 | 57 | 27 | 13 | 3 |

AM Peak 1145 - 1245 (332), AM PHF=0.81 PM Peak 1645 - 1745 (1633), PM PHF=0.98

*** Wednesday, January 24, 2024=9453, 15 minute drops**

| 0000 | 0100 | 0200 | 0300 | 0400 | 0500 | 0600 | 0700 | 0800 | 0900 | 1000 | 1100 | 1200 | 1300 | 1400 | 1500 | 1600 | 1700 | 1800 | 1900 | 2000 | 2100 | 2200 | 2300 |
|------|------|------|------|------|------|------|------|------|------|------|------|------|------|------|------|------|------|------|------|------|------|------|------|
| 24 | 9 | 40 | 10 | 26 | 40 | 89 | 146 | 269 | 274 | 244 | 243 | 326 | 535 | 689 | 1057 | 1430 | 1619 | 981 | 735 | 342 | 198 | 99 | 34 |
| 11 | 2 | 3 | 4 | 1 | 10 | 16 | 23 | 47 | 57 | 68 | 61 | 72 | 124 | 157 | 258 | 336 | 431 | 295 | 265 | 105 | 57 | 37 | 12 |
| 3 | 2 | 7 | 2 | 0 | 8 | 18 | 37 | 47 | 66 | 63 | 48 | 79 | 134 | 127 | 211 | 339 | 432 | 249 | 170 | 78 | 49 | 17 | 16 |
| 5 | 1 | 24 | 1 | 18 | 8 | 28 | 49 | 94 | 67 | 53 | 68 | 88 | 164 | 252 | 296 | 373 | 400 | 210 | 166 | 89 | 49 | 33 | 2 |
| 5 | 4 | 6 | 3 | 7 | 14 | 27 | 38 | 82 | 84 | 60 | 66 | 87 | 113 | 154 | 293 | 383 | 357 | 228 | 135 | 71 | 43 | 12 | 4 |

AM Peak 1145 - 1245 (305), AM PHF=0.87 PM Peak 1645 - 1745 (1645), PM PHF=0.95

*** Thursday, January 25, 2024=9723, 15 minute drops**

| 0000 | 0100 | 0200 | 0300 | 0400 | 0500 | 0600 | 0700 | 0800 | 0900 | 1000 | 1100 | 1200 | 1300 | 1400 | 1500 | 1600 | 1700 | 1800 | 1900 | 2000 | 2100 | 2200 | 2300 |
|------|------|------|------|------|------|------|------|------|------|------|------|------|------|------|------|------|------|------|------|------|------|------|------|
| 28 | 14 | 40 | 7 | 30 | 47 | 82 | 136 | 200 | 305 | 264 | 267 | 433 | 527 | 794 | 1127 | 1429 | 1558 | 977 | 831 | 312 | 202 | 94 | 25 |
| 5 | 3 | 3 | 2 | 1 | 7 | 10 | 23 | 34 | 67 | 82 | 60 | 110 | 123 | 165 | 290 | 361 | 406 | 296 | 292 | 103 | 75 | 34 | 5 |
| 6 | 4 | 9 | 2 | 3 | 16 | 20 | 32 | 58 | 64 | 66 | 49 | 120 | 109 | 168 | 238 | 336 | 417 | 229 | 218 | 80 | 61 | 27 | 9 |
| 9 | 3 | 23 | 3 | 20 | 7 | 26 | 39 | 48 | 87 | 55 | 79 | 99 | 171 | 234 | 286 | 375 | 386 | 231 | 160 | 85 | 49 | 23 | 6 |
| 8 | 4 | 5 | 0 | 6 | 18 | 26 | 42 | 61 | 87 | 61 | 80 | 105 | 125 | 227 | 314 | 358 | 350 | 222 | 161 | 45 | 18 | 10 | 5 |

AM Peak 1145 - 1245 (408), AM PHF=0.85 PM Peak 1645 - 1745 (1566), PM PHF=0.94

*** Friday, January 26, 2024=6514, 15 minute drops**

| 0000 | 0100 | 0200 | 0300 | 0400 | 0500 | 0600 | 0700 | 0800 | 0900 | 1000 | 1100 | 1200 | 1300 | 1400 | 1500 | 1600 | 1700 | 1800 | 1900 | 2000 | 2100 | 2200 | 2300 |
|------|------|------|------|------|------|------|------|------|------|------|------|------|------|------|------|------|------|------|------|------|------|------|------|
| 25 | 12 | 33 | 9 | 30 | 42 | 79 | 96 | 161 | 248 | 200 | 319 | 472 | 724 | 739 | 793 | 775 | 723 | 376 | 248 | 183 | 102 | 102 | 27 |
| 6 | 4 | 4 | 4 | 5 | 13 | 14 | 22 | 26 | 58 | 53 | 51 | 116 | 183 | 175 | 202 | 203 | 184 | 129 | 72 | 81 | 28 | 40 | 9 |
| 9 | 5 | 5 | 2 | 0 | 8 | 13 | 21 | 54 | 53 | 49 | 78 | 107 | 173 | 158 | 194 | 212 | 198 | 93 | 60 | 36 | 33 | 23 | 10 |
| 7 | 3 | 23 | 2 | 18 | 5 | 31 | 21 | 35 | 64 | 51 | 93 | 124 | 192 | 234 | 231 | 182 | 208 | 80 | 68 | 32 | 21 | 27 | 5 |
| 3 | 0 | 1 | 1 | 7 | 17 | 22 | 33 | 47 | 73 | 48 | 98 | 127 | 177 | 172 | 166 | 178 | 133 | 75 | 50 | 34 | 20 | 13 | 3 |

AM Peak 1145 - 1245 (444), AM PHF=0.90 PM Peak 1530 - 1630 (812), PM PHF=0.88

*** Saturday, January 27, 2024=2247, 15 minute drops**

| 0000 | 0100 | 0200 | 0300 | 0400 | 0500 | 0600 | 0700 | 0800 | 0900 | 1000 | 1100 | 1200 | 1300 | 1400 | 1500 | 1600 | 1700 | 1800 | 1900 | 2000 | 2100 | 2200 | 2300 |
|------|------|------|------|------|------|------|------|------|------|------|------|------|------|------|------|------|------|------|------|------|------|------|------|
| 27 | 26 | 17 | 4 | 6 | 15 | 26 | 23 | 43 | 98 | 163 | 181 | 221 | 205 | 233 | 207 | 232 | 230 | 111 | 45 | 34 | 50 | 37 | 18 |
| 10 | 2 | 1 | 0 | 1 | 2 | 4 | 1 | 8 | 19 | 59 | 58 | 57 | 48 | 46 | 52 | 66 | 62 | 41 | 11 | 6 | 9 | 9 | 5 |
| 8 | 6 | 4 | 1 | 2 | 6 | 5 | 7 | 14 | 23 | 32 | 28 | 42 | 53 | 57 | 52 | 69 | 46 | 35 | 9 | 6 | 9 | 5 | 2 |
| 5 | 14 | 12 | 1 | 2 | 4 | 16 | 4 | 5 | 25 | 40 | 53 | 59 | 59 | 69 | 56 | 43 | 64 | 16 | 12 | 11 | 20 | 16 | 7 |
| 4 | 4 | 0 | 2 | 1 | 3 | 1 | 11 | 16 | 31 | 33 | 43 | 63 | 45 | 62 | 48 | 54 | 59 | 19 | 13 | 11 | 12 | 7 | 4 |

AM Peak 1145 - 1245 (200), AM PHF=0.85 PM Peak 1415 - 1515 (239), PM PHF=0.87

* Sunday, January 28, 2024=2205, 15 minute drops

| 0000 | 0100 | 0200 | 0300 | 0400 | 0500 | 0600 | 0700 | 0800 | 0900 | 1000 | 1100 | 1200 | 1300 | 1400 | 1500 | 1600 | 1700 | 1800 | 1900 | 2000 | 2100 | 2200 | 2300 |
|-----------|-----------|----------|----------|----------|----------|-----------|-----------|-----------|-----------|------------|------------|------------|------------|------------|------------|------------|------------|------------|-----------|-----------|-----------|-----------|-----------|
| 11 | 11 | 3 | 2 | 5 | 8 | 16 | 11 | 43 | 73 | 179 | 197 | 201 | 215 | 203 | 208 | 195 | 278 | 111 | 82 | 45 | 47 | 47 | 18 |
| 3 | 5 | 1 | 0 | 2 | 0 | 2 | 2 | 7 | 15 | 42 | 43 | 45 | 69 | 39 | 49 | 45 | 69 | 40 | 39 | 18 | 11 | 12 | 4 |
| 1 | 3 | 1 | 0 | 0 | 2 | 4 | 1 | 12 | 12 | 34 | 54 | 46 | 47 | 50 | 57 | 45 | 65 | 30 | 26 | 9 | 11 | 9 | 4 |
| 3 | 3 | 0 | 1 | 1 | 2 | 9 | 2 | 7 | 17 | 53 | 51 | 55 | 49 | 69 | 58 | 60 | 58 | 21 | 10 | 9 | 13 | 12 | 2 |
| 4 | 0 | 1 | 1 | 2 | 4 | 1 | 6 | 17 | 30 | 51 | 49 | 56 | 51 | 45 | 44 | 46 | 86 | 20 | 7 | 9 | 12 | 14 | 8 |

AM Peak 1030 - 1130 (200), AM PHF=0.92 PM Peak 1700 - 1800 (278), PM PHF=0.81

* Monday, January 29, 2024=7017, 15 minute drops

| 0000 | 0100 | 0200 | 0300 | 0400 | 0500 | 0600 | 0700 | 0800 | 0900 | 1000 | 1100 | 1200 | 1300 | 1400 | 1500 | 1600 | 1700 | 1800 | 1900 | 2000 | 2100 | 2200 | 2300 |
|-----------|----------|-----------|----------|-----------|-----------|-----------|------------|------------|------------|------------|------------|------------|------------|------------|------------|------------|-------------|------------|------------|------------|------------|-----------|-----------|
| 14 | 5 | 29 | 7 | 13 | 39 | 68 | 121 | 182 | 253 | 206 | 185 | 391 | 478 | 575 | 742 | 944 | 1092 | 589 | 568 | 221 | 190 | 78 | 32 |
| 2 | 1 | 3 | 2 | 1 | 6 | 12 | 25 | 36 | 56 | 49 | 29 | 81 | 122 | 129 | 207 | 247 | 263 | 189 | 173 | 62 | 82 | 27 | 9 |
| 4 | 1 | 1 | 3 | 2 | 8 | 11 | 23 | 54 | 64 | 52 | 28 | 92 | 120 | 101 | 153 | 229 | 277 | 123 | 174 | 47 | 28 | 26 | 10 |
| 6 | 3 | 12 | 2 | 3 | 14 | 31 | 38 | 44 | 71 | 52 | 58 | 106 | 139 | 202 | 190 | 226 | 305 | 121 | 126 | 71 | 52 | 19 | 5 |
| 2 | 0 | 13 | 0 | 7 | 12 | 15 | 35 | 50 | 63 | 54 | 70 | 112 | 98 | 143 | 194 | 242 | 248 | 156 | 96 | 41 | 29 | 6 | 8 |

AM Peak 1145 - 1245 (348), AM PHF=0.82 PM Peak 1700 - 1800 (1092), PM PHF=0.90

* Tuesday, January 30, 2024=9951, 15 minute drops

| 0000 | 0100 | 0200 | 0300 | 0400 | 0500 | 0600 | 0700 | 0800 | 0900 | 1000 | 1100 | 1200 | 1300 | 1400 | 1500 | 1600 | 1700 | 1800 | 1900 | 2000 | 2100 | 2200 | 2300 |
|-----------|-----------|-----------|-----------|-----------|-----------|-----------|------------|------------|------------|------------|------------|------------|------------|------------|-------------|-------------|-------------|-------------|------------|------------|------------|------------|-----------|
| 18 | 10 | 38 | 17 | 36 | 54 | 77 | 169 | 210 | 279 | 276 | 247 | 398 | 538 | 760 | 1132 | 1513 | 1576 | 1042 | 845 | 317 | 264 | 110 | 30 |
| 2 | 1 | 4 | 2 | 3 | 14 | 12 | 24 | 44 | 60 | 74 | 61 | 90 | 106 | 169 | 270 | 360 | 396 | 312 | 243 | 117 | 89 | 51 | 7 |
| 3 | 2 | 6 | 3 | 0 | 15 | 18 | 38 | 60 | 63 | 67 | 47 | 93 | 136 | 165 | 238 | 380 | 420 | 241 | 248 | 73 | 51 | 15 | 10 |
| 5 | 1 | 26 | 9 | 19 | 10 | 30 | 41 | 55 | 74 | 72 | 61 | 110 | 175 | 232 | 327 | 389 | 379 | 237 | 206 | 70 | 82 | 30 | 6 |
| 8 | 6 | 2 | 3 | 14 | 16 | 18 | 66 | 52 | 83 | 63 | 79 | 105 | 122 | 194 | 298 | 385 | 382 | 254 | 149 | 57 | 43 | 14 | 7 |

AM Peak 1145 - 1245 (372), AM PHF=0.85 PM Peak 1630 - 1730 (1589), PM PHF=0.95

* Wednesday, January 31, 2024=9039, 15 minute drops

| 0000 | 0100 | 0200 | 0300 | 0400 | 0500 | 0600 | 0700 | 0800 | 0900 | 1000 | 1100 | 1200 | 1300 | 1400 | 1500 | 1600 | 1700 | 1800 | 1900 | 2000 | 2100 | 2200 | 2300 |
|-----------|-----------|-----------|-----------|-----------|-----------|-----------|------------|------------|------------|------------|------------|------------|------------|------------|-------------|-------------|-------------|------------|------------|------------|------------|-----------|-----------|
| 31 | 25 | 37 | 13 | 28 | 53 | 95 | 136 | 234 | 295 | 250 | 266 | 394 | 570 | 779 | 1017 | 1369 | 1403 | 914 | 624 | 253 | 143 | 90 | 27 |
| 10 | 7 | 3 | 1 | 3 | 18 | 14 | 19 | 53 | 55 | 65 | 59 | 104 | 142 | 172 | 269 | 330 | 390 | 297 | 212 | 95 | 48 | 34 | 7 |
| 13 | 9 | 10 | 6 | 1 | 11 | 30 | 35 | 59 | 82 | 56 | 58 | 88 | 131 | 168 | 219 | 325 | 378 | 203 | 177 | 70 | 28 | 21 | 6 |
| 2 | 7 | 20 | 3 | 18 | 8 | 28 | 31 | 56 | 64 | 79 | 61 | 110 | 176 | 256 | 274 | 358 | 355 | 189 | 136 | 59 | 38 | 23 | 9 |
| 6 | 2 | 4 | 3 | 7 | 16 | 24 | 52 | 66 | 94 | 51 | 89 | 93 | 122 | 184 | 256 | 357 | 280 | 225 | 101 | 29 | 30 | 12 | 5 |

AM Peak 1145 - 1245 (390), AM PHF=0.90 PM Peak 1630 - 1730 (1482), PM PHF=0.95

* Thursday, February 1, 2024=9408, 15 minute drops

| 0000 | 0100 | 0200 | 0300 | 0400 | 0500 | 0600 | 0700 | 0800 | 0900 | 1000 | 1100 | 1200 | 1300 | 1400 | 1500 | 1600 | 1700 | 1800 | 1900 | 2000 | 2100 | 2200 | 2300 |
|-----------|-----------|-----------|-----------|-----------|-----------|-----------|------------|------------|------------|------------|------------|------------|------------|------------|-------------|-------------|-------------|------------|------------|------------|------------|------------|-----------|
| 19 | 10 | 35 | 10 | 31 | 77 | 83 | 137 | 213 | 285 | 268 | 253 | 373 | 496 | 717 | 1064 | 1397 | 1601 | 995 | 706 | 334 | 175 | 103 | 29 |
| 5 | 5 | 6 | 1 | 0 | 15 | 15 | 24 | 50 | 66 | 65 | 68 | 89 | 123 | 156 | 264 | 292 | 383 | 313 | 261 | 95 | 54 | 37 | 7 |
| 9 | 2 | 5 | 5 | 1 | 31 | 18 | 28 | 62 | 67 | 78 | 38 | 90 | 98 | 166 | 234 | 352 | 432 | 228 | 190 | 85 | 45 | 22 | 12 |
| 3 | 2 | 21 | 3 | 16 | 11 | 30 | 39 | 42 | 77 | 71 | 63 | 106 | 169 | 220 | 307 | 357 | 414 | 209 | 126 | 109 | 49 | 30 | 4 |
| 2 | 1 | 3 | 1 | 14 | 20 | 21 | 47 | 60 | 76 | 54 | 85 | 89 | 107 | 176 | 259 | 396 | 373 | 246 | 130 | 46 | 28 | 14 | 6 |

AM Peak 1145 - 1245 (370), AM PHF=0.88 PM Peak 1645 - 1745 (1624), PM PHF=0.94

* Friday, February 2, 2024=6048, 15 minute drops

| 0000 | 0100 | 0200 | 0300 | 0400 | 0500 | 0600 | 0700 | 0800 | 0900 | 1000 | 1100 | 1200 | 1300 | 1400 | 1500 | 1600 | 1700 | 1800 | 1900 | 2000 | 2100 | 2200 | 2300 |
|-----------|-----------|-----------|-----------|-----------|-----------|-----------|-----------|------------|------------|------------|------------|------------|------------|------------|------------|------------|------------|------------|------------|------------|------------|-----------|-----------|
| 28 | 17 | 40 | 14 | 30 | 35 | 74 | 94 | 168 | 209 | 174 | 276 | 481 | 643 | 624 | 656 | 730 | 752 | 412 | 216 | 151 | 118 | 89 | 21 |
| 5 | 6 | 6 | 4 | 0 | 10 | 10 | 24 | 37 | 55 | 46 | 52 | 106 | 164 | 167 | 194 | 193 | 193 | 125 | 71 | 54 | 42 | 35 | 5 |
| 15 | 0 | 10 | 3 | 3 | 5 | 15 | 22 | 42 | 48 | 47 | 54 | 112 | 164 | 127 | 148 | 173 | 219 | 120 | 39 | 36 | 29 | 24 | 6 |
| 5 | 8 | 20 | 4 | 17 | 6 | 30 | 28 | 35 | 61 | 34 | 81 | 132 | 178 | 202 | 162 | 170 | 192 | 100 | 43 | 38 | 21 | 22 | 7 |
| 3 | 3 | 4 | 3 | 10 | 14 | 20 | 21 | 55 | 46 | 47 | 89 | 131 | 138 | 129 | 152 | 194 | 148 | 68 | 63 | 23 | 26 | 8 | 3 |

AM Peak 1145 - 1245 (439), AM PHF=0.83 PM Peak 1645 - 1745 (798), PM PHF=0.91

* Saturday, February 3, 2024=1960, 15 minute drops

| 0000 | 0100 | 0200 | 0300 | 0400 | 0500 | 0600 | 0700 | 0800 | 0900 | 1000 | 1100 | 1200 | 1300 | 1400 | 1500 | 1600 | 1700 | 1800 | 1900 | 2000 | 2100 | 2200 | 2300 |
|-----------|-----------|-----------|----------|----------|-----------|-----------|-----------|-----------|-----------|------------|------------|------------|------------|------------|------------|------------|------------|-----------|-----------|-----------|-----------|-----------|-----------|
| 17 | 19 | 22 | 4 | 9 | 12 | 29 | 14 | 32 | 97 | 122 | 172 | 209 | 202 | 196 | 195 | 173 | 191 | 79 | 51 | 39 | 36 | 30 | 12 |
| 5 | 3 | 6 | 0 | 2 | 0 | 2 | 5 | 6 | 20 | 33 | 45 | 60 | 56 | 41 | 54 | 37 | 43 | 30 | 23 | 16 | 9 | 4 | 3 |
| 3 | 3 | 2 | 0 | 0 | 1 | 3 | 2 | 9 | 25 | 29 | 44 | 50 | 53 | 50 | 50 | 48 | 67 | 24 | 11 | 5 | 2 | 3 | 1 |
| 1 | 12 | 14 | 2 | 6 | 9 | 17 | 4 | 6 | 18 | 28 | 45 | 52 | 55 | 53 | 37 | 44 | 45 | 11 | 11 | 8 | 15 | 15 | 3 |
| 8 | 1 | 0 | 2 | 1 | 3 | 7 | 3 | 11 | 34 | 32 | 38 | 47 | 39 | 53 | 55 | 44 | 37 | 14 | 6 | 10 | 10 | 8 | 5 |

AM Peak 1145 - 1245 (200), AM PHF=0.83 PM Peak 1245 - 1345 (210), PM PHF=0.94

Traffic Data Service -- San Jose, CA Event Counts

EventCount-868 -- English (ENU)

Datasets:

Site: [3] RENGSTORFF AVE BT US-101 NB RAMPS AND GARCIA AVE
Input A: 3 - South bound. - Lane= 0, Added to totals. (/2.000)
Input B: 0 - Unused or unknown. - Lane= 0, Excluded from totals.
Data type: Axle sensors - Separate (Count)

Profile:

Name: Default Profile
Scheme: Count events divided by setup divisor
Units: Non metric (ft, mi, ft/s, mph, lb, ton)

*** Sunday, February 11, 2024=1809, 15 minute drops**

| 0000 | 0100 | 0200 | 0300 | 0400 | 0500 | 0600 | 0700 | 0800 | 0900 | 1000 | 1100 | 1200 | 1300 | 1400 | 1500 | 1600 | 1700 | 1800 | 1900 | 2000 | 2100 | 2200 | 2300 | |
|------|------|------|------|------|------|------|------|------|------|------|------|------|------|------|------|------|------|------|------|------|------|------|------|---|
| 12 | 8 | 3 | 4 | 4 | 10 | 17 | 18 | 36 | 92 | 132 | 160 | 165 | 231 | 189 | 170 | 112 | 146 | 106 | 44 | 52 | 44 | 44 | 14 | |
| 7 | 2 | 1 | 0 | 0 | 1 | 2 | 2 | 5 | 17 | 30 | 43 | 40 | 75 | 50 | 62 | 24 | 34 | 32 | 16 | 16 | 11 | 10 | 8 | 0 |
| 3 | 2 | 0 | 1 | 1 | 2 | 2 | 1 | 8 | 19 | 22 | 39 | 42 | 50 | 29 | 45 | 22 | 41 | 36 | 10 | 16 | 8 | 9 | 3 | 5 |
| 2 | 3 | 2 | 1 | 2 | 2 | 9 | 7 | 8 | 17 | 41 | 42 | 39 | 52 | 49 | 36 | 29 | 38 | 18 | 5 | 10 | 10 | 12 | 2 | 2 |
| 0 | 1 | 0 | 2 | 1 | 5 | 4 | 8 | 15 | 39 | 39 | 36 | 45 | 54 | 61 | 27 | 37 | 33 | 20 | 13 | 10 | 15 | 13 | 1 | 1 |

AM Peak 1045 - 1145 (163), AM PHF=0.95 PM Peak 1300 - 1400 (231), PM PHF=0.77

*** Monday, February 12, 2024=6406, 15 minute drops**

| 0000 | 0100 | 0200 | 0300 | 0400 | 0500 | 0600 | 0700 | 0800 | 0900 | 1000 | 1100 | 1200 | 1300 | 1400 | 1500 | 1600 | 1700 | 1800 | 1900 | 2000 | 2100 | 2200 | 2300 | |
|------|------|------|------|------|------|------|------|------|------|------|------|------|------|------|------|------|------|------|------|------|------|------|------|---|
| 8 | 8 | 20 | 6 | 9 | 39 | 55 | 97 | 170 | 200 | 190 | 215 | 330 | 449 | 491 | 690 | 838 | 994 | 578 | 489 | 229 | 184 | 100 | 20 | |
| 0 | 1 | 0 | 3 | 1 | 7 | 11 | 16 | 35 | 47 | 54 | 40 | 82 | 127 | 99 | 173 | 258 | 253 | 176 | 194 | 69 | 59 | 41 | 5 | 5 |
| 5 | 4 | 4 | 0 | 3 | 9 | 8 | 21 | 50 | 54 | 44 | 57 | 86 | 98 | 107 | 164 | 214 | 247 | 135 | 127 | 41 | 40 | 24 | 5 | 3 |
| 2 | 1 | 13 | 2 | 4 | 9 | 23 | 29 | 47 | 50 | 41 | 41 | 81 | 138 | 167 | 185 | 194 | 262 | 132 | 84 | 73 | 53 | 22 | 5 | 6 |
| 1 | 2 | 4 | 1 | 1 | 14 | 13 | 32 | 39 | 50 | 51 | 77 | 82 | 87 | 119 | 169 | 173 | 233 | 136 | 85 | 46 | 33 | 13 | 5 | 1 |

AM Peak 1145 - 1245 (325), AM PHF=0.95 PM Peak 1700 - 1800 (994), PM PHF=0.95

*** Tuesday, February 13, 2024=9405, 15 minute drops**

| 0000 | 0100 | 0200 | 0300 | 0400 | 0500 | 0600 | 0700 | 0800 | 0900 | 1000 | 1100 | 1200 | 1300 | 1400 | 1500 | 1600 | 1700 | 1800 | 1900 | 2000 | 2100 | 2200 | 2300 | |
|------|------|------|------|------|------|------|------|------|------|------|------|------|------|------|------|------|------|------|------|------|------|------|------|---|
| 15 | 10 | 28 | 13 | 33 | 32 | 72 | 139 | 200 | 250 | 222 | 244 | 410 | 531 | 744 | 1092 | 1457 | 1535 | 999 | 753 | 293 | 236 | 80 | 23 | |
| 5 | 2 | 0 | 2 | 1 | 6 | 12 | 19 | 37 | 64 | 70 | 50 | 94 | 141 | 149 | 254 | 364 | 386 | 316 | 260 | 96 | 104 | 23 | 10 | 7 |
| 3 | 2 | 4 | 2 | 7 | 4 | 13 | 29 | 51 | 63 | 49 | 56 | 102 | 121 | 152 | 241 | 357 | 407 | 254 | 217 | 79 | 31 | 23 | 4 | 6 |
| 6 | 3 | 22 | 3 | 18 | 7 | 23 | 53 | 54 | 57 | 55 | 64 | 105 | 148 | 255 | 304 | 350 | 394 | 215 | 151 | 60 | 56 | 19 | 6 | 8 |
| 1 | 3 | 2 | 6 | 7 | 15 | 25 | 38 | 59 | 67 | 48 | 75 | 109 | 121 | 188 | 293 | 386 | 348 | 215 | 126 | 59 | 45 | 15 | 3 | 1 |

AM Peak 1145 - 1245 (376), AM PHF=0.89 PM Peak 1645 - 1745 (1573), PM PHF=0.97

*** Wednesday, February 14, 2024=9141, 15 minute drops**

| 0000 | 0100 | 0200 | 0300 | 0400 | 0500 | 0600 | 0700 | 0800 | 0900 | 1000 | 1100 | 1200 | 1300 | 1400 | 1500 | 1600 | 1700 | 1800 | 1900 | 2000 | 2100 | 2200 | 2300 | |
|------|------|------|------|------|------|------|------|------|------|------|------|------|------|------|------|------|------|------|------|------|------|------|------|---|
| 22 | 12 | 34 | 11 | 28 | 41 | 91 | 149 | 237 | 283 | 259 | 319 | 413 | 572 | 769 | 1144 | 1469 | 1428 | 837 | 583 | 218 | 123 | 74 | 29 | |
| 7 | 3 | 2 | 5 | 0 | 12 | 21 | 22 | 50 | 72 | 72 | 84 | 100 | 153 | 156 | 285 | 353 | 386 | 252 | 229 | 96 | 40 | 26 | 11 | 4 |
| 6 | 3 | 4 | 2 | 0 | 10 | 15 | 37 | 51 | 71 | 62 | 69 | 99 | 144 | 163 | 255 | 362 | 377 | 196 | 162 | 52 | 26 | 17 | 3 | 6 |
| 8 | 3 | 22 | 3 | 21 | 7 | 33 | 47 | 72 | 56 | 65 | 85 | 104 | 153 | 237 | 297 | 376 | 389 | 208 | 106 | 47 | 36 | 21 | 13 | 5 |
| 1 | 3 | 6 | 1 | 7 | 12 | 23 | 44 | 65 | 84 | 61 | 81 | 112 | 123 | 214 | 308 | 379 | 277 | 182 | 87 | 23 | 21 | 10 | 2 | 1 |

AM Peak 1145 - 1245 (383), AM PHF=0.92 PM Peak 1645 - 1745 (1530), PM PHF=0.98

*** Thursday, February 15, 2024=9076, 15 minute drops**

| 0000 | 0100 | 0200 | 0300 | 0400 | 0500 | 0600 | 0700 | 0800 | 0900 | 1000 | 1100 | 1200 | 1300 | 1400 | 1500 | 1600 | 1700 | 1800 | 1900 | 2000 | 2100 | 2200 | 2300 | |
|------|------|------|------|------|------|------|------|------|------|------|------|------|------|------|------|------|------|------|------|------|------|------|------|---|
| 16 | 11 | 31 | 9 | 33 | 41 | 81 | 129 | 200 | 255 | 243 | 270 | 395 | 513 | 707 | 1030 | 1374 | 1487 | 891 | 730 | 300 | 192 | 102 | 41 | |
| 4 | 5 | 1 | 1 | 2 | 11 | 11 | 19 | 41 | 68 | 73 | 61 | 95 | 122 | 156 | 253 | 313 | 375 | 277 | 275 | 98 | 87 | 45 | 9 | 7 |
| 6 | 1 | 7 | 2 | 2 | 6 | 15 | 29 | 51 | 67 | 61 | 46 | 88 | 100 | 161 | 239 | 347 | 394 | 192 | 176 | 53 | 38 | 18 | 9 | 7 |
| 5 | 4 | 19 | 4 | 20 | 8 | 32 | 40 | 60 | 61 | 65 | 76 | 103 | 158 | 211 | 281 | 365 | 358 | 195 | 137 | 94 | 49 | 23 | 15 | 8 |
| 1 | 1 | 4 | 2 | 9 | 16 | 24 | 42 | 48 | 60 | 44 | 88 | 110 | 133 | 180 | 258 | 349 | 361 | 227 | 142 | 55 | 18 | 16 | 8 | 2 |

AM Peak 1145 - 1245 (373), AM PHF=0.90 PM Peak 1700 - 1800 (1487), PM PHF=0.94

*** Friday, February 16, 2024=5825, 15 minute drops**

| 0000 | 0100 | 0200 | 0300 | 0400 | 0500 | 0600 | 0700 | 0800 | 0900 | 1000 | 1100 | 1200 | 1300 | 1400 | 1500 | 1600 | 1700 | 1800 | 1900 | 2000 | 2100 | 2200 | 2300 | |
|------|------|------|------|------|------|------|------|------|------|------|------|------|------|------|------|------|------|------|------|------|------|------|------|----|
| 24 | 6 | 36 | 10 | 35 | 45 | 70 | 85 | 159 | 234 | 203 | 244 | 465 | 665 | 646 | 675 | 614 | 647 | 425 | 198 | 153 | 90 | 70 | 30 | |
| 7 | 1 | 3 | 2 | 1 | 8 | 16 | 16 | 33 | 57 | 54 | 39 | 107 | 165 | 164 | 193 | 141 | 162 | 148 | 75 | 34 | 12 | 35 | 6 | 8 |
| 7 | 1 | 5 | 4 | 1 | 9 | 12 | 19 | 43 | 63 | 51 | 45 | 110 | 156 | 133 | 147 | 151 | 174 | 119 | 44 | 39 | 29 | 9 | 12 | 10 |
| 8 | 3 | 21 | 3 | 21 | 9 | 22 | 25 | 48 | 46 | 45 | 86 | 118 | 198 | 210 | 167 | 158 | 151 | 89 | 42 | 49 | 24 | 19 | 4 | 4 |
| 2 | 1 | 7 | 1 | 12 | 19 | 21 | 25 | 35 | 68 | 54 | 75 | 131 | 147 | 140 | 169 | 164 | 160 | 69 | 37 | 31 | 25 | 7 | 8 | 3 |

AM Peak 1145 - 1245 (409), AM PHF=0.87 PM Peak 1430 - 1530 (689), PM PHF=0.82

*** Saturday, February 17, 2024=1440, 15 minute drops**

| 0000 | 0100 | 0200 | 0300 | 0400 | 0500 | 0600 | 0700 | 0800 | 0900 | 1000 | 1100 | 1200 | 1300 | 1400 | 1500 | 1600 | 1700 | 1800 | 1900 | 2000 | 2100 | 2200 | 2300 | |
|------|------|------|------|------|------|------|------|------|------|------|------|------|------|------|------|------|------|------|------|------|------|------|------|---|
| 25 | 29 | 16 | 7 | 7 | 10 | 19 | 19 | 38 | 84 | 92 | 140 | 102 | 117 | 151 | 101 | 105 | 114 | 94 | 46 | 39 | 32 | 37 | 18 | |
| 8 | 3 | 2 | 2 | 1 | 1 | 4 | 5 | 17 | 30 | 30 | 37 | 18 | 36 | 27 | 22 | 21 | 34 | 14 | 17 | 7 | 9 | 4 | 1 | |
| 10 | 10 | 3 | 2 | 2 | 4 | 2 | 2 | 9 | 22 | 21 | 37 | 26 | 36 | 26 | 27 | 28 | 38 | 28 | 12 | 10 | 3 | 11 | 5 | 4 |
| 4 | 11 | 8 | 3 | 4 | 1 | 13 | 6 | 10 | 31 | 20 | 50 | 18 | 36 | 51 | 21 | 30 | 36 | 20 | 11 | 5 | 14 | 13 | 5 | 5 |
| 3 | 5 | 3 | 0 | 0 | 4 | 3 | 7 | 14 | 14 | 21 | 23 | 21 | 27 | 38 | 26 | 25 | 19 | 12 | 9 | 7 | 8 | 4 | 4 | 4 |

AM Peak 1115 - 1215 (147), AM PHF=0.73 PM Peak 1400 - 1500 (151), PM PHF=0.74

Traffic Data Service -- San Jose, CA Event Counts

EventCount-836 -- English (ENU)

Datasets:

Site: [1] SAN ANTONIO RD BT BAYSHORE PKWY AND CASEY AVE
Input A: 1 - North bound. - Lane= 0, Added to totals. (/2.000)
Input B: 0 - Unused or unknown. - Lane= 0, Excluded from totals.
Data type: Axle sensors - Separate (Count)

Profile:

Name: Default Profile
Scheme: Count events divided by setup divisor
Units: Non metric (ft, mi, ft/s, mph, lb, ton)

*** Sunday, January 21, 2024=788, 15 minute drops**

| 0000 | 0100 | 0200 | 0300 | 0400 | 0500 | 0600 | 0700 | 0800 | 0900 | 1000 | 1100 | 1200 | 1300 | 1400 | 1500 | 1600 | 1700 | 1800 | 1900 | 2000 | 2100 | 2200 | 2300 | |
|------|------|------|------|------|------|------|------|------|------|------|------|------|------|------|------|------|------|------|------|------|------|------|------|---|
| 7 | 3 | 3 | 0 | 7 | 2 | 16 | 35 | 57 | 77 | 95 | 85 | 63 | 58 | 86 | 66 | 47 | 26 | 15 | 10 | 10 | 5 | 9 | 7 | |
| 2 | 1 | 2 | 0 | 0 | 0 | 0 | 8 | 13 | 12 | 21 | 24 | 18 | 11 | 20 | 19 | 12 | 9 | 4 | 2 | 2 | 1 | 2 | 3 | 1 |
| 2 | 0 | 0 | 0 | 6 | 0 | 3 | 7 | 12 | 21 | 28 | 23 | 20 | 22 | 26 | 15 | 15 | 7 | 3 | 3 | 2 | 1 | 5 | 2 | 2 |
| 2 | 1 | 1 | 0 | 1 | 1 | 6 | 10 | 14 | 21 | 25 | 19 | 13 | 12 | 18 | 12 | 8 | 7 | 5 | 2 | 3 | 1 | 1 | 0 | 0 |
| 1 | 1 | 0 | 0 | 0 | 1 | 7 | 10 | 18 | 23 | 21 | 19 | 12 | 13 | 22 | 20 | 12 | 3 | 3 | 3 | 3 | 2 | 1 | 2 | 0 |

AM Peak 1015 - 1115 (98), AM PHF=0.88 PM Peak 1400 - 1500 (86), PM PHF=0.83

*** Monday, January 22, 2024=1038, 15 minute drops**

| 0000 | 0100 | 0200 | 0300 | 0400 | 0500 | 0600 | 0700 | 0800 | 0900 | 1000 | 1100 | 1200 | 1300 | 1400 | 1500 | 1600 | 1700 | 1800 | 1900 | 2000 | 2100 | 2200 | 2300 | |
|------|------|------|------|------|------|------|------|------|------|------|------|------|------|------|------|------|------|------|------|------|------|------|------|---|
| 3 | 0 | 3 | 8 | 15 | 38 | 37 | 89 | 143 | 100 | 76 | 104 | 84 | 67 | 45 | 41 | 51 | 49 | 23 | 20 | 14 | 12 | 16 | 6 | |
| 1 | 0 | 0 | 0 | 3 | 9 | 7 | 29 | 36 | 35 | 21 | 22 | 22 | 17 | 10 | 14 | 15 | 12 | 5 | 5 | 5 | 2 | 8 | 1 | 3 |
| 2 | 0 | 0 | 0 | 0 | 10 | 1 | 19 | 42 | 32 | 28 | 24 | 21 | 20 | 10 | 13 | 14 | 11 | 9 | 8 | 2 | 4 | 3 | 0 | 0 |
| 0 | 0 | 0 | 6 | 7 | 10 | 10 | 16 | 31 | 18 | 13 | 28 | 20 | 19 | 15 | 11 | 10 | 20 | 2 | 5 | 4 | 4 | 2 | 3 | 0 |
| 0 | 0 | 3 | 2 | 5 | 9 | 19 | 25 | 35 | 15 | 14 | 31 | 22 | 12 | 11 | 3 | 12 | 6 | 7 | 3 | 3 | 2 | 3 | 2 | 0 |

AM Peak 0800 - 0900 (143), AM PHF=0.86 PM Peak 1200 - 1300 (84), PM PHF=0.95

*** Tuesday, January 23, 2024=1479, 15 minute drops**

| 0000 | 0100 | 0200 | 0300 | 0400 | 0500 | 0600 | 0700 | 0800 | 0900 | 1000 | 1100 | 1200 | 1300 | 1400 | 1500 | 1600 | 1700 | 1800 | 1900 | 2000 | 2100 | 2200 | 2300 | |
|------|------|------|------|------|------|------|------|------|------|------|------|------|------|------|------|------|------|------|------|------|------|------|------|---|
| 3 | 3 | 1 | 7 | 14 | 41 | 67 | 120 | 197 | 223 | 152 | 104 | 104 | 79 | 62 | 60 | 67 | 52 | 38 | 25 | 25 | 19 | 11 | 9 | |
| 3 | 2 | 0 | 0 | 2 | 5 | 11 | 21 | 53 | 63 | 44 | 23 | 29 | 24 | 21 | 16 | 16 | 14 | 14 | 9 | 4 | 6 | 1 | 2 | 1 |
| 0 | 1 | 0 | 1 | 3 | 11 | 7 | 25 | 51 | 71 | 33 | 28 | 28 | 23 | 15 | 17 | 22 | 16 | 14 | 7 | 7 | 6 | 3 | 2 | 0 |
| 0 | 0 | 0 | 2 | 3 | 16 | 26 | 33 | 45 | 39 | 31 | 31 | 18 | 11 | 12 | 14 | 17 | 12 | 7 | 7 | 7 | 4 | 2 | 1 | 0 |
| 0 | 0 | 1 | 4 | 7 | 10 | 23 | 41 | 49 | 50 | 44 | 22 | 29 | 21 | 15 | 14 | 12 | 10 | 3 | 3 | 7 | 3 | 5 | 4 | 1 |

AM Peak 0830 - 0930 (227), AM PHF=0.80 PM Peak 1200 - 1300 (104), PM PHF=0.89

*** Wednesday, January 24, 2024=1324, 15 minute drops**

| 0000 | 0100 | 0200 | 0300 | 0400 | 0500 | 0600 | 0700 | 0800 | 0900 | 1000 | 1100 | 1200 | 1300 | 1400 | 1500 | 1600 | 1700 | 1800 | 1900 | 2000 | 2100 | 2200 | 2300 | |
|------|------|------|------|------|------|------|------|------|------|------|------|------|------|------|------|------|------|------|------|------|------|------|------|---|
| 2 | 3 | 4 | 4 | 13 | 41 | 53 | 100 | 176 | 162 | 126 | 121 | 75 | 75 | 67 | 58 | 63 | 61 | 42 | 22 | 24 | 13 | 16 | 7 | |
| 1 | 2 | 0 | 0 | 3 | 5 | 10 | 22 | 36 | 47 | 46 | 24 | 26 | 15 | 18 | 12 | 17 | 18 | 9 | 7 | 6 | 2 | 1 | 4 | - |
| 0 | 0 | 2 | 0 | 3 | 15 | 6 | 20 | 52 | 50 | 29 | 24 | 21 | 19 | 16 | 15 | 17 | 13 | 12 | 7 | 8 | 3 | 6 | 1 | - |
| 0 | 0 | 1 | 1 | 3 | 9 | 16 | 24 | 37 | 30 | 30 | 41 | 14 | 22 | 16 | 14 | 13 | 13 | 8 | 5 | 4 | 7 | 4 | 1 | - |
| 1 | 1 | 1 | 3 | 5 | 12 | 21 | 34 | 51 | 36 | 22 | 32 | 16 | 20 | 18 | 17 | 16 | 17 | 14 | 4 | 7 | 1 | 5 | 1 | - |

AM Peak 0815 - 0915 (187), AM PHF=0.90

*** Thursday, January 25, 2024=0 (Incomplete) , 15 minute drops**

| 0000 | 0100 | 0200 | 0300 | 0400 | 0500 | 0600 | 0700 | 0800 | 0900 | 1000 | 1100 | 1200 | 1300 | 1400 | 1500 | 1600 | 1700 | 1800 | 1900 | 2000 | 2100 | 2200 | 2300 | |
|------|------|------|------|------|------|------|------|------|------|------|------|------|------|------|------|------|------|------|------|------|------|------|------|---|
| - | - | - | - | - | - | - | - | - | - | - | - | - | - | - | - | - | - | - | - | - | - | - | - | - |
| - | - | - | - | - | - | - | - | - | - | - | - | - | - | - | - | - | - | - | - | - | - | - | - | - |
| - | - | - | - | - | - | - | - | - | - | - | - | - | - | - | - | - | - | - | - | - | - | - | - | 0 |
| - | - | - | - | - | - | - | - | - | - | - | - | - | - | - | - | - | - | - | - | - | - | - | - | 2 |
| - | - | - | - | - | - | - | - | - | - | - | - | - | - | - | - | - | - | - | - | - | - | - | - | 1 |
| - | - | - | - | - | - | - | - | - | - | - | - | - | - | - | - | - | - | - | - | - | - | - | - | 1 |

*** Friday, January 26, 2024=958, 15 minute drops**

| 0000 | 0100 | 0200 | 0300 | 0400 | 0500 | 0600 | 0700 | 0800 | 0900 | 1000 | 1100 | 1200 | 1300 | 1400 | 1500 | 1600 | 1700 | 1800 | 1900 | 2000 | 2100 | 2200 | 2300 | |
|------|------|------|------|------|------|------|------|------|------|------|------|------|------|------|------|------|------|------|------|------|------|------|------|---|
| 4 | 2 | 2 | 3 | 17 | 27 | 56 | 57 | 113 | 86 | 74 | 82 | 82 | 49 | 58 | 54 | 71 | 31 | 22 | 16 | 17 | 14 | 15 | 11 | |
| 0 | 1 | 0 | 1 | 1 | 7 | 8 | 9 | 25 | 29 | 22 | 14 | 17 | 17 | 18 | 18 | 9 | 14 | 5 | 1 | 6 | 4 | 3 | 2 | 0 |
| 2 | 0 | 0 | 1 | 3 | 6 | 11 | 17 | 31 | 16 | 14 | 14 | 28 | 12 | 15 | 12 | 23 | 6 | 7 | 5 | 3 | 2 | 5 | 3 | 1 |
| 1 | 1 | 1 | 1 | 6 | 6 | 23 | 10 | 25 | 26 | 18 | 25 | 23 | 10 | 15 | 9 | 20 | 6 | 3 | 5 | 4 | 5 | 5 | 4 | 0 |
| 1 | 0 | 1 | 0 | 7 | 8 | 14 | 21 | 32 | 15 | 20 | 29 | 15 | 10 | 10 | 15 | 19 | 6 | 7 | 5 | 4 | 3 | 2 | 2 | 1 |

AM Peak 0815 - 0915 (117), AM PHF=0.91 PM Peak 1200 - 1300 (82), PM PHF=0.75

*** Saturday, January 27, 2024=860, 15 minute drops**

| 0000 | 0100 | 0200 | 0300 | 0400 | 0500 | 0600 | 0700 | 0800 | 0900 | 1000 | 1100 | 1200 | 1300 | 1400 | 1500 | 1600 | 1700 | 1800 | 1900 | 2000 | 2100 | 2200 | 2300 | |
|------|------|------|------|------|------|------|------|------|------|------|------|------|------|------|------|------|------|------|------|------|------|------|------|---|
| 2 | 5 | 2 | 3 | 4 | 2 | 29 | 67 | 61 | 79 | 86 | 59 | 51 | 60 | 89 | 87 | 81 | 33 | 15 | 14 | 13 | 13 | 4 | 3 | |
| 0 | 1 | 1 | 1 | 0 | 0 | 3 | 13 | 10 | 15 | 20 | 16 | 11 | 12 | 27 | 14 | 22 | 12 | 7 | 2 | 2 | 3 | 2 | 0 | 1 |
| 1 | 1 | 1 | 0 | 2 | 0 | 3 | 19 | 16 | 22 | 21 | 16 | 13 | 12 | 15 | 21 | 18 | 9 | 2 | 5 | 2 | 1 | 1 | 2 | 1 |
| 0 | 2 | 0 | 1 | 2 | 1 | 3 | 18 | 20 | 20 | 21 | 15 | 15 | 12 | 30 | 26 | 22 | 7 | 3 | 1 | 4 | 7 | 1 | 2 | 2 |
| 1 | 1 | 0 | 1 | 0 | 1 | 20 | 17 | 15 | 22 | 24 | 12 | 12 | 24 | 17 | 26 | 20 | 5 | 3 | 6 | 5 | 2 | 0 | 0 | 4 |

AM Peak 1000 - 1100 (86), AM PHF=0.90 PM Peak 1345 - 1445 (96), PM PHF=0.80

* Sunday, January 28, 2024=907, 15 minute drops

| 0000 | 0100 | 0200 | 0300 | 0400 | 0500 | 0600 | 0700 | 0800 | 0900 | 1000 | 1100 | 1200 | 1300 | 1400 | 1500 | 1600 | 1700 | 1800 | 1900 | 2000 | 2100 | 2200 | 2300 |
|------|------|------|------|------|------|------|------|------|------|------|------|------|------|------|------|------|------|------|------|------|------|------|------|
| 8 | 2 | 5 | 2 | 0 | 1 | 12 | 37 | 52 | 94 | 91 | 79 | 64 | 96 | 82 | 98 | 82 | 37 | 19 | 13 | 11 | 9 | 7 | 7 |
| 1 | 1 | 0 | 0 | 0 | 0 | 0 | 6 | 13 | 24 | 20 | 17 | 13 | 17 | 20 | 23 | 16 | 12 | 7 | 3 | 1 | 4 | 3 | 4 |
| 1 | 1 | 3 | 2 | 0 | 0 | 2 | 10 | 11 | 28 | 29 | 21 | 15 | 37 | 19 | 30 | 26 | 14 | 1 | 4 | 4 | 2 | 0 | 2 |
| 2 | 0 | 1 | 0 | 0 | 0 | 6 | 14 | 11 | 29 | 17 | 22 | 22 | 30 | 15 | 21 | 26 | 9 | 7 | 2 | 2 | 3 | 1 | 1 |
| 4 | 0 | 1 | 0 | 0 | 1 | 4 | 7 | 17 | 13 | 25 | 19 | 14 | 12 | 28 | 24 | 14 | 2 | 4 | 4 | 4 | 0 | 3 | 0 |

AM Peak 0845 - 0945 (98), AM PHF=0.86 PM Peak 1445 - 1545 (102), PM PHF=0.85

* Monday, January 29, 2024=1261, 15 minute drops

| 0000 | 0100 | 0200 | 0300 | 0400 | 0500 | 0600 | 0700 | 0800 | 0900 | 1000 | 1100 | 1200 | 1300 | 1400 | 1500 | 1600 | 1700 | 1800 | 1900 | 2000 | 2100 | 2200 | 2300 |
|------|------|------|------|------|------|------|------|------|------|------|------|------|------|------|------|------|------|------|------|------|------|------|------|
| 11 | 4 | 1 | 5 | 14 | 42 | 64 | 98 | 122 | 133 | 93 | 104 | 110 | 81 | 85 | 73 | 80 | 54 | 24 | 17 | 15 | 16 | 12 | 10 |
| 2 | 0 | 1 | 0 | 3 | 7 | 11 | 29 | 26 | 44 | 22 | 21 | 32 | 31 | 21 | 26 | 14 | 16 | 7 | 4 | 2 | 5 | 4 | 4 |
| 4 | 1 | 0 | 1 | 2 | 9 | 14 | 14 | 38 | 30 | 19 | 21 | 24 | 20 | 23 | 15 | 14 | 18 | 7 | 5 | 3 | 4 | 2 | 1 |
| 3 | 3 | 0 | 1 | 4 | 11 | 19 | 21 | 27 | 33 | 30 | 26 | 31 | 16 | 21 | 11 | 27 | 12 | 3 | 7 | 6 | 4 | 4 | 1 |
| 2 | 0 | 0 | 3 | 5 | 15 | 20 | 35 | 32 | 27 | 22 | 36 | 23 | 14 | 20 | 21 | 25 | 8 | 8 | 1 | 4 | 3 | 2 | 4 |

AM Peak 0815 - 0915 (140), AM PHF=0.80 PM Peak 1200 - 1300 (110), PM PHF=0.86

* Tuesday, January 30, 2024=1415, 15 minute drops

| 0000 | 0100 | 0200 | 0300 | 0400 | 0500 | 0600 | 0700 | 0800 | 0900 | 1000 | 1100 | 1200 | 1300 | 1400 | 1500 | 1600 | 1700 | 1800 | 1900 | 2000 | 2100 | 2200 | 2300 |
|------|------|------|------|------|------|------|------|------|------|------|------|------|------|------|------|------|------|------|------|------|------|------|------|
| 5 | 3 | 1 | 7 | 16 | 49 | 71 | 123 | 197 | 197 | 136 | 91 | 101 | 80 | 74 | 67 | 60 | 49 | 30 | 16 | 19 | 6 | 17 | 4 |
| 3 | 0 | 0 | 0 | 4 | 13 | 11 | 20 | 45 | 55 | 31 | 15 | 32 | 22 | 15 | 17 | 16 | 17 | 12 | 1 | 6 | 2 | 3 | 2 |
| 0 | 1 | 0 | 1 | 5 | 14 | 9 | 36 | 49 | 45 | 40 | 29 | 18 | 27 | 24 | 13 | 12 | 18 | 12 | 5 | 6 | 1 | 5 | 1 |
| 2 | 2 | 0 | 4 | 3 | 10 | 29 | 30 | 48 | 49 | 44 | 26 | 18 | 13 | 17 | 19 | 13 | 3 | 3 | 4 | 5 | 1 | 9 | 0 |
| 0 | 0 | 1 | 2 | 4 | 13 | 22 | 38 | 55 | 48 | 21 | 23 | 33 | 19 | 18 | 18 | 20 | 11 | 3 | 6 | 3 | 2 | 1 | 1 |

AM Peak 0815 - 0915 (206), AM PHF=0.94 PM Peak 1200 - 1300 (101), PM PHF=0.77

* Wednesday, January 31, 2024=1141, 15 minute drops

| 0000 | 0100 | 0200 | 0300 | 0400 | 0500 | 0600 | 0700 | 0800 | 0900 | 1000 | 1100 | 1200 | 1300 | 1400 | 1500 | 1600 | 1700 | 1800 | 1900 | 2000 | 2100 | 2200 | 2300 |
|------|------|------|------|------|------|------|------|------|------|------|------|------|------|------|------|------|------|------|------|------|------|------|------|
| 5 | 4 | 4 | 7 | 16 | 46 | 67 | 112 | 191 | 169 | 87 | 83 | 74 | 49 | 45 | 36 | 30 | 25 | 26 | 13 | 18 | 16 | 19 | 4 |
| 4 | 0 | 0 | 0 | 1 | 14 | 15 | 24 | 44 | 58 | 27 | 16 | 22 | 17 | 9 | 11 | 8 | 7 | 10 | 2 | 5 | 3 | 3 | 2 |
| 0 | 1 | 3 | 2 | 2 | 11 | 13 | 26 | 50 | 50 | 22 | 28 | 18 | 16 | 12 | 9 | 8 | 5 | 9 | 3 | 7 | 3 | 6 | 2 |
| 1 | 2 | 1 | 1 | 5 | 5 | 12 | 32 | 44 | 35 | 19 | 21 | 19 | 7 | 12 | 6 | 7 | 7 | 4 | 5 | 3 | 5 | 3 | 0 |
| 0 | 1 | 0 | 4 | 8 | 16 | 28 | 30 | 54 | 27 | 19 | 19 | 16 | 10 | 13 | 10 | 7 | 6 | 3 | 3 | 3 | 5 | 7 | 0 |

AM Peak 0830 - 0930 (205), AM PHF=0.89 PM Peak 1200 - 1300 (74), PM PHF=0.85

* Thursday, February 1, 2024=1215, 15 minute drops

| 0000 | 0100 | 0200 | 0300 | 0400 | 0500 | 0600 | 0700 | 0800 | 0900 | 1000 | 1100 | 1200 | 1300 | 1400 | 1500 | 1600 | 1700 | 1800 | 1900 | 2000 | 2100 | 2200 | 2300 |
|------|------|------|------|------|------|------|------|------|------|------|------|------|------|------|------|------|------|------|------|------|------|------|------|
| 5 | 7 | 4 | 7 | 15 | 37 | 53 | 104 | 149 | 151 | 107 | 108 | 92 | 80 | 54 | 68 | 57 | 33 | 28 | 17 | 16 | 8 | 11 | 9 |
| 0 | 1 | 0 | 1 | 2 | 9 | 10 | 23 | 33 | 48 | 18 | 27 | 18 | 18 | 10 | 15 | 11 | 6 | 8 | 2 | 1 | 2 | 4 | 3 |
| 1 | 2 | 0 | 2 | 5 | 5 | 8 | 16 | 37 | 43 | 30 | 24 | 27 | 23 | 23 | 18 | 21 | 6 | 6 | 5 | 8 | 1 | 5 | 4 |
| 1 | 1 | 1 | 0 | 3 | 9 | 17 | 25 | 44 | 22 | 35 | 23 | 25 | 18 | 11 | 15 | 10 | 8 | 6 | 5 | 2 | 3 | 0 | 1 |
| 3 | 3 | 3 | 4 | 5 | 15 | 18 | 41 | 35 | 38 | 25 | 34 | 23 | 22 | 10 | 20 | 15 | 13 | 8 | 6 | 5 | 2 | 2 | 1 |

AM Peak 0830 - 0930 (170), AM PHF=0.88 PM Peak 1215 - 1315 (92), PM PHF=0.85

* Friday, February 2, 2024=940, 15 minute drops

| 0000 | 0100 | 0200 | 0300 | 0400 | 0500 | 0600 | 0700 | 0800 | 0900 | 1000 | 1100 | 1200 | 1300 | 1400 | 1500 | 1600 | 1700 | 1800 | 1900 | 2000 | 2100 | 2200 | 2300 |
|------|------|------|------|------|------|------|------|------|------|------|------|------|------|------|------|------|------|------|------|------|------|------|------|
| 3 | 3 | 4 | 6 | 14 | 34 | 41 | 68 | 74 | 95 | 67 | 65 | 90 | 80 | 61 | 76 | 58 | 35 | 18 | 16 | 10 | 14 | 7 | 5 |
| 1 | 2 | 2 | 3 | 1 | 7 | 13 | 20 | 22 | 27 | 23 | 15 | 17 | 16 | 19 | 20 | 15 | 10 | 4 | 5 | 4 | 2 | 2 | 1 |
| 1 | 0 | 0 | 0 | 4 | 7 | 10 | 14 | 16 | 21 | 9 | 16 | 20 | 25 | 10 | 14 | 16 | 8 | 7 | 4 | 0 | 4 | 3 | 1 |
| 1 | 1 | 0 | 0 | 2 | 6 | 9 | 14 | 18 | 18 | 18 | 13 | 24 | 20 | 14 | 16 | 13 | 9 | 4 | 4 | 3 | 6 | 1 | 2 |
| 0 | 0 | 2 | 3 | 7 | 14 | 10 | 21 | 19 | 30 | 17 | 21 | 29 | 19 | 18 | 26 | 14 | 8 | 3 | 3 | 3 | 2 | 1 | 1 |

AM Peak 0900 - 1000 (95), AM PHF=0.79 PM Peak 1230 - 1330 (94), PM PHF=0.81

* Saturday, February 3, 2024=815, 15 minute drops

| 0000 | 0100 | 0200 | 0300 | 0400 | 0500 | 0600 | 0700 | 0800 | 0900 | 1000 | 1100 | 1200 | 1300 | 1400 | 1500 | 1600 | 1700 | 1800 | 1900 | 2000 | 2100 | 2200 | 2300 |
|------|------|------|------|------|------|------|------|------|------|------|------|------|------|------|------|------|------|------|------|------|------|------|------|
| 2 | 4 | 3 | 5 | 4 | 38 | 57 | 70 | 80 | 63 | 76 | 73 | 77 | 77 | 82 | 59 | 42 | 25 | 7 | 10 | 11 | 10 | 12 | 5 |
| 1 | 1 | 1 | 0 | 2 | 1 | 1 | 9 | 13 | 20 | 15 | 20 | 21 | 20 | 25 | 19 | 9 | 11 | 0 | 4 | 5 | 1 | 2 | 1 |
| 1 | 0 | 0 | 1 | 0 | 0 | 2 | 15 | 19 | 24 | 14 | 28 | 17 | 19 | 18 | 15 | 9 | 6 | 3 | 2 | 3 | 2 | 3 | 3 |
| 0 | 0 | 1 | 1 | 1 | 2 | 5 | 14 | 20 | 17 | 14 | 15 | 20 | 17 | 20 | 19 | 12 | 3 | 2 | 2 | 2 | 3 | 3 | 1 |
| 0 | 3 | 1 | 1 | 2 | 1 | 30 | 19 | 18 | 20 | 13 | 15 | 21 | 19 | 19 | 6 | 12 | 5 | 2 | 2 | 1 | 4 | 4 | 0 |

AM Peak 1045 - 1145 (83), AM PHF=0.74 PM Peak 1345 - 1445 (84), PM PHF=0.84

Traffic Data Service -- San Jose, CA Event Counts

EventCount-863 -- English (ENU)

Datasets:

Site: [1] SAN ANTONIO RD BT BAYSHORE PKWY AND CASEY AVE
Input A: 1 - North bound. - Lane= 0, Added to totals. (/2.000)
Input B: 0 - Unused or unknown. - Lane= 0, Excluded from totals.
Data type: Axle sensors - Separate (Count)

Profile:

Name: Default Profile
Scheme: Count events divided by setup divisor
Units: Non metric (ft, mi, ft/s, mph, lb, ton)

*** Sunday, February 11, 2024=758, 15 minute drops**

| 0000 | 0100 | 0200 | 0300 | 0400 | 0500 | 0600 | 0700 | 0800 | 0900 | 1000 | 1100 | 1200 | 1300 | 1400 | 1500 | 1600 | 1700 | 1800 | 1900 | 2000 | 2100 | 2200 | 2300 |
|------|------|------|------|------|------|------|------|------|------|------|------|------|------|------|------|------|------|------|------|------|------|------|------|
| 6 | 2 | 6 | 3 | 4 | 3 | 13 | 26 | 51 | 72 | 82 | 67 | 65 | 75 | 56 | 61 | 58 | 22 | 22 | 17 | 11 | 16 | 10 | 13 |
| 1 | 0 | 1 | 1 | 3 | 3 | 1 | 4 | 12 | 18 | 18 | 20 | 19 | 24 | 11 | 13 | 7 | 8 | 7 | 1 | 11 | 4 | 6 | 1 |
| 2 | 0 | 1 | 1 | 0 | 0 | 4 | 12 | 14 | 26 | 17 | 17 | 22 | 13 | 10 | 16 | 21 | 6 | 6 | 3 | 3 | 1 | 4 | 2 |
| 2 | 1 | 1 | 1 | 0 | 0 | 4 | 5 | 9 | 18 | 18 | 18 | 11 | 19 | 12 | 15 | 11 | 6 | 4 | 5 | 6 | 2 | 1 | 2 |
| 1 | 1 | 3 | 0 | 1 | 0 | 4 | 5 | 16 | 10 | 29 | 14 | 12 | 24 | 10 | 19 | 13 | 3 | 4 | 2 | 1 | 2 | 1 | 3 |

AM Peak 1000 - 1100 (82), AM PHF=0.71 PM Peak 1315 - 1415 (80), PM PHF=0.83

*** Monday, February 12, 2024=1153, 15 minute drops**

| 0000 | 0100 | 0200 | 0300 | 0400 | 0500 | 0600 | 0700 | 0800 | 0900 | 1000 | 1100 | 1200 | 1300 | 1400 | 1500 | 1600 | 1700 | 1800 | 1900 | 2000 | 2100 | 2200 | 2300 |
|------|------|------|------|------|------|------|------|------|------|------|------|------|------|------|------|------|------|------|------|------|------|------|------|
| 5 | 3 | 5 | 2 | 18 | 39 | 52 | 80 | 130 | 93 | 100 | 94 | 96 | 63 | 81 | 65 | 67 | 51 | 37 | 22 | 19 | 16 | 11 | 9 |
| 1 | 0 | 0 | 0 | 2 | 10 | 11 | 19 | 35 | 23 | 29 | 20 | 31 | 14 | 13 | 21 | 14 | 18 | 11 | 9 | 6 | 2 | 3 | 6 |
| 2 | 1 | 3 | 1 | 1 | 7 | 7 | 17 | 36 | 23 | 23 | 28 | 21 | 21 | 21 | 18 | 17 | 12 | 12 | 2 | 6 | 2 | 1 | 1 |
| 1 | 1 | 0 | 0 | 8 | 14 | 12 | 23 | 35 | 25 | 20 | 20 | 26 | 13 | 14 | 12 | 15 | 11 | 8 | 9 | 3 | 6 | 3 | 2 |
| 1 | 1 | 2 | 1 | 7 | 9 | 22 | 21 | 25 | 22 | 28 | 26 | 19 | 15 | 34 | 14 | 21 | 11 | 6 | 2 | 4 | 6 | 4 | 1 |

AM Peak 0800 - 0900 (130), AM PHF=0.90 PM Peak 1200 - 1300 (96), PM PHF=0.78

*** Tuesday, February 13, 2024=1390, 15 minute drops**

| 0000 | 0100 | 0200 | 0300 | 0400 | 0500 | 0600 | 0700 | 0800 | 0900 | 1000 | 1100 | 1200 | 1300 | 1400 | 1500 | 1600 | 1700 | 1800 | 1900 | 2000 | 2100 | 2200 | 2300 |
|------|------|------|------|------|------|------|------|------|------|------|------|------|------|------|------|------|------|------|------|------|------|------|------|
| 4 | 6 | 0 | 7 | 21 | 45 | 59 | 120 | 167 | 193 | 110 | 110 | 95 | 94 | 56 | 48 | 61 | 71 | 41 | 34 | 21 | 13 | 11 | 9 |
| 1 | 2 | 0 | 0 | 2 | 5 | 16 | 20 | 28 | 50 | 20 | 20 | 23 | 31 | 16 | 15 | 13 | 13 | 19 | 9 | 6 | 5 | 1 | 4 |
| 1 | 1 | 0 | 1 | 5 | 8 | 9 | 30 | 48 | 63 | 41 | 26 | 25 | 22 | 14 | 10 | 20 | 12 | 14 | 9 | 6 | 3 | 3 | 2 |
| 1 | 3 | 0 | 2 | 6 | 13 | 17 | 40 | 46 | 43 | 28 | 29 | 27 | 17 | 14 | 12 | 9 | 21 | 4 | 8 | 5 | 3 | 5 | 2 |
| 1 | 0 | 0 | 4 | 8 | 19 | 17 | 31 | 46 | 37 | 22 | 35 | 20 | 25 | 12 | 11 | 19 | 25 | 4 | 9 | 4 | 2 | 2 | 1 |

AM Peak 0830 - 0930 (205), AM PHF=0.81 PM Peak 1215 - 1315 (103), PM PHF=0.84

*** Wednesday, February 14, 2024=1261, 15 minute drops**

| 0000 | 0100 | 0200 | 0300 | 0400 | 0500 | 0600 | 0700 | 0800 | 0900 | 1000 | 1100 | 1200 | 1300 | 1400 | 1500 | 1600 | 1700 | 1800 | 1900 | 2000 | 2100 | 2200 | 2300 |
|------|------|------|------|------|------|------|------|------|------|------|------|------|------|------|------|------|------|------|------|------|------|------|------|
| 4 | 2 | 2 | 5 | 17 | 38 | 76 | 121 | 185 | 175 | 114 | 124 | 81 | 72 | 38 | 44 | 46 | 30 | 32 | 12 | 13 | 17 | 10 | 8 |
| 1 | 1 | 1 | 1 | 2 | 6 | 14 | 20 | 45 | 48 | 31 | 30 | 23 | 24 | 12 | 9 | 9 | 7 | 9 | 3 | 5 | 1 | 0 | 1 |
| 2 | 1 | 0 | 1 | 2 | 8 | 13 | 25 | 51 | 40 | 34 | 33 | 24 | 18 | 11 | 11 | 9 | 8 | 11 | 1 | 2 | 5 | 3 | 2 |
| 0 | 0 | 1 | 1 | 10 | 9 | 20 | 25 | 46 | 42 | 24 | 34 | 15 | 16 | 10 | 9 | 15 | 7 | 9 | 4 | 6 | 4 | 5 | 2 |
| 1 | 0 | 0 | 2 | 3 | 15 | 30 | 51 | 43 | 46 | 26 | 27 | 20 | 14 | 6 | 15 | 13 | 9 | 3 | 4 | 1 | 7 | 2 | 3 |

AM Peak 0745 - 0845 (193), AM PHF=0.94 PM Peak 1215 - 1315 (82), PM PHF=0.87

*** Thursday, February 15, 2024=1324, 15 minute drops**

| 0000 | 0100 | 0200 | 0300 | 0400 | 0500 | 0600 | 0700 | 0800 | 0900 | 1000 | 1100 | 1200 | 1300 | 1400 | 1500 | 1600 | 1700 | 1800 | 1900 | 2000 | 2100 | 2200 | 2300 |
|------|------|------|------|------|------|------|------|------|------|------|------|------|------|------|------|------|------|------|------|------|------|------|------|
| 4 | 5 | 2 | 2 | 20 | 35 | 69 | 96 | 192 | 155 | 100 | 113 | 116 | 67 | 65 | 70 | 73 | 38 | 27 | 24 | 15 | 17 | 12 | 11 |
| 0 | 2 | 0 | 0 | 4 | 4 | 17 | 20 | 41 | 48 | 30 | 28 | 30 | 18 | 21 | 24 | 22 | 13 | 9 | 9 | 3 | 3 | 1 | 6 |
| 2 | 0 | 0 | 0 | 8 | 8 | 7 | 17 | 41 | 42 | 30 | 24 | 30 | 18 | 18 | 15 | 17 | 9 | 4 | 5 | 7 | 7 | 9 | 1 |
| 1 | 2 | 2 | 1 | 4 | 10 | 21 | 31 | 55 | 39 | 18 | 25 | 34 | 21 | 14 | 15 | 14 | 11 | 9 | 4 | 3 | 2 | 1 | 1 |
| 1 | 1 | 0 | 1 | 5 | 13 | 24 | 29 | 56 | 27 | 22 | 36 | 22 | 11 | 12 | 16 | 20 | 6 | 5 | 7 | 2 | 5 | 1 | 3 |

AM Peak 0830 - 0930 (200), AM PHF=0.90 PM Peak 1200 - 1300 (116), PM PHF=0.85

*** Friday, February 16, 2024=1036, 15 minute drops**

| 0000 | 0100 | 0200 | 0300 | 0400 | 0500 | 0600 | 0700 | 0800 | 0900 | 1000 | 1100 | 1200 | 1300 | 1400 | 1500 | 1600 | 1700 | 1800 | 1900 | 2000 | 2100 | 2200 | 2300 |
|------|------|------|------|------|------|------|------|------|------|------|------|------|------|------|------|------|------|------|------|------|------|------|------|
| 2 | 3 | 4 | 4 | 20 | 44 | 56 | 76 | 110 | 77 | 80 | 97 | 88 | 82 | 49 | 66 | 61 | 35 | 21 | 17 | 13 | 17 | 13 | 4 |
| 1 | 1 | 2 | 1 | 3 | 9 | 5 | 16 | 37 | 33 | 21 | 16 | 26 | 18 | 20 | 15 | 14 | 8 | 4 | 3 | 3 | 5 | 4 | 1 |
| 1 | 1 | 0 | 0 | 4 | 7 | 13 | 13 | 23 | 10 | 24 | 21 | 21 | 28 | 10 | 17 | 19 | 12 | 7 | 4 | 2 | 4 | 1 | 1 |
| 0 | 1 | 0 | 1 | 4 | 11 | 18 | 15 | 24 | 11 | 17 | 31 | 21 | 17 | 7 | 20 | 12 | 8 | 3 | 5 | 3 | 6 | 4 | 2 |
| 0 | 0 | 2 | 2 | 10 | 17 | 20 | 32 | 27 | 24 | 19 | 29 | 21 | 13 | 13 | 15 | 16 | 7 | 7 | 5 | 5 | 2 | 4 | 0 |

AM Peak 0745 - 0845 (114), AM PHF=0.78 PM Peak 1230 - 1330 (94), PM PHF=0.85

*** Saturday, February 17, 2024=376, 15 minute drops**

| 0000 | 0100 | 0200 | 0300 | 0400 | 0500 | 0600 | 0700 | 0800 | 0900 | 1000 | 1100 | 1200 | 1300 | 1400 | 1500 | 1600 | 1700 | 1800 | 1900 | 2000 | 2100 | 2200 | 2300 |
|------|------|------|------|------|------|------|------|------|------|------|------|------|------|------|------|------|------|------|------|------|------|------|------|
| 6 | 1 | 3 | 1 | 5 | 2 | 29 | 33 | 28 | 21 | 24 | 28 | 21 | 33 | 25 | 29 | 19 | 17 | 17 | 5 | 9 | 12 | 8 | 2 |
| 1 | 0 | 1 | 1 | 0 | 0 | 1 | 8 | 11 | 5 | 8 | 6 | 4 | 8 | 5 | 8 | 7 | 7 | 7 | 2 | 2 | 2 | 4 | 1 |
| 1 | 0 | 0 | 0 | 3 | 1 | 3 | 7 | 3 | 9 | 6 | 9 | 5 | 8 | 5 | 5 | 4 | 3 | 3 | 1 | 0 | 3 | 1 | 1 |
| 2 | 1 | 0 | 0 | 0 | 1 | 8 | 6 | 5 | 3 | 6 | 4 | 10 | 6 | 7 | 9 | 3 | 4 | 6 | 1 | 1 | 2 | 2 | 0 |
| 2 | 0 | 2 | 0 | 2 | 0 | 17 | 12 | 9 | 4 | 4 | 9 | 2 | 11 | 8 | 7 | 5 | 3 | 1 | 1 | 6 | 5 | 1 | 0 |

AM Peak 0630 - 0730 (40), AM PHF=0.59 PM Peak 1300 - 1400 (33), PM PHF=0.75

Traffic Data Service -- San Jose, CA Event Counts

EventCount-837 -- English (ENU)

Datasets:

Site: [1] SAN ANTONIO RD BT BAYSHORE PKWY AND CASEY AVE
Input A: 3 - South bound. - Lane= 0, Added to totals. (/2.000)
Input B: 0 - Unused or unknown. - Lane= 0, Excluded from totals.
Data type: Axle sensors - Separate (Count)

Profile:

Name: Default Profile
Scheme: Count events divided by setup divisor
Units: Non metric (ft, mi, ft/s, mph, lb, ton)

*** Sunday, January 21, 2024=806, 15 minute drops**

| 0000 | 0100 | 0200 | 0300 | 0400 | 0500 | 0600 | 0700 | 0800 | 0900 | 1000 | 1100 | 1200 | 1300 | 1400 | 1500 | 1600 | 1700 | 1800 | 1900 | 2000 | 2100 | 2200 | 2300 | |
|------|------|------|------|------|------|------|------|------|------|------|------|------|------|------|------|------|------|------|------|------|------|------|------|---|
| 6 | 0 | 1 | 0 | 4 | 4 | 5 | 10 | 30 | 57 | 87 | 100 | 84 | 87 | 71 | 71 | 63 | 72 | 23 | 12 | 7 | 8 | 6 | 0 | |
| 3 | 0 | 0 | 0 | 0 | 2 | 0 | 3 | 5 | 15 | 16 | 16 | 18 | 21 | 16 | 26 | 22 | 27 | 9 | 2 | 2 | 1 | 2 | 0 | 0 |
| 2 | 0 | 0 | 0 | 3 | 0 | 3 | 3 | 4 | 8 | 23 | 28 | 14 | 21 | 19 | 18 | 14 | 17 | 7 | 10 | 2 | 2 | 2 | 0 | 3 |
| 1 | 0 | 0 | 0 | 0 | 1 | 2 | 2 | 9 | 22 | 30 | 26 | 26 | 26 | 19 | 15 | 17 | 16 | 5 | 0 | 1 | 2 | 2 | 0 | 1 |
| 0 | 0 | 1 | 0 | 1 | 1 | 0 | 2 | 12 | 12 | 18 | 30 | 27 | 20 | 17 | 13 | 11 | 12 | 2 | 0 | 2 | 3 | 0 | 0 | 0 |

AM Peak 1115 - 1215 (102), AM PHF=0.86 PM Peak 1230 - 1330 (95), PM PHF=0.89

*** Monday, January 22, 2024=1137, 15 minute drops**

| 0000 | 0100 | 0200 | 0300 | 0400 | 0500 | 0600 | 0700 | 0800 | 0900 | 1000 | 1100 | 1200 | 1300 | 1400 | 1500 | 1600 | 1700 | 1800 | 1900 | 2000 | 2100 | 2200 | 2300 | |
|------|------|------|------|------|------|------|------|------|------|------|------|------|------|------|------|------|------|------|------|------|------|------|------|---|
| 4 | 6 | 1 | 5 | 1 | 10 | 25 | 71 | 116 | 83 | 43 | 88 | 68 | 88 | 66 | 94 | 96 | 142 | 61 | 33 | 6 | 19 | 7 | 8 | |
| 0 | 0 | 0 | 0 | 0 | 1 | 4 | 21 | 25 | 29 | 6 | 13 | 19 | 29 | 10 | 21 | 15 | 48 | 23 | 11 | 2 | 8 | 1 | 1 | 1 |
| 3 | 2 | 0 | 0 | 0 | 3 | 7 | 17 | 22 | 30 | 14 | 28 | 11 | 23 | 20 | 26 | 34 | 39 | 12 | 10 | 1 | 4 | 2 | 4 | 0 |
| 1 | 3 | 0 | 0 | 1 | 3 | 4 | 8 | 34 | 11 | 8 | 25 | 20 | 20 | 19 | 30 | 22 | 31 | 18 | 9 | 2 | 3 | 3 | 1 | 0 |
| 0 | 1 | 1 | 5 | 0 | 3 | 11 | 25 | 36 | 14 | 15 | 23 | 19 | 17 | 18 | 17 | 26 | 24 | 9 | 4 | 1 | 4 | 1 | 2 | 1 |

AM Peak 0830 - 0930 (128), AM PHF=0.90 PM Peak 1645 - 1745 (143), PM PHF=0.75

*** Tuesday, January 23, 2024=1563, 15 minute drops**

| 0000 | 0100 | 0200 | 0300 | 0400 | 0500 | 0600 | 0700 | 0800 | 0900 | 1000 | 1100 | 1200 | 1300 | 1400 | 1500 | 1600 | 1700 | 1800 | 1900 | 2000 | 2100 | 2200 | 2300 | |
|------|------|------|------|------|------|------|------|------|------|------|------|------|------|------|------|------|------|------|------|------|------|------|------|---|
| 2 | 3 | 2 | 8 | 8 | 12 | 23 | 63 | 77 | 94 | 75 | 118 | 104 | 93 | 100 | 136 | 202 | 240 | 116 | 30 | 24 | 19 | 11 | 10 | |
| 1 | 0 | 0 | 0 | 3 | 0 | 4 | 16 | 24 | 28 | 20 | 24 | 29 | 28 | 22 | 34 | 48 | 73 | 40 | 13 | 6 | 2 | 4 | 1 | 0 |
| 0 | 0 | 2 | 2 | 0 | 6 | 6 | 11 | 21 | 21 | 20 | 26 | 33 | 22 | 25 | 31 | 40 | 76 | 36 | 9 | 7 | 5 | 2 | 5 | 1 |
| 0 | 2 | 0 | 0 | 3 | 0 | 8 | 16 | 14 | 10 | 18 | 43 | 20 | 27 | 23 | 36 | 54 | 61 | 24 | 8 | 6 | 4 | 2 | 3 | 2 |
| 1 | 1 | 0 | 6 | 2 | 6 | 5 | 20 | 19 | 36 | 17 | 26 | 23 | 16 | 31 | 36 | 61 | 30 | 17 | 1 | 5 | 8 | 3 | 1 | 0 |

AM Peak 1130 - 1230 (130), AM PHF=0.75 PM Peak 1645 - 1745 (270), PM PHF=0.89

*** Wednesday, January 24, 2024=1384, 15 minute drops**

| 0000 | 0100 | 0200 | 0300 | 0400 | 0500 | 0600 | 0700 | 0800 | 0900 | 1000 | 1100 | 1200 | 1300 | 1400 | 1500 | 1600 | 1700 | 1800 | 1900 | 2000 | 2100 | 2200 | 2300 | |
|------|------|------|------|------|------|------|------|------|------|------|------|------|------|------|------|------|------|------|------|------|------|------|------|---|
| 3 | 1 | 6 | 4 | 8 | 10 | 16 | 38 | 60 | 68 | 55 | 90 | 98 | 96 | 92 | 146 | 172 | 218 | 117 | 32 | 22 | 18 | 7 | 10 | |
| 0 | 1 | 0 | 0 | 7 | 2 | 3 | 10 | 12 | 21 | 9 | 21 | 33 | 22 | 34 | 38 | 47 | 75 | 43 | 10 | 4 | 7 | 0 | 3 | 0 |
| 1 | 0 | 3 | 1 | 0 | 4 | 6 | 7 | 9 | 11 | 13 | 19 | 19 | 20 | 16 | 42 | 43 | 55 | 41 | 9 | 3 | 7 | 0 | 5 | 0 |
| 2 | 0 | 1 | 2 | 2 | 3 | 1 | 8 | 21 | 20 | 16 | 27 | 28 | 34 | 19 | 37 | 45 | 47 | 15 | 8 | 9 | 2 | 4 | 2 | 0 |
| 0 | 0 | 2 | 2 | 0 | 2 | 6 | 14 | 19 | 17 | 17 | 24 | 20 | 20 | 23 | 30 | 38 | 43 | 19 | 6 | 7 | 2 | 3 | 0 | 1 |

AM Peak 1145 - 1245 (102), AM PHF=0.78 PM Peak 1700 - 1800 (218), PM PHF=0.73

*** Thursday, January 25, 2024=1556, 15 minute drops**

| 0000 | 0100 | 0200 | 0300 | 0400 | 0500 | 0600 | 0700 | 0800 | 0900 | 1000 | 1100 | 1200 | 1300 | 1400 | 1500 | 1600 | 1700 | 1800 | 1900 | 2000 | 2100 | 2200 | 2300 | |
|------|------|------|------|------|------|------|------|------|------|------|------|------|------|------|------|------|------|------|------|------|------|------|------|---|
| 1 | 3 | 2 | 7 | 5 | 11 | 23 | 57 | 80 | 73 | 104 | 115 | 132 | 115 | 118 | 157 | 168 | 214 | 91 | 50 | 15 | 8 | 6 | 6 | |
| 0 | 2 | 0 | 1 | 3 | 2 | 5 | 11 | 23 | 23 | 15 | 19 | 33 | 26 | 30 | 40 | 41 | 59 | 29 | 17 | 4 | 3 | 1 | 1 | 1 |
| 0 | 1 | 1 | 2 | 2 | 4 | 6 | 11 | 12 | 16 | 26 | 40 | 40 | 26 | 32 | 41 | 37 | 60 | 30 | 25 | 2 | 2 | 2 | 0 | 1 |
| 0 | 0 | 1 | 2 | 0 | 1 | 3 | 11 | 25 | 15 | 30 | 31 | 22 | 32 | 28 | 41 | 43 | 51 | 18 | 5 | 2 | 1 | 1 | 2 | 0 |
| 1 | 0 | 0 | 2 | 1 | 4 | 10 | 24 | 20 | 20 | 34 | 26 | 37 | 31 | 29 | 35 | 48 | 45 | 15 | 3 | 7 | 2 | 2 | 3 | 1 |

AM Peak 1130 - 1230 (129), AM PHF=0.81 PM Peak 1645 - 1745 (217), PM PHF=0.91

*** Friday, January 26, 2024=1067, 15 minute drops**

| 0000 | 0100 | 0200 | 0300 | 0400 | 0500 | 0600 | 0700 | 0800 | 0900 | 1000 | 1100 | 1200 | 1300 | 1400 | 1500 | 1600 | 1700 | 1800 | 1900 | 2000 | 2100 | 2200 | 2300 | |
|------|------|------|------|------|------|------|------|------|------|------|------|------|------|------|------|------|------|------|------|------|------|------|------|---|
| 3 | 0 | 3 | 6 | 6 | 12 | 15 | 45 | 66 | 66 | 86 | 90 | 109 | 72 | 109 | 82 | 83 | 112 | 42 | 25 | 9 | 11 | 12 | 7 | |
| 1 | 0 | 0 | 0 | 2 | 0 | 1 | 7 | 17 | 20 | 20 | 20 | 23 | 11 | 32 | 21 | 14 | 48 | 19 | 6 | 2 | 3 | 3 | 4 | 0 |
| 1 | 0 | 0 | 1 | 0 | 5 | 7 | 11 | 19 | 20 | 22 | 14 | 27 | 19 | 19 | 25 | 26 | 26 | 9 | 9 | 4 | 1 | 6 | 2 | 1 |
| 0 | 0 | 3 | 2 | 1 | 0 | 3 | 16 | 18 | 14 | 24 | 26 | 40 | 22 | 27 | 27 | 27 | 28 | 6 | 7 | 2 | 2 | 1 | 1 | 3 |
| 1 | 0 | 0 | 3 | 3 | 8 | 5 | 12 | 13 | 13 | 21 | 31 | 21 | 21 | 32 | 10 | 17 | 11 | 9 | 3 | 1 | 5 | 2 | 0 | 1 |

AM Peak 1145 - 1245 (119), AM PHF=0.75 PM Peak 1645 - 1745 (118), PM PHF=0.61

*** Saturday, January 27, 2024=885, 15 minute drops**

| 0000 | 0100 | 0200 | 0300 | 0400 | 0500 | 0600 | 0700 | 0800 | 0900 | 1000 | 1100 | 1200 | 1300 | 1400 | 1500 | 1600 | 1700 | 1800 | 1900 | 2000 | 2100 | 2200 | 2300 | |
|------|------|------|------|------|------|------|------|------|------|------|------|------|------|------|------|------|------|------|------|------|------|------|------|---|
| 5 | 4 | 5 | 4 | 3 | 2 | 2 | 20 | 45 | 85 | 79 | 86 | 81 | 62 | 64 | 72 | 86 | 115 | 29 | 10 | 11 | 5 | 6 | 8 | |
| 0 | 0 | 1 | 0 | 2 | 0 | 0 | 3 | 6 | 14 | 23 | 26 | 20 | 20 | 13 | 20 | 22 | 29 | 10 | 2 | 4 | 0 | 2 | 3 | 1 |
| 1 | 0 | 3 | 1 | 0 | 0 | 0 | 6 | 4 | 16 | 16 | 18 | 21 | 13 | 17 | 15 | 25 | 32 | 13 | 2 | 0 | 2 | 3 | 2 | 1 |
| 3 | 3 | 1 | 2 | 0 | 1 | 2 | 4 | 21 | 23 | 20 | 20 | 20 | 15 | 13 | 25 | 26 | 34 | 5 | 4 | 4 | 1 | 0 | 3 | 1 |
| 1 | 1 | 0 | 1 | 1 | 1 | 0 | 7 | 14 | 33 | 20 | 22 | 21 | 15 | 22 | 12 | 15 | 21 | 1 | 2 | 3 | 2 | 1 | 0 | 0 |

AM Peak 0915 - 1015 (94), AM PHF=0.72 PM Peak 1700 - 1800 (115), PM PHF=0.85

* Sunday, January 28, 2024=931, 15 minute drops

| 0000 | 0100 | 0200 | 0300 | 0400 | 0500 | 0600 | 0700 | 0800 | 0900 | 1000 | 1100 | 1200 | 1300 | 1400 | 1500 | 1600 | 1700 | 1800 | 1900 | 2000 | 2100 | 2200 | 2300 | |
|----------|----------|----------|----------|----------|----------|----------|-----------|-----------|-----------|-----------|------------|------------|-----------|-----------|------------|-----------|------------|-----------|-----------|-----------|----------|----------|----------|---|
| 3 | 3 | 4 | 2 | 1 | 0 | 2 | 16 | 34 | 53 | 66 | 106 | 104 | 66 | 69 | 107 | 95 | 115 | 40 | 14 | 16 | 6 | 7 | 6 | |
| 1 | 1 | 1 | 1 | 0 | 0 | 0 | 2 | 4 | 13 | 16 | 30 | 22 | 12 | 11 | 24 | 25 | 37 | 16 | 7 | 4 | 1 | 3 | 2 | 3 |
| 1 | 0 | 1 | 0 | 0 | 0 | 2 | 6 | 7 | 11 | 15 | 22 | 26 | 21 | 20 | 17 | 16 | 29 | 11 | 3 | 5 | 2 | 2 | 2 | 0 |
| 1 | 2 | 2 | 1 | 1 | 0 | 0 | 2 | 5 | 14 | 21 | 29 | 31 | 19 | 17 | 28 | 21 | 26 | 10 | 2 | 4 | 1 | 0 | 1 | 0 |
| 0 | 0 | 0 | 0 | 0 | 0 | 0 | 6 | 18 | 15 | 14 | 26 | 26 | 15 | 22 | 38 | 34 | 24 | 3 | 2 | 3 | 2 | 2 | 1 | 1 |

AM Peak 1100 - 1200 (106), AM PHF=0.89 PM Peak 1645 - 1745 (125), PM PHF=0.84

* Monday, January 29, 2024=1333, 15 minute drops

| 0000 | 0100 | 0200 | 0300 | 0400 | 0500 | 0600 | 0700 | 0800 | 0900 | 1000 | 1100 | 1200 | 1300 | 1400 | 1500 | 1600 | 1700 | 1800 | 1900 | 2000 | 2100 | 2200 | 2300 | |
|----------|----------|----------|----------|----------|-----------|-----------|-----------|-----------|-----------|-----------|-----------|------------|------------|------------|------------|------------|------------|-----------|-----------|-----------|-----------|----------|-----------|---|
| 4 | 3 | 6 | 6 | 4 | 13 | 22 | 49 | 62 | 68 | 72 | 97 | 136 | 114 | 100 | 134 | 114 | 186 | 78 | 27 | 10 | 16 | 9 | 10 | |
| 3 | 1 | 1 | 2 | 0 | 0 | 2 | 13 | 11 | 12 | 22 | 13 | 39 | 32 | 23 | 49 | 23 | 69 | 36 | 9 | 0 | 8 | 3 | 0 | 1 |
| 0 | 1 | 0 | 1 | 2 | 2 | 5 | 10 | 23 | 21 | 8 | 21 | 42 | 31 | 26 | 26 | 31 | 49 | 15 | 8 | 2 | 2 | 1 | 5 | 1 |
| 0 | 1 | 5 | 1 | 0 | 6 | 7 | 8 | 18 | 16 | 23 | 32 | 24 | 24 | 28 | 36 | 23 | 36 | 7 | 5 | 4 | 3 | 3 | 2 | 0 |
| 1 | 0 | 0 | 2 | 2 | 5 | 8 | 20 | 11 | 21 | 20 | 31 | 32 | 28 | 24 | 23 | 38 | 32 | 20 | 6 | 4 | 3 | 2 | 3 | 4 |

AM Peak 1130 - 1230 (143), AM PHF=0.86 PM Peak 1645 - 1745 (192), PM PHF=0.69

* Tuesday, January 30, 2024=1509, 15 minute drops

| 0000 | 0100 | 0200 | 0300 | 0400 | 0500 | 0600 | 0700 | 0800 | 0900 | 1000 | 1100 | 1200 | 1300 | 1400 | 1500 | 1600 | 1700 | 1800 | 1900 | 2000 | 2100 | 2200 | 2300 | |
|----------|----------|----------|----------|-----------|-----------|-----------|-----------|-----------|-----------|------------|------------|-----------|------------|------------|------------|------------|-----------|-----------|-----------|-----------|-----------|----------|------|---|
| 6 | 4 | 2 | 9 | 13 | 24 | 58 | 79 | 82 | 89 | 138 | 118 | 86 | 110 | 138 | 184 | 208 | 67 | 46 | 14 | 12 | 12 | 6 | | |
| 1 | 2 | 0 | 0 | 1 | 4 | 2 | 12 | 21 | 25 | 24 | 41 | 31 | 24 | 30 | 25 | 40 | 60 | 24 | 15 | 4 | 4 | 5 | 3 | 2 |
| 1 | 1 | 2 | 0 | 3 | 5 | 7 | 16 | 20 | 19 | 17 | 38 | 25 | 18 | 20 | 33 | 49 | 65 | 24 | 14 | 2 | 0 | 4 | 3 | 2 |
| 0 | 0 | 0 | 4 | 3 | 4 | 8 | 17 | 21 | 19 | 30 | 33 | 27 | 22 | 29 | 43 | 36 | 54 | 13 | 11 | 4 | 2 | 3 | 0 | 1 |
| 4 | 1 | 0 | 5 | 2 | 1 | 7 | 14 | 18 | 20 | 19 | 27 | 36 | 22 | 32 | 38 | 59 | 30 | 6 | 7 | 4 | 6 | 0 | 0 | 0 |

AM Peak 1100 - 1200 (138), AM PHF=0.84 PM Peak 1645 - 1745 (237), PM PHF=0.92

* Wednesday, January 31, 2024=1185, 15 minute drops

| 0000 | 0100 | 0200 | 0300 | 0400 | 0500 | 0600 | 0700 | 0800 | 0900 | 1000 | 1100 | 1200 | 1300 | 1400 | 1500 | 1600 | 1700 | 1800 | 1900 | 2000 | 2100 | 2200 | 2300 | |
|----------|----------|----------|----------|----------|-----------|-----------|-----------|-----------|-----------|-----------|-----------|------------|-----------|-----------|------------|------------|------------|-----------|-----------|-----------|-----------|-----------|----------|---|
| 5 | 2 | 6 | 3 | 8 | 15 | 21 | 47 | 72 | 87 | 65 | 77 | 104 | 70 | 57 | 115 | 122 | 160 | 66 | 31 | 19 | 19 | 11 | 7 | |
| 2 | 1 | 1 | 1 | 6 | 4 | 5 | 8 | 24 | 28 | 18 | 15 | 26 | 20 | 12 | 29 | 28 | 57 | 28 | 9 | 4 | 7 | 1 | 3 | 0 |
| 2 | 0 | 2 | 1 | 0 | 4 | 5 | 13 | 20 | 18 | 17 | 19 | 23 | 15 | 10 | 27 | 26 | 46 | 16 | 9 | 4 | 5 | 5 | 3 | 0 |
| 1 | 1 | 0 | 1 | 2 | 4 | 2 | 10 | 16 | 20 | 16 | 23 | 32 | 14 | 14 | 39 | 32 | 39 | 15 | 12 | 6 | 3 | 2 | 2 | 2 |
| 0 | 0 | 3 | 0 | 1 | 3 | 10 | 17 | 13 | 21 | 15 | 21 | 23 | 21 | 21 | 20 | 36 | 18 | 8 | 2 | 5 | 4 | 3 | 0 | 3 |

AM Peak 1145 - 1245 (101), AM PHF=0.79 PM Peak 1645 - 1745 (178), PM PHF=0.79

* Thursday, February 1, 2024=1322, 15 minute drops

| 0000 | 0100 | 0200 | 0300 | 0400 | 0500 | 0600 | 0700 | 0800 | 0900 | 1000 | 1100 | 1200 | 1300 | 1400 | 1500 | 1600 | 1700 | 1800 | 1900 | 2000 | 2100 | 2200 | 2300 | |
|----------|----------|----------|----------|----------|-----------|-----------|-----------|-----------|-----------|-----------|-----------|------------|------------|-----------|------------|------------|------------|-----------|-----------|-----------|-----------|----------|----------|---|
| 5 | 5 | 8 | 7 | 6 | 12 | 22 | 47 | 65 | 64 | 72 | 86 | 105 | 102 | 95 | 136 | 156 | 188 | 72 | 29 | 15 | 15 | 8 | 7 | |
| 0 | 3 | 1 | 0 | 1 | 3 | 5 | 10 | 17 | 17 | 10 | 16 | 23 | 23 | 37 | 29 | 41 | 68 | 25 | 7 | 3 | 4 | 4 | 1 | 0 |
| 0 | 1 | 3 | 2 | 3 | 2 | 7 | 4 | 10 | 14 | 20 | 19 | 28 | 16 | 20 | 38 | 43 | 48 | 21 | 11 | 1 | 1 | 2 | 3 | 1 |
| 2 | 1 | 3 | 0 | 1 | 1 | 4 | 13 | 27 | 14 | 25 | 32 | 27 | 32 | 20 | 36 | 35 | 45 | 12 | 4 | 5 | 5 | 1 | 1 | 0 |
| 3 | 0 | 1 | 5 | 1 | 6 | 8 | 21 | 12 | 20 | 18 | 20 | 27 | 32 | 19 | 34 | 38 | 27 | 15 | 8 | 6 | 5 | 1 | 2 | 0 |

AM Peak 1130 - 1230 (102), AM PHF=0.81 PM Peak 1645 - 1745 (199), PM PHF=0.73

* Friday, February 2, 2024=1008, 15 minute drops

| 0000 | 0100 | 0200 | 0300 | 0400 | 0500 | 0600 | 0700 | 0800 | 0900 | 1000 | 1100 | 1200 | 1300 | 1400 | 1500 | 1600 | 1700 | 1800 | 1900 | 2000 | 2100 | 2200 | 2300 | |
|----------|----------|----------|----------|----------|-----------|-----------|-----------|-----------|-----------|-----------|-----------|-----------|-----------|-----------|-----------|------------|------------|-----------|-----------|----------|-----------|----------|----------|---|
| 1 | 5 | 1 | 1 | 8 | 12 | 21 | 38 | 54 | 62 | 58 | 81 | 76 | 78 | 79 | 96 | 106 | 134 | 54 | 21 | 6 | 10 | 7 | 5 | |
| 0 | 4 | 0 | 0 | 4 | 2 | 9 | 13 | 15 | 14 | 14 | 20 | 22 | 22 | 29 | 18 | 23 | 53 | 25 | 7 | 4 | 7 | 1 | 0 | 4 |
| 1 | 1 | 1 | 1 | 0 | 4 | 5 | 9 | 13 | 9 | 14 | 21 | 19 | 15 | 13 | 26 | 25 | 27 | 15 | 3 | 0 | 1 | 2 | 0 | 1 |
| 0 | 0 | 0 | 0 | 1 | 2 | 4 | 7 | 17 | 14 | 17 | 21 | 24 | 22 | 18 | 30 | 29 | 30 | 8 | 5 | 1 | 0 | 2 | 2 | 0 |
| 0 | 0 | 0 | 0 | 3 | 4 | 3 | 11 | 10 | 25 | 14 | 26 | 14 | 19 | 20 | 22 | 30 | 25 | 7 | 6 | 1 | 2 | 2 | 3 | 0 |

AM Peak 1145 - 1245 (88), AM PHF=0.85 PM Peak 1645 - 1745 (139), PM PHF=0.65

* Saturday, February 3, 2024=820, 15 minute drops

| 0000 | 0100 | 0200 | 0300 | 0400 | 0500 | 0600 | 0700 | 0800 | 0900 | 1000 | 1100 | 1200 | 1300 | 1400 | 1500 | 1600 | 1700 | 1800 | 1900 | 2000 | 2100 | 2200 | 2300 | |
|----------|----------|----------|----------|----------|-----------|-----------|-----------|-----------|-----------|-----------|-----------|-----------|-----------|-----------|-----------|-----------|-----------|----------|-----------|----------|-----------|----------|------|---|
| 5 | 3 | 2 | 4 | 1 | 12 | 17 | 38 | 78 | 91 | 83 | 96 | 71 | 70 | 76 | 69 | 51 | 15 | 9 | 12 | 7 | 10 | 2 | | |
| 4 | 1 | 2 | 1 | 2 | 0 | 2 | 1 | 5 | 11 | 28 | 23 | 32 | 19 | 14 | 18 | 16 | 16 | 4 | 4 | 4 | 3 | 3 | 1 | 0 |
| 1 | 0 | 0 | 1 | 0 | 0 | 1 | 7 | 6 | 25 | 17 | 17 | 15 | 19 | 24 | 8 | 19 | 17 | 2 | 0 | 1 | 0 | 0 | 0 | 0 |
| 0 | 0 | 0 | 0 | 1 | 1 | 6 | 3 | 11 | 21 | 21 | 27 | 26 | 19 | 12 | 27 | 18 | 4 | 6 | 2 | 5 | 3 | 4 | 1 | 0 |
| 0 | 2 | 1 | 0 | 1 | 0 | 3 | 6 | 16 | 22 | 26 | 17 | 24 | 14 | 20 | 24 | 17 | 14 | 3 | 3 | 2 | 2 | 4 | 0 | 2 |

AM Peak 0915 - 1015 (95), AM PHF=0.85 PM Peak 1200 - 1300 (96), PM PHF=0.76

Traffic Data Service -- San Jose, CA Event Counts

EventCount-864 -- English (ENU)

Datasets:

Site: [1] SAN ANTONIO RD BT BAYSHORE PKWY AND CASEY AVE
Input A: 3 - South bound. - Lane= 0, Added to totals. (/2.000)
Input B: 0 - Unused or unknown. - Lane= 0, Excluded from totals.
Data type: Axle sensors - Separate (Count)

Profile:

Name: Default Profile
Scheme: Count events divided by setup divisor
Units: Non metric (ft, mi, ft/s, mph, lb, ton)

*** Sunday, February 11, 2024=770, 15 minute drops**

| 0000 | 0100 | 0200 | 0300 | 0400 | 0500 | 0600 | 0700 | 0800 | 0900 | 1000 | 1100 | 1200 | 1300 | 1400 | 1500 | 1600 | 1700 | 1800 | 1900 | 2000 | 2100 | 2200 | 2300 | |
|------|------|------|------|------|------|------|------|------|------|------|------|------|------|------|------|------|------|------|------|------|------|------|------|---|
| 3 | 1 | 1 | 7 | 2 | 2 | 2 | 8 | 27 | 43 | 67 | 75 | 81 | 82 | 85 | 71 | 62 | 61 | 46 | 14 | 10 | 12 | 4 | 7 | |
| 0 | 0 | 0 | 3 | 0 | 1 | 1 | 2 | 4 | 13 | 10 | 23 | 17 | 19 | 19 | 16 | 22 | 15 | 14 | 2 | 1 | 3 | 2 | 1 | 0 |
| 2 | 1 | 0 | 2 | 0 | 0 | 1 | 1 | 2 | 10 | 13 | 16 | 21 | 30 | 22 | 23 | 15 | 15 | 14 | 4 | 3 | 4 | 1 | 3 | 1 |
| 0 | 0 | 1 | 1 | 0 | 0 | 0 | 1 | 12 | 9 | 19 | 17 | 25 | 18 | 23 | 19 | 13 | 17 | 13 | 4 | 4 | 3 | 0 | 2 | 1 |
| 1 | 0 | 0 | 1 | 2 | 1 | 0 | 4 | 9 | 11 | 26 | 20 | 18 | 16 | 22 | 14 | 13 | 15 | 5 | 4 | 2 | 2 | 1 | 1 | 2 |

AM Peak 1145 - 1245 (83), AM PHF=0.83 PM Peak 1230 - 1330 (91), PM PHF=0.77

*** Monday, February 12, 2024=1217, 15 minute drops**

| 0000 | 0100 | 0200 | 0300 | 0400 | 0500 | 0600 | 0700 | 0800 | 0900 | 1000 | 1100 | 1200 | 1300 | 1400 | 1500 | 1600 | 1700 | 1800 | 1900 | 2000 | 2100 | 2200 | 2300 | |
|------|------|------|------|------|------|------|------|------|------|------|------|------|------|------|------|------|------|------|------|------|------|------|------|---|
| 4 | 2 | 5 | 2 | 7 | 8 | 23 | 43 | 62 | 70 | 59 | 104 | 91 | 100 | 86 | 142 | 119 | 143 | 84 | 23 | 15 | 16 | 8 | 6 | |
| 0 | 0 | 0 | 0 | 0 | 0 | 3 | 8 | 18 | 21 | 14 | 21 | 27 | 33 | 19 | 44 | 20 | 47 | 39 | 3 | 6 | 3 | 1 | 0 | 0 |
| 1 | 0 | 3 | 1 | 2 | 2 | 4 | 16 | 17 | 14 | 15 | 20 | 22 | 19 | 18 | 36 | 38 | 28 | 16 | 9 | 2 | 3 | 2 | 5 | 0 |
| 1 | 1 | 1 | 1 | 4 | 1 | 11 | 7 | 15 | 12 | 16 | 35 | 23 | 28 | 31 | 38 | 33 | 33 | 20 | 7 | 1 | 7 | 3 | 0 | 1 |
| 2 | 1 | 1 | 0 | 1 | 5 | 6 | 13 | 12 | 23 | 15 | 29 | 20 | 22 | 19 | 25 | 29 | 36 | 9 | 4 | 6 | 3 | 2 | 1 | 0 |

AM Peak 1130 - 1230 (112), AM PHF=0.80 PM Peak 1615 - 1715 (146), PM PHF=0.78

*** Tuesday, February 13, 2024=1460, 15 minute drops**

| 0000 | 0100 | 0200 | 0300 | 0400 | 0500 | 0600 | 0700 | 0800 | 0900 | 1000 | 1100 | 1200 | 1300 | 1400 | 1500 | 1600 | 1700 | 1800 | 1900 | 2000 | 2100 | 2200 | 2300 | |
|------|------|------|------|------|------|------|------|------|------|------|------|------|------|------|------|------|------|------|------|------|------|------|------|---|
| 1 | 4 | 7 | 1 | 8 | 12 | 17 | 59 | 79 | 71 | 74 | 123 | 102 | 103 | 115 | 119 | 150 | 196 | 98 | 36 | 59 | 14 | 9 | 7 | |
| 0 | 1 | 1 | 0 | 2 | 1 | 2 | 20 | 23 | 17 | 17 | 20 | 29 | 26 | 36 | 26 | 19 | 67 | 40 | 11 | 13 | 1 | 3 | 1 | 4 |
| 0 | 1 | 2 | 1 | 1 | 3 | 3 | 10 | 18 | 22 | 17 | 29 | 30 | 23 | 16 | 28 | 49 | 43 | 31 | 8 | 15 | 3 | 3 | 4 | 0 |
| 1 | 2 | 4 | 0 | 2 | 4 | 7 | 10 | 16 | 16 | 20 | 43 | 23 | 24 | 26 | 38 | 40 | 47 | 15 | 9 | 14 | 2 | 1 | 1 | 0 |
| 0 | 0 | 0 | 0 | 3 | 4 | 6 | 19 | 22 | 17 | 21 | 32 | 20 | 31 | 38 | 28 | 42 | 39 | 13 | 8 | 18 | 8 | 2 | 2 | 0 |

AM Peak 1130 - 1230 (133), AM PHF=0.78 PM Peak 1645 - 1745 (199), PM PHF=0.74

*** Wednesday, February 14, 2024=1352, 15 minute drops**

| 0000 | 0100 | 0200 | 0300 | 0400 | 0500 | 0600 | 0700 | 0800 | 0900 | 1000 | 1100 | 1200 | 1300 | 1400 | 1500 | 1600 | 1700 | 1800 | 1900 | 2000 | 2100 | 2200 | 2300 | |
|------|------|------|------|------|------|------|------|------|------|------|------|------|------|------|------|------|------|------|------|------|------|------|------|---|
| 4 | 2 | 1 | 11 | 3 | 15 | 23 | 55 | 83 | 76 | 61 | 97 | 115 | 96 | 85 | 145 | 149 | 200 | 71 | 26 | 11 | 9 | 8 | 11 | |
| 4 | 0 | 0 | 1 | 1 | 0 | 2 | 14 | 21 | 32 | 16 | 12 | 36 | 25 | 23 | 34 | 40 | 72 | 27 | 11 | 5 | 1 | 1 | 2 | 1 |
| 0 | 2 | 0 | 2 | 0 | 5 | 5 | 10 | 15 | 16 | 17 | 28 | 29 | 13 | 15 | 35 | 36 | 52 | 16 | 6 | 0 | 1 | 1 | 6 | 0 |
| 0 | 0 | 1 | 2 | 0 | 3 | 9 | 10 | 29 | 14 | 17 | 28 | 26 | 25 | 28 | 41 | 38 | 44 | 16 | 6 | 4 | 4 | 3 | 3 | 1 |
| 0 | 0 | 0 | 6 | 2 | 7 | 8 | 22 | 19 | 14 | 12 | 29 | 25 | 34 | 20 | 36 | 35 | 33 | 13 | 3 | 2 | 3 | 3 | 0 | 2 |

AM Peak 1130 - 1230 (121), AM PHF=0.85 PM Peak 1645 - 1745 (202), PM PHF=0.70

*** Thursday, February 15, 2024=1460, 15 minute drops**

| 0000 | 0100 | 0200 | 0300 | 0400 | 0500 | 0600 | 0700 | 0800 | 0900 | 1000 | 1100 | 1200 | 1300 | 1400 | 1500 | 1600 | 1700 | 1800 | 1900 | 2000 | 2100 | 2200 | 2300 | |
|------|------|------|------|------|------|------|------|------|------|------|------|------|------|------|------|------|------|------|------|------|------|------|------|---|
| 4 | 3 | 5 | 0 | 10 | 7 | 24 | 50 | 67 | 73 | 87 | 113 | 136 | 112 | 115 | 155 | 149 | 186 | 71 | 49 | 16 | 18 | 8 | 6 | |
| 1 | 3 | 2 | 0 | 2 | 1 | 3 | 10 | 15 | 17 | 14 | 17 | 52 | 29 | 35 | 43 | 39 | 53 | 22 | 11 | 5 | 3 | 0 | 1 | 3 |
| 0 | 0 | 0 | 0 | 6 | 0 | 7 | 11 | 14 | 25 | 29 | 29 | 24 | 23 | 26 | 42 | 43 | 48 | 22 | 12 | 5 | 4 | 3 | 4 | 0 |
| 1 | 0 | 2 | 0 | 2 | 2 | 6 | 16 | 19 | 9 | 18 | 37 | 34 | 36 | 27 | 40 | 30 | 53 | 16 | 15 | 3 | 2 | 5 | 0 | 0 |
| 2 | 0 | 1 | 0 | 1 | 4 | 9 | 14 | 20 | 23 | 27 | 31 | 27 | 25 | 27 | 30 | 38 | 33 | 11 | 12 | 3 | 9 | 0 | 1 | 0 |

AM Peak 1115 - 1215 (148), AM PHF=0.72 PM Peak 1645 - 1745 (191), PM PHF=0.90

*** Friday, February 16, 2024=1070, 15 minute drops**

| 0000 | 0100 | 0200 | 0300 | 0400 | 0500 | 0600 | 0700 | 0800 | 0900 | 1000 | 1100 | 1200 | 1300 | 1400 | 1500 | 1600 | 1700 | 1800 | 1900 | 2000 | 2100 | 2200 | 2300 | |
|------|------|------|------|------|------|------|------|------|------|------|------|------|------|------|------|------|------|------|------|------|------|------|------|---|
| 3 | 2 | 3 | 5 | 6 | 10 | 17 | 50 | 58 | 76 | 73 | 90 | 80 | 107 | 98 | 77 | 92 | 119 | 47 | 22 | 11 | 9 | 11 | 9 | |
| 3 | 1 | 0 | 1 | 4 | 3 | 3 | 11 | 17 | 23 | 9 | 31 | 28 | 23 | 33 | 19 | 18 | 42 | 16 | 6 | 1 | 2 | 3 | 2 | 0 |
| 0 | 0 | 1 | 0 | 0 | 1 | 5 | 14 | 12 | 20 | 18 | 21 | 20 | 25 | 13 | 19 | 24 | 31 | 20 | 6 | 2 | 2 | 2 | 4 | 1 |
| 0 | 0 | 2 | 1 | 0 | 3 | 4 | 9 | 14 | 20 | 28 | 19 | 13 | 22 | 24 | 25 | 31 | 25 | 4 | 5 | 6 | 3 | 5 | 1 | 1 |
| 0 | 1 | 0 | 3 | 2 | 3 | 5 | 17 | 16 | 14 | 18 | 19 | 20 | 37 | 29 | 15 | 20 | 21 | 8 | 5 | 2 | 2 | 1 | 2 | 1 |

AM Peak 1030 - 1130 (98), AM PHF=0.79 PM Peak 1630 - 1730 (123), PM PHF=0.73

*** Saturday, February 17, 2024=400, 15 minute drops**

| 0000 | 0100 | 0200 | 0300 | 0400 | 0500 | 0600 | 0700 | 0800 | 0900 | 1000 | 1100 | 1200 | 1300 | 1400 | 1500 | 1600 | 1700 | 1800 | 1900 | 2000 | 2100 | 2200 | 2300 | |
|------|------|------|------|------|------|------|------|------|------|------|------|------|------|------|------|------|------|------|------|------|------|------|------|---|
| 3 | 2 | 1 | 3 | 6 | 4 | 3 | 19 | 33 | 47 | 38 | 30 | 26 | 24 | 34 | 33 | 28 | 18 | 25 | 4 | 7 | 9 | 5 | 2 | |
| 0 | 2 | 1 | 3 | 1 | 2 | 1 | 1 | 9 | 8 | 12 | 4 | 13 | 7 | 8 | 10 | 9 | 3 | 7 | 2 | 1 | 3 | 1 | 0 | 2 |
| 1 | 0 | 0 | 0 | 0 | 0 | 0 | 3 | 8 | 14 | 8 | 13 | 5 | 6 | 8 | 7 | 9 | 6 | 9 | 2 | 2 | 3 | 2 | 0 | 0 |
| 1 | 0 | 0 | 0 | 0 | 0 | 5 | 6 | 14 | 12 | 5 | 6 | 7 | 10 | 12 | 4 | 6 | 6 | 0 | 1 | 1 | 2 | 0 | 1 | 1 |
| 1 | 0 | 0 | 0 | 5 | 2 | 2 | 10 | 10 | 12 | 7 | 8 | 3 | 4 | 8 | 4 | 6 | 3 | 3 | 0 | 3 | 2 | 0 | 0 | 1 |

AM Peak 0915 - 1015 (51), AM PHF=0.91 PM Peak 1445 - 1545 (37), PM PHF=0.77

Traffic Data Service -- San Jose, CA Event Counts

EventCount-845 -- English (ENU)

Datasets:

Site: **[4] SHORELINE BLVD BT LA AVENIDA AND PEAR AVE**
 Input A: 1 - North bound. - Lane= 0, Added to totals. (/2.000)
 Input B: 0 - Unused or unknown. - Lane= 0, Excluded from totals.
 Data type: Axle sensors - Separate (Count)

Profile:

Name: Default Profile
 Scheme: Count events divided by setup divisor
 Units: Non metric (ft, mi, ft/s, mph, lb, ton)

* Sunday, January 21, 2024=5816, 15 minute drops

| 0000 | 0100 | 0200 | 0300 | 0400 | 0500 | 0600 | 0700 | 0800 | 0900 | 1000 | 1100 | 1200 | 1300 | 1400 | 1500 | 1600 | 1700 | 1800 | 1900 | 2000 | 2100 | 2200 | 2300 |
|------|------|------|------|------|------|------|------|------|------|------|------|------|------|------|------|------|------|------|------|------|------|------|------|
| 69 | 36 | 18 | 38 | 37 | 87 | 84 | 145 | 233 | 357 | 456 | 449 | 478 | 531 | 504 | 440 | 440 | 346 | 276 | 278 | 177 | 179 | 109 | 53 |
| 22 | 6 | 2 | 9 | 8 | 11 | 21 | 31 | 61 | 66 | 155 | 105 | 115 | 101 | 113 | 122 | 107 | 89 | 71 | 83 | 47 | 28 | 36 | 18 |
| 14 | 9 | 6 | 12 | 7 | 12 | 18 | 30 | 51 | 66 | 118 | 110 | 115 | 148 | 133 | 114 | 132 | 80 | 67 | 69 | 46 | 34 | 20 | 13 |
| 19 | 10 | 7 | 8 | 9 | 25 | 18 | 38 | 50 | 81 | 103 | 126 | 121 | 140 | 118 | 105 | 108 | 77 | 57 | 60 | 43 | 59 | 31 | 12 |
| 14 | 11 | 4 | 10 | 13 | 40 | 27 | 47 | 72 | 145 | 81 | 109 | 128 | 143 | 140 | 100 | 94 | 101 | 81 | 67 | 41 | 58 | 23 | 11 |

AM Peak 0945 - 1045 (520), AM PHF=0.84 PM Peak 1315 - 1415 (543), PM PHF=0.92

* Monday, January 22, 2024=13034, 15 minute drops

| 0000 | 0100 | 0200 | 0300 | 0400 | 0500 | 0600 | 0700 | 0800 | 0900 | 1000 | 1100 | 1200 | 1300 | 1400 | 1500 | 1600 | 1700 | 1800 | 1900 | 2000 | 2100 | 2200 | 2300 |
|------|------|------|------|------|------|------|------|------|------|------|------|------|------|------|------|------|------|------|------|------|------|------|------|
| 43 | 30 | 40 | 53 | 199 | 586 | 867 | 986 | 1723 | 1667 | 1028 | 837 | 835 | 591 | 443 | 564 | 497 | 524 | 502 | 367 | 220 | 229 | 138 | 71 |
| 11 | 5 | 6 | 8 | 16 | 91 | 189 | 188 | 412 | 455 | 301 | 177 | 233 | 202 | 117 | 120 | 123 | 130 | 117 | 109 | 75 | 53 | 41 | 29 |
| 9 | 10 | 11 | 12 | 19 | 100 | 212 | 202 | 390 | 442 | 281 | 198 | 230 | 120 | 117 | 158 | 131 | 118 | 140 | 115 | 55 | 45 | 35 | 16 |
| 14 | 8 | 11 | 18 | 66 | 166 | 222 | 265 | 424 | 400 | 212 | 226 | 166 | 136 | 99 | 132 | 145 | 138 | 133 | 89 | 43 | 52 | 26 | 18 |
| 9 | 8 | 12 | 15 | 99 | 230 | 245 | 332 | 497 | 371 | 235 | 236 | 207 | 133 | 111 | 155 | 99 | 139 | 113 | 55 | 47 | 79 | 37 | 9 |

AM Peak 0830 - 0930 (1817), AM PHF=0.91 PM Peak 1200 - 1300 (835), PM PHF=0.90

* Tuesday, January 23, 2024=17779, 15 minute drops

| 0000 | 0100 | 0200 | 0300 | 0400 | 0500 | 0600 | 0700 | 0800 | 0900 | 1000 | 1100 | 1200 | 1300 | 1400 | 1500 | 1600 | 1700 | 1800 | 1900 | 2000 | 2100 | 2200 | 2300 |
|------|------|------|------|------|------|------|------|------|------|------|------|------|------|------|------|------|------|------|------|------|------|------|------|
| 43 | 28 | 41 | 58 | 235 | 668 | 920 | 1390 | 2164 | 2225 | 1735 | 1499 | 1240 | 784 | 550 | 679 | 691 | 706 | 827 | 530 | 255 | 275 | 168 | 74 |
| 9 | 4 | 9 | 12 | 20 | 94 | 214 | 283 | 507 | 543 | 531 | 350 | 351 | 206 | 143 | 152 | 194 | 176 | 191 | 168 | 65 | 65 | 55 | 18 |
| 16 | 7 | 6 | 14 | 30 | 136 | 188 | 271 | 551 | 571 | 473 | 377 | 322 | 203 | 141 | 185 | 160 | 158 | 240 | 144 | 69 | 56 | 50 | 16 |
| 14 | 8 | 15 | 12 | 65 | 163 | 229 | 383 | 549 | 546 | 376 | 390 | 258 | 192 | 133 | 162 | 174 | 197 | 186 | 121 | 66 | 52 | 38 | 23 |
| 5 | 10 | 12 | 20 | 121 | 275 | 289 | 453 | 557 | 566 | 356 | 383 | 310 | 184 | 135 | 181 | 163 | 177 | 210 | 98 | 56 | 102 | 26 | 17 |

AM Peak 0900 - 1000 (2225), AM PHF=0.98 PM Peak 1200 - 1300 (1240), PM PHF=0.88

* Wednesday, January 24, 2024=17055, 15 minute drops

| 0000 | 0100 | 0200 | 0300 | 0400 | 0500 | 0600 | 0700 | 0800 | 0900 | 1000 | 1100 | 1200 | 1300 | 1400 | 1500 | 1600 | 1700 | 1800 | 1900 | 2000 | 2100 | 2200 | 2300 |
|------|------|------|------|------|------|------|------|------|------|------|------|------|------|------|------|------|------|------|------|------|------|------|------|
| 34 | 27 | 37 | 64 | 256 | 658 | 998 | 1126 | 2004 | 2081 | 1924 | 1272 | 1011 | 736 | 545 | 709 | 624 | 831 | 878 | 465 | 267 | 283 | 161 | 71 |
| 14 | 3 | 8 | 7 | 23 | 97 | 241 | 209 | 468 | 530 | 525 | 316 | 289 | 200 | 149 | 140 | 142 | 200 | 220 | 156 | 63 | 59 | 49 | 21 |
| 8 | 11 | 8 | 12 | 36 | 118 | 257 | 243 | 508 | 538 | 504 | 332 | 260 | 191 | 121 | 215 | 181 | 202 | 242 | 120 | 80 | 56 | 40 | 17 |
| 7 | 7 | 6 | 22 | 68 | 166 | 254 | 289 | 494 | 483 | 473 | 299 | 244 | 148 | 101 | 170 | 133 | 214 | 218 | 108 | 60 | 58 | 37 | 17 |
| 5 | 7 | 16 | 23 | 130 | 278 | 247 | 385 | 534 | 531 | 423 | 325 | 219 | 198 | 175 | 185 | 168 | 215 | 199 | 82 | 65 | 112 | 36 | 17 |

AM Peak 0830 - 0930 (2095), AM PHF=0.97 PM Peak 1200 - 1300 (1011), PM PHF=0.87

* Thursday, January 25, 2024=17400, 15 minute drops

| 0000 | 0100 | 0200 | 0300 | 0400 | 0500 | 0600 | 0700 | 0800 | 0900 | 1000 | 1100 | 1200 | 1300 | 1400 | 1500 | 1600 | 1700 | 1800 | 1900 | 2000 | 2100 | 2200 | 2300 |
|------|------|------|------|------|------|------|------|------|------|------|------|------|------|------|------|------|------|------|------|------|------|------|------|
| 48 | 30 | 46 | 61 | 260 | 705 | 1067 | 1303 | 2091 | 2198 | 1710 | 1258 | 1062 | 700 | 589 | 767 | 717 | 818 | 823 | 391 | 258 | 276 | 157 | 72 |
| 9 | 10 | 7 | 7 | 23 | 105 | 243 | 251 | 505 | 548 | 499 | 281 | 274 | 180 | 144 | 167 | 182 | 211 | 191 | 118 | 77 | 59 | 58 | 23 |
| 10 | 8 | 11 | 13 | 34 | 123 | 269 | 307 | 521 | 567 | 486 | 317 | 270 | 183 | 156 | 194 | 197 | 184 | 211 | 114 | 60 | 66 | 48 | 14 |
| 15 | 8 | 11 | 15 | 73 | 172 | 277 | 305 | 524 | 559 | 346 | 343 | 262 | 166 | 146 | 199 | 178 | 212 | 208 | 98 | 63 | 62 | 25 | 17 |
| 14 | 5 | 17 | 26 | 130 | 306 | 279 | 441 | 542 | 525 | 380 | 317 | 257 | 172 | 144 | 209 | 161 | 211 | 214 | 61 | 59 | 89 | 27 | 18 |

AM Peak 0845 - 0945 (2215), AM PHF=0.98 PM Peak 1200 - 1300 (1062), PM PHF=0.97

* Friday, January 26, 2024=13929, 15 minute drops

| 0000 | 0100 | 0200 | 0300 | 0400 | 0500 | 0600 | 0700 | 0800 | 0900 | 1000 | 1100 | 1200 | 1300 | 1400 | 1500 | 1600 | 1700 | 1800 | 1900 | 2000 | 2100 | 2200 | 2300 |
|------|------|------|------|------|------|------|------|------|------|------|------|------|------|------|------|------|------|------|------|------|------|------|------|
| 61 | 31 | 38 | 70 | 227 | 619 | 919 | 897 | 1587 | 1384 | 1000 | 1137 | 1051 | 740 | 586 | 667 | 615 | 543 | 507 | 422 | 256 | 291 | 195 | 94 |
| 18 | 6 | 7 | 12 | 19 | 78 | 216 | 182 | 340 | 386 | 267 | 220 | 254 | 192 | 144 | 138 | 162 | 142 | 115 | 106 | 69 | 53 | 76 | 26 |
| 17 | 3 | 9 | 14 | 30 | 130 | 245 | 198 | 378 | 349 | 222 | 283 | 290 | 194 | 160 | 171 | 156 | 125 | 131 | 125 | 64 | 63 | 55 | 20 |
| 14 | 14 | 9 | 18 | 65 | 155 | 210 | 233 | 420 | 322 | 243 | 318 | 267 | 160 | 111 | 181 | 160 | 153 | 139 | 106 | 62 | 63 | 43 | 24 |
| 13 | 9 | 14 | 27 | 114 | 257 | 248 | 285 | 451 | 328 | 269 | 317 | 241 | 194 | 171 | 177 | 138 | 124 | 122 | 86 | 61 | 112 | 21 | 25 |

AM Peak 0815 - 0915 (1634), AM PHF=0.91 PM Peak 1200 - 1300 (1051), PM PHF=0.91

* Saturday, January 27, 2024=7027, 15 minute drops

| 0000 | 0100 | 0200 | 0300 | 0400 | 0500 | 0600 | 0700 | 0800 | 0900 | 1000 | 1100 | 1200 | 1300 | 1400 | 1500 | 1600 | 1700 | 1800 | 1900 | 2000 | 2100 | 2200 | 2300 |
|------|------|------|------|------|------|------|------|------|------|------|------|------|------|------|------|------|------|------|------|------|------|------|------|
| 58 | 40 | 28 | 34 | 66 | 161 | 188 | 215 | 286 | 399 | 490 | 464 | 486 | 581 | 537 | 604 | 545 | 321 | 418 | 354 | 188 | 288 | 194 | 90 |
| 20 | 7 | 6 | 9 | 12 | 23 | 43 | 41 | 58 | 65 | 118 | 110 | 131 | 147 | 114 | 179 | 152 | 93 | 73 | 129 | 49 | 67 | 75 | 21 |
| 14 | 14 | 8 | 5 | 17 | 20 | 43 | 57 | 70 | 78 | 117 | 121 | 117 | 124 | 136 | 132 | 140 | 76 | 94 | 100 | 44 | 58 | 45 | 36 |
| 12 | 10 | 3 | 12 | 17 | 52 | 51 | 60 | 71 | 106 | 116 | 98 | 111 | 152 | 138 | 147 | 131 | 75 | 110 | 72 | 40 | 66 | 39 | 19 |
| 13 | 9 | 11 | 8 | 20 | 67 | 51 | 57 | 88 | 151 | 140 | 135 | 128 | 159 | 150 | 147 | 122 | 77 | 142 | 53 | 55 | 98 | 35 | 15 |

AM Peak 0945 - 1045 (501), AM PHF=0.83 PM Peak 1445 - 1545 (607), PM PHF=0.85

* Sunday, January 28, 2024=6611, 15 minute drops

Table with 25 columns (0000-2300) and 4 rows of data for Sunday, January 28, 2024. Peak values are AM Peak 0945 - 1045 (614), AM PHF=0.77, PM Peak 1330 - 1430 (662), PM PHF=0.87.

* Monday, January 29, 2024=13851, 15 minute drops

Table with 25 columns (0000-2300) and 4 rows of data for Monday, January 29, 2024. Peak values are AM Peak 0830 - 0930 (1911), AM PHF=0.93, PM Peak 1200 - 1300 (904), PM PHF=0.93.

* Tuesday, January 30, 2024=17260, 15 minute drops

Table with 25 columns (0000-2300) and 4 rows of data for Tuesday, January 30, 2024. Peak values are AM Peak 0900 - 1000 (2190), AM PHF=0.97, PM Peak 1200 - 1300 (1083), PM PHF=0.75.

* Wednesday, January 31, 2024=16173, 15 minute drops

Table with 25 columns (0000-2300) and 4 rows of data for Wednesday, January 31, 2024. Peak values are AM Peak 0845 - 0945 (2156), AM PHF=0.96, PM Peak 1200 - 1300 (939), PM PHF=0.93.

* Thursday, February 1, 2024=16520, 15 minute drops

Table with 25 columns (0000-2300) and 4 rows of data for Thursday, February 1, 2024. Peak values are AM Peak 0900 - 1000 (2109), AM PHF=0.97, PM Peak 1200 - 1300 (1004), PM PHF=0.95.

* Friday, February 2, 2024=13986, 15 minute drops

Table with 25 columns (0000-2300) and 4 rows of data for Friday, February 2, 2024. Peak values are AM Peak 0815 - 0915 (1666), AM PHF=0.89, PM Peak 1200 - 1300 (1161), PM PHF=0.84.

* Saturday, February 3, 2024=6953, 15 minute drops

Table with 25 columns (0000-2300) and 4 rows of data for Saturday, February 3, 2024. Peak values are AM Peak 1030 - 1130 (522), AM PHF=0.93, PM Peak 1400 - 1500 (578), PM PHF=0.96.

Traffic Data Service -- San Jose, CA Event Counts

EventCount-869 -- English (ENU)

Datasets:

Site: [4] SHORELINE BLVD BT LA AVENIDA AND PEAR AVE
Input A: 1 - North bound. - Lane= 0, Added to totals. (/2.000)
Input B: 0 - Unused or unknown. - Lane= 0, Excluded from totals.
Data type: Axle sensors - Separate (Count)

Profile:

Name: Default Profile
Scheme: Count events divided by setup divisor
Units: Non metric (ft, mi, ft/s, mph, lb, ton)

* Sunday, February 11, 2024=5466, 15 minute drops

| 0000 | 0100 | 0200 | 0300 | 0400 | 0500 | 0600 | 0700 | 0800 | 0900 | 1000 | 1100 | 1200 | 1300 | 1400 | 1500 | 1600 | 1700 | 1800 | 1900 | 2000 | 2100 | 2200 | 2300 |
|------|------|------|------|------|------|------|------|------|------|------|------|------|------|------|------|------|------|------|------|------|------|------|------|
| 45 | 46 | 24 | 29 | 51 | 107 | 73 | 147 | 203 | 352 | 459 | 427 | 414 | 481 | 510 | 469 | 332 | 308 | 217 | 170 | 227 | 213 | 100 | 67 |
| 11 | 14 | 4 | 6 | 11 | 17 | 15 | 28 | 57 | 66 | 144 | 110 | 103 | 108 | 106 | 128 | 67 | 81 | 61 | 33 | 62 | 50 | 30 | 22 |
| 13 | 15 | 5 | 5 | 10 | 23 | 17 | 28 | 36 | 68 | 117 | 110 | 82 | 114 | 125 | 108 | 88 | 83 | 51 | 42 | 47 | 37 | 29 | 18 |
| 10 | 8 | 7 | 4 | 15 | 28 | 18 | 34 | 51 | 84 | 100 | 96 | 111 | 111 | 136 | 113 | 89 | 78 | 47 | 51 | 65 | 63 | 26 | 14 |
| 12 | 10 | 8 | 15 | 15 | 39 | 23 | 57 | 60 | 135 | 99 | 112 | 119 | 149 | 144 | 120 | 90 | 67 | 58 | 45 | 53 | 64 | 16 | 14 |

AM Peak 0945 - 1045 (495), AM PHF=0.86 PM Peak 1415 - 1515 (532), PM PHF=0.92

* Monday, February 12, 2024=13119, 15 minute drops

| 0000 | 0100 | 0200 | 0300 | 0400 | 0500 | 0600 | 0700 | 0800 | 0900 | 1000 | 1100 | 1200 | 1300 | 1400 | 1500 | 1600 | 1700 | 1800 | 1900 | 2000 | 2100 | 2200 | 2300 |
|------|------|------|------|------|------|------|------|------|------|------|------|------|------|------|------|------|------|------|------|------|------|------|------|
| 46 | 32 | 40 | 62 | 225 | 655 | 945 | 918 | 1682 | 1548 | 1044 | 896 | 843 | 616 | 428 | 577 | 506 | 569 | 528 | 341 | 207 | 231 | 119 | 69 |
| 10 | 9 | 8 | 6 | 13 | 90 | 228 | 184 | 359 | 431 | 282 | 201 | 224 | 158 | 92 | 139 | 131 | 140 | 145 | 97 | 47 | 42 | 37 | 21 |
| 18 | 12 | 9 | 13 | 31 | 133 | 253 | 194 | 387 | 389 | 257 | 213 | 249 | 158 | 121 | 154 | 143 | 136 | 127 | 105 | 57 | 51 | 38 | 17 |
| 14 | 7 | 7 | 27 | 71 | 155 | 214 | 232 | 446 | 356 | 266 | 231 | 184 | 153 | 101 | 137 | 119 | 150 | 132 | 78 | 46 | 47 | 16 | 14 |
| 4 | 5 | 16 | 16 | 111 | 277 | 250 | 308 | 490 | 373 | 239 | 251 | 187 | 147 | 115 | 147 | 114 | 144 | 125 | 62 | 58 | 91 | 29 | 15 |

AM Peak 0830 - 0930 (1756), AM PHF=0.90 PM Peak 1200 - 1300 (843), PM PHF=0.85

* Tuesday, February 13, 2024=17178, 15 minute drops

| 0000 | 0100 | 0200 | 0300 | 0400 | 0500 | 0600 | 0700 | 0800 | 0900 | 1000 | 1100 | 1200 | 1300 | 1400 | 1500 | 1600 | 1700 | 1800 | 1900 | 2000 | 2100 | 2200 | 2300 |
|------|------|------|------|------|------|------|------|------|------|------|------|------|------|------|------|------|------|------|------|------|------|------|------|
| 51 | 25 | 39 | 86 | 246 | 693 | 1184 | 1233 | 2132 | 2172 | 1725 | 1290 | 991 | 727 | 558 | 694 | 690 | 700 | 711 | 466 | 281 | 267 | 151 | 71 |
| 14 | 5 | 9 | 16 | 26 | 90 | 261 | 242 | 510 | 542 | 536 | 402 | 268 | 201 | 145 | 157 | 188 | 180 | 173 | 133 | 88 | 51 | 54 | 23 |
| 10 | 9 | 8 | 10 | 25 | 149 | 283 | 291 | 529 | 539 | 443 | 296 | 240 | 197 | 147 | 178 | 167 | 167 | 191 | 114 | 69 | 60 | 33 | 13 |
| 14 | 7 | 10 | 31 | 73 | 186 | 310 | 302 | 547 | 549 | 333 | 303 | 229 | 150 | 108 | 176 | 169 | 169 | 182 | 118 | 57 | 67 | 35 | 20 |
| 13 | 5 | 13 | 29 | 123 | 269 | 331 | 399 | 546 | 543 | 414 | 289 | 254 | 180 | 159 | 184 | 168 | 185 | 165 | 102 | 67 | 90 | 30 | 16 |

AM Peak 0845 - 0945 (2175), AM PHF=0.99 PM Peak 1200 - 1300 (991), PM PHF=0.92

* Wednesday, February 14, 2024=17630, 15 minute drops

| 0000 | 0100 | 0200 | 0300 | 0400 | 0500 | 0600 | 0700 | 0800 | 0900 | 1000 | 1100 | 1200 | 1300 | 1400 | 1500 | 1600 | 1700 | 1800 | 1900 | 2000 | 2100 | 2200 | 2300 |
|------|------|------|------|------|------|------|------|------|------|------|------|------|------|------|------|------|------|------|------|------|------|------|------|
| 37 | 22 | 42 | 85 | 268 | 712 | 1175 | 1169 | 2121 | 2158 | 1704 | 1285 | 974 | 749 | 510 | 709 | 728 | 825 | 851 | 583 | 336 | 319 | 183 | 89 |
| 10 | 4 | 8 | 10 | 24 | 108 | 264 | 214 | 508 | 551 | 468 | 337 | 259 | 205 | 131 | 158 | 207 | 221 | 192 | 193 | 102 | 68 | 63 | 21 |
| 7 | 10 | 14 | 19 | 36 | 157 | 264 | 245 | 551 | 566 | 413 | 331 | 271 | 189 | 121 | 192 | 166 | 214 | 203 | 162 | 87 | 62 | 51 | 31 |
| 10 | 5 | 8 | 28 | 81 | 150 | 293 | 322 | 524 | 510 | 366 | 280 | 238 | 162 | 122 | 160 | 164 | 189 | 218 | 127 | 66 | 86 | 35 | 16 |
| 10 | 4 | 12 | 29 | 128 | 297 | 355 | 390 | 539 | 533 | 457 | 338 | 207 | 193 | 137 | 199 | 192 | 202 | 239 | 102 | 82 | 104 | 35 | 22 |

AM Peak 0830 - 0930 (2179), AM PHF=0.96 PM Peak 1200 - 1300 (974), PM PHF=0.90

* Thursday, February 15, 2024=16869, 15 minute drops

| 0000 | 0100 | 0200 | 0300 | 0400 | 0500 | 0600 | 0700 | 0800 | 0900 | 1000 | 1100 | 1200 | 1300 | 1400 | 1500 | 1600 | 1700 | 1800 | 1900 | 2000 | 2100 | 2200 | 2300 |
|------|------|------|------|------|------|------|------|------|------|------|------|------|------|------|------|------|------|------|------|------|------|------|------|
| 50 | 33 | 44 | 79 | 235 | 704 | 1054 | 1257 | 2105 | 2083 | 1723 | 1196 | 969 | 780 | 580 | 637 | 673 | 778 | 653 | 461 | 256 | 293 | 153 | 79 |
| 18 | 10 | 8 | 12 | 14 | 112 | 230 | 252 | 470 | 528 | 448 | 296 | 274 | 186 | 156 | 155 | 139 | 194 | 148 | 123 | 83 | 51 | 54 | 25 |
| 10 | 6 | 15 | 21 | 37 | 128 | 252 | 270 | 565 | 549 | 472 | 297 | 264 | 203 | 142 | 152 | 181 | 172 | 174 | 139 | 58 | 52 | 50 | 18 |
| 10 | 8 | 9 | 22 | 69 | 181 | 257 | 292 | 540 | 498 | 378 | 311 | 225 | 193 | 120 | 144 | 167 | 214 | 156 | 107 | 45 | 95 | 26 | 22 |
| 13 | 10 | 13 | 24 | 116 | 283 | 315 | 444 | 531 | 509 | 426 | 293 | 207 | 199 | 163 | 186 | 187 | 199 | 176 | 93 | 71 | 95 | 24 | 16 |

AM Peak 0815 - 0915 (2163), AM PHF=0.96 PM Peak 1200 - 1300 (969), PM PHF=0.89

* Friday, February 16, 2024=13199, 15 minute drops

| 0000 | 0100 | 0200 | 0300 | 0400 | 0500 | 0600 | 0700 | 0800 | 0900 | 1000 | 1100 | 1200 | 1300 | 1400 | 1500 | 1600 | 1700 | 1800 | 1900 | 2000 | 2100 | 2200 | 2300 |
|------|------|------|------|------|------|------|------|------|------|------|------|------|------|------|------|------|------|------|------|------|------|------|------|
| 40 | 40 | 51 | 81 | 235 | 617 | 803 | 854 | 1444 | 1166 | 968 | 1154 | 1095 | 685 | 586 | 642 | 525 | 554 | 443 | 403 | 282 | 289 | 158 | 88 |
| 12 | 6 | 12 | 18 | 25 | 68 | 206 | 179 | 310 | 312 | 247 | 217 | 342 | 208 | 129 | 147 | 136 | 150 | 129 | 105 | 74 | 63 | 62 | 28 |
| 7 | 11 | 8 | 18 | 37 | 122 | 213 | 180 | 355 | 300 | 242 | 286 | 258 | 185 | 135 | 176 | 146 | 157 | 116 | 108 | 73 | 79 | 38 | 27 |
| 10 | 14 | 14 | 21 | 62 | 164 | 185 | 198 | 381 | 253 | 223 | 318 | 243 | 136 | 158 | 170 | 122 | 107 | 95 | 98 | 56 | 61 | 32 | 16 |
| 11 | 9 | 18 | 26 | 111 | 264 | 200 | 298 | 399 | 301 | 257 | 334 | 253 | 156 | 165 | 150 | 121 | 141 | 105 | 92 | 80 | 87 | 27 | 18 |

AM Peak 0815 - 0915 (1446), AM PHF=0.91 PM Peak 1200 - 1300 (1095), PM PHF=0.80

* Saturday, February 17, 2024=5686, 15 minute drops

| 0000 | 0100 | 0200 | 0300 | 0400 | 0500 | 0600 | 0700 | 0800 | 0900 | 1000 | 1100 | 1200 | 1300 | 1400 | 1500 | 1600 | 1700 | 1800 | 1900 | 2000 | 2100 | 2200 | 2300 |
|------|------|------|------|------|------|------|------|------|------|------|------|------|------|------|------|------|------|------|------|------|------|------|------|
| 56 | 46 | 30 | 44 | 55 | 117 | 120 | 159 | 213 | 248 | 327 | 366 | 394 | 502 | 480 | 428 | 408 | 339 | 354 | 305 | 212 | 253 | 155 | 80 |
| 19 | 9 | 7 | 8 | 6 | 8 | 28 | 36 | 45 | 49 | 73 | 108 | 84 | 81 | 116 | 102 | 104 | 94 | 86 | 94 | 54 | 64 | 60 | 22 |
| 15 | 11 | 4 | 14 | 14 | 26 | 30 | 39 | 56 | 53 | 88 | 78 | 90 | 128 | 119 | 116 | 101 | 75 | 86 | 89 | 64 | 62 | 43 | 23 |
| 15 | 10 | 8 | 12 | 15 | 48 | 32 | 34 | 52 | 65 | 71 | 87 | 120 | 143 | 121 | 121 | 124 | 82 | 94 | 63 | 48 | 64 | 27 | 16 |
| 7 | 16 | 12 | 10 | 21 | 35 | 30 | 50 | 60 | 81 | 96 | 95 | 101 | 150 | 125 | 90 | 79 | 89 | 88 | 60 | 46 | 64 | 26 | 19 |

AM Peak 1145 - 1245 (388), AM PHF=0.81 PM Peak 1315 - 1415 (537), PM PHF=0.90

Traffic Data Service -- San Jose, CA Event Counts

EventCount-846 -- English (ENU)

Datasets:

Site: [4] SHORELINE BLVD BT LA AVENIDA AND PEAR AVE
Input A: 3 - South bound. - Lane= 0, Added to totals. (/2.000)
Input B: 0 - Unused or unknown. - Lane= 0, Excluded from totals.
Data type: Axle sensors - Separate (Count)

Profile:

Name: Default Profile
Scheme: Count events divided by setup divisor
Units: Non metric (ft, mi, ft/s, mph, lb, ton)

* **Sunday, January 21, 2024=4732, 15 minute drops**

| 0000 | 0100 | 0200 | 0300 | 0400 | 0500 | 0600 | 0700 | 0800 | 0900 | 1000 | 1100 | 1200 | 1300 | 1400 | 1500 | 1600 | 1700 | 1800 | 1900 | 2000 | 2100 | 2200 | 2300 |
|------|------|------|------|------|------|------|------|------|------|------|------|------|------|------|------|------|------|------|------|------|------|------|------|
| 94 | 50 | 22 | 20 | 21 | 31 | 58 | 44 | 96 | 149 | 193 | 376 | 439 | 373 | 407 | 418 | 409 | 473 | 317 | 193 | 149 | 208 | 142 | 55 |
| 34 | 26 | 12 | 3 | 9 | 6 | 12 | 15 | 24 | 38 | 51 | 73 | 119 | 100 | 105 | 83 | 105 | 124 | 85 | 60 | 36 | 37 | 45 | 18 |
| 21 | 10 | 5 | 5 | 6 | 4 | 14 | 7 | 17 | 38 | 49 | 100 | 105 | 88 | 98 | 105 | 86 | 116 | 72 | 57 | 33 | 38 | 30 | 16 |
| 21 | 7 | 3 | 7 | 3 | 14 | 23 | 9 | 27 | 34 | 41 | 117 | 97 | 88 | 105 | 87 | 98 | 131 | 61 | 38 | 38 | 76 | 42 | 12 |
| 18 | 7 | 2 | 5 | 3 | 7 | 10 | 13 | 28 | 39 | 52 | 86 | 118 | 97 | 100 | 143 | 120 | 102 | 99 | 38 | 42 | 57 | 25 | 9 |

AM Peak 1130 - 1230 (426), AM PHF=0.89 PM Peak 1645 - 1745 (491), PM PHF=0.94

* **Monday, January 22, 2024=9861, 15 minute drops**

| 0000 | 0100 | 0200 | 0300 | 0400 | 0500 | 0600 | 0700 | 0800 | 0900 | 1000 | 1100 | 1200 | 1300 | 1400 | 1500 | 1600 | 1700 | 1800 | 1900 | 2000 | 2100 | 2200 | 2300 |
|------|------|------|------|------|------|------|------|------|------|------|------|------|------|------|------|------|------|------|------|------|------|------|------|
| 52 | 25 | 62 | 12 | 28 | 85 | 167 | 254 | 327 | 393 | 408 | 335 | 511 | 671 | 808 | 1117 | 1082 | 1156 | 762 | 666 | 374 | 299 | 183 | 89 |
| 13 | 9 | 6 | 5 | 5 | 15 | 22 | 43 | 73 | 114 | 97 | 84 | 117 | 141 | 185 | 324 | 272 | 330 | 205 | 219 | 124 | 92 | 53 | 27 |
| 12 | 5 | 9 | 1 | 8 | 18 | 26 | 47 | 76 | 86 | 110 | 58 | 128 | 171 | 165 | 219 | 256 | 298 | 176 | 168 | 100 | 53 | 45 | 28 |
| 19 | 7 | 38 | 3 | 7 | 22 | 63 | 67 | 91 | 108 | 98 | 83 | 141 | 204 | 265 | 334 | 267 | 279 | 191 | 152 | 101 | 97 | 52 | 23 |
| 8 | 4 | 9 | 3 | 8 | 32 | 57 | 98 | 88 | 85 | 104 | 111 | 126 | 156 | 194 | 240 | 288 | 250 | 190 | 127 | 50 | 58 | 33 | 11 |

AM Peak 1145 - 1245 (496), AM PHF=0.88 PM Peak 1645 - 1745 (1194), PM PHF=0.91

* **Tuesday, January 23, 2024=14504, 15 minute drops**

| 0000 | 0100 | 0200 | 0300 | 0400 | 0500 | 0600 | 0700 | 0800 | 0900 | 1000 | 1100 | 1200 | 1300 | 1400 | 1500 | 1600 | 1700 | 1800 | 1900 | 2000 | 2100 | 2200 | 2300 |
|------|------|------|------|------|------|------|------|------|------|------|------|------|------|------|------|------|------|------|------|------|------|------|------|
| 61 | 45 | 55 | 14 | 54 | 103 | 183 | 276 | 372 | 436 | 520 | 489 | 628 | 855 | 1174 | 1660 | 1745 | 1806 | 1402 | 1162 | 544 | 599 | 225 | 101 |
| 20 | 22 | 5 | 2 | 10 | 17 | 35 | 46 | 78 | 111 | 114 | 125 | 153 | 199 | 271 | 404 | 421 | 453 | 390 | 364 | 195 | 127 | 83 | 28 |
| 8 | 5 | 10 | 6 | 1 | 16 | 44 | 67 | 101 | 97 | 119 | 99 | 149 | 202 | 266 | 381 | 408 | 487 | 341 | 306 | 136 | 137 | 64 | 27 |
| 22 | 11 | 32 | 4 | 29 | 30 | 64 | 66 | 94 | 110 | 149 | 120 | 163 | 241 | 347 | 439 | 427 | 441 | 332 | 270 | 113 | 202 | 53 | 26 |
| 11 | 7 | 8 | 2 | 14 | 40 | 41 | 98 | 100 | 118 | 139 | 146 | 163 | 214 | 290 | 437 | 489 | 426 | 339 | 222 | 100 | 134 | 26 | 21 |

AM Peak 1145 - 1245 (611), AM PHF=0.94 PM Peak 1645 - 1745 (1870), PM PHF=0.96

* **Wednesday, January 24, 2024=13887, 15 minute drops**

| 0000 | 0100 | 0200 | 0300 | 0400 | 0500 | 0600 | 0700 | 0800 | 0900 | 1000 | 1100 | 1200 | 1300 | 1400 | 1500 | 1600 | 1700 | 1800 | 1900 | 2000 | 2100 | 2200 | 2300 |
|------|------|------|------|------|------|------|------|------|------|------|------|------|------|------|------|------|------|------|------|------|------|------|------|
| 98 | 58 | 62 | 17 | 59 | 95 | 196 | 324 | 339 | 408 | 421 | 437 | 595 | 839 | 1069 | 1486 | 1732 | 1709 | 1306 | 1024 | 580 | 614 | 321 | 103 |
| 29 | 26 | 14 | 6 | 9 | 14 | 27 | 61 | 81 | 96 | 106 | 103 | 138 | 193 | 230 | 405 | 410 | 427 | 391 | 332 | 193 | 181 | 86 | 34 |
| 20 | 12 | 14 | 5 | 6 | 18 | 57 | 75 | 90 | 98 | 96 | 86 | 141 | 179 | 241 | 318 | 423 | 470 | 321 | 260 | 148 | 178 | 100 | 29 |
| 21 | 10 | 26 | 3 | 28 | 26 | 65 | 97 | 82 | 93 | 118 | 125 | 161 | 247 | 334 | 355 | 429 | 420 | 303 | 214 | 125 | 153 | 81 | 23 |
| 29 | 10 | 8 | 3 | 16 | 38 | 48 | 91 | 87 | 122 | 101 | 124 | 156 | 221 | 265 | 409 | 471 | 393 | 293 | 219 | 114 | 102 | 54 | 17 |

AM Peak 1145 - 1245 (563), AM PHF=0.88 PM Peak 1630 - 1730 (1796), PM PHF=0.95

* **Thursday, January 25, 2024=13950, 15 minute drops**

| 0000 | 0100 | 0200 | 0300 | 0400 | 0500 | 0600 | 0700 | 0800 | 0900 | 1000 | 1100 | 1200 | 1300 | 1400 | 1500 | 1600 | 1700 | 1800 | 1900 | 2000 | 2100 | 2200 | 2300 |
|------|------|------|------|------|------|------|------|------|------|------|------|------|------|------|------|------|------|------|------|------|------|------|------|
| 82 | 46 | 56 | 17 | 68 | 121 | 198 | 333 | 388 | 392 | 427 | 495 | 694 | 886 | 1193 | 1494 | 1688 | 1773 | 1267 | 1072 | 534 | 390 | 220 | 121 |
| 21 | 19 | 9 | 5 | 6 | 20 | 41 | 33 | 106 | 89 | 90 | 93 | 157 | 196 | 242 | 388 | 388 | 446 | 365 | 329 | 162 | 104 | 77 | 41 |
| 17 | 15 | 11 | 5 | 12 | 30 | 47 | 74 | 88 | 101 | 100 | 124 | 168 | 201 | 258 | 360 | 447 | 475 | 311 | 274 | 140 | 94 | 41 | 41 |
| 17 | 4 | 30 | 4 | 36 | 36 | 67 | 125 | 95 | 112 | 139 | 123 | 180 | 259 | 383 | 392 | 408 | 429 | 308 | 256 | 122 | 109 | 67 | 18 |
| 27 | 8 | 6 | 3 | 14 | 36 | 43 | 102 | 100 | 90 | 99 | 155 | 190 | 231 | 311 | 354 | 445 | 424 | 284 | 214 | 110 | 84 | 37 | 21 |

AM Peak 1145 - 1245 (659), AM PHF=0.92 PM Peak 1645 - 1745 (1795), PM PHF=0.94

* **Friday, January 26, 2024=11042, 15 minute drops**

| 0000 | 0100 | 0200 | 0300 | 0400 | 0500 | 0600 | 0700 | 0800 | 0900 | 1000 | 1100 | 1200 | 1300 | 1400 | 1500 | 1600 | 1700 | 1800 | 1900 | 2000 | 2100 | 2200 | 2300 |
|------|------|------|------|------|------|------|------|------|------|------|------|------|------|------|------|------|------|------|------|------|------|------|------|
| 84 | 51 | 67 | 25 | 70 | 115 | 210 | 289 | 321 | 392 | 394 | 473 | 767 | 1098 | 1101 | 1199 | 1085 | 1088 | 726 | 482 | 260 | 400 | 252 | 99 |
| 17 | 25 | 12 | 4 | 11 | 19 | 31 | 50 | 76 | 103 | 97 | 95 | 177 | 236 | 259 | 328 | 253 | 274 | 214 | 173 | 80 | 81 | 77 | 24 |
| 24 | 12 | 11 | 6 | 4 | 31 | 57 | 65 | 77 | 100 | 105 | 110 | 179 | 268 | 210 | 258 | 305 | 320 | 173 | 109 | 79 | 81 | 71 | 32 |
| 26 | 5 | 33 | 6 | 34 | 30 | 67 | 97 | 91 | 89 | 94 | 124 | 198 | 294 | 354 | 346 | 260 | 247 | 186 | 106 | 52 | 133 | 72 | 26 |
| 17 | 9 | 11 | 9 | 21 | 36 | 55 | 77 | 78 | 101 | 99 | 144 | 214 | 301 | 278 | 267 | 267 | 248 | 154 | 95 | 50 | 106 | 33 | 17 |

AM Peak 1145 - 1245 (698), AM PHF=0.88 PM Peak 1430 - 1530 (1218), PM PHF=0.86

* **Saturday, January 27, 2024=5675, 15 minute drops**

| 0000 | 0100 | 0200 | 0300 | 0400 | 0500 | 0600 | 0700 | 0800 | 0900 | 1000 | 1100 | 1200 | 1300 | 1400 | 1500 | 1600 | 1700 | 1800 | 1900 | 2000 | 2100 | 2200 | 2300 |
|------|------|------|------|------|------|------|------|------|------|------|------|------|------|------|------|------|------|------|------|------|------|------|------|
| 123 | 96 | 41 | 19 | 28 | 34 | 88 | 54 | 107 | 212 | 248 | 334 | 402 | 422 | 454 | 525 | 548 | 453 | 396 | 214 | 197 | 362 | 217 | 103 |
| 14 | 55 | 13 | 4 | 12 | 11 | 9 | 13 | 15 | 30 | 63 | 96 | 99 | 112 | 137 | 139 | 156 | 123 | 105 | 82 | 58 | 35 | 76 | 30 |
| 26 | 21 | 11 | 6 | 7 | 8 | 24 | 12 | 28 | 58 | 59 | 70 | 88 | 86 | 104 | 129 | 160 | 129 | 116 | 57 | 44 | 87 | 50 | 25 |
| 46 | 15 | 16 | 5 | 6 | 9 | 38 | 17 | 26 | 66 | 57 | 96 | 104 | 118 | 101 | 130 | 107 | 107 | 96 | 40 | 54 | 112 | 51 | 21 |
| 37 | 5 | 1 | 4 | 3 | 6 | 18 | 12 | 38 | 59 | 69 | 74 | 112 | 108 | 113 | 127 | 126 | 95 | 80 | 37 | 41 | 129 | 40 | 27 |

AM Peak 1145 - 1245 (364), AM PHF=0.88 PM Peak 1530 - 1630 (572), PM PHF=0.90

* Sunday, January 28, 2024=5331, 15 minute drops

| 0000 | 0100 | 0200 | 0300 | 0400 | 0500 | 0600 | 0700 | 0800 | 0900 | 1000 | 1100 | 1200 | 1300 | 1400 | 1500 | 1600 | 1700 | 1800 | 1900 | 2000 | 2100 | 2200 | 2300 |
|------|------|------|------|------|------|------|------|------|------|------|------|------|------|------|------|------|------|------|------|------|------|------|------|
| 116 | 62 | 16 | 16 | 17 | 26 | 66 | 42 | 106 | 161 | 243 | 409 | 448 | 415 | 409 | 447 | 465 | 575 | 463 | 231 | 174 | 217 | 139 | 74 |
| 30 | 43 | 6 | 5 | 9 | 3 | 11 | 4 | 21 | 44 | 57 | 71 | 97 | 120 | 90 | 136 | 120 | 144 | 115 | 95 | 47 | 51 | 36 | 20 |
| 29 | 9 | 5 | 1 | 3 | 5 | 22 | 13 | 28 | 32 | 42 | 99 | 128 | 107 | 101 | 92 | 114 | 134 | 113 | 50 | 40 | 41 | 36 | 12 |
| 35 | 6 | 3 | 5 | 1 | 4 | 27 | 14 | 22 | 42 | 63 | 113 | 100 | 115 | 123 | 108 | 99 | 140 | 93 | 48 | 38 | 66 | 46 | 19 |
| 22 | 5 | 2 | 5 | 4 | 14 | 7 | 11 | 35 | 44 | 82 | 126 | 124 | 74 | 96 | 112 | 132 | 158 | 143 | 38 | 49 | 59 | 21 | 23 |

AM Peak 1130 - 1230 (463), AM PHF=0.90 PM Peak 1700 - 1800 (575), PM PHF=0.91

* Monday, January 29, 2024=10434, 15 minute drops

| 0000 | 0100 | 0200 | 0300 | 0400 | 0500 | 0600 | 0700 | 0800 | 0900 | 1000 | 1100 | 1200 | 1300 | 1400 | 1500 | 1600 | 1700 | 1800 | 1900 | 2000 | 2100 | 2200 | 2300 |
|------|------|------|------|------|------|------|------|------|------|------|------|------|------|------|------|------|------|------|------|------|------|------|------|
| 67 | 36 | 56 | 21 | 41 | 97 | 182 | 272 | 338 | 401 | 243 | 409 | 560 | 754 | 921 | 1155 | 1084 | 1215 | 821 | 692 | 355 | 317 | 177 | 83 |
| 22 | 12 | 1 | 3 | 7 | 12 | 23 | 51 | 62 | 98 | 89 | 85 | 116 | 186 | 219 | 312 | 245 | 309 | 244 | 238 | 118 | 76 | 60 | 28 |
| 19 | 10 | 8 | 6 | 10 | 16 | 45 | 44 | 83 | 106 | 89 | 98 | 149 | 174 | 197 | 239 | 261 | 356 | 198 | 160 | 95 | 74 | 36 | 24 |
| 15 | 3 | 31 | 7 | 14 | 33 | 64 | 86 | 106 | 101 | 98 | 116 | 149 | 218 | 280 | 332 | 283 | 286 | 188 | 163 | 69 | 90 | 54 | 16 |
| 11 | 11 | 16 | 5 | 10 | 36 | 50 | 91 | 88 | 97 | 103 | 119 | 147 | 177 | 226 | 272 | 295 | 265 | 192 | 132 | 73 | 78 | 28 | 15 |

AM Peak 1145 - 1245 (531), AM PHF=0.89 PM Peak 1645 - 1745 (1245), PM PHF=0.88

* Tuesday, January 30, 2024=13603, 15 minute drops

| 0000 | 0100 | 0200 | 0300 | 0400 | 0500 | 0600 | 0700 | 0800 | 0900 | 1000 | 1100 | 1200 | 1300 | 1400 | 1500 | 1600 | 1700 | 1800 | 1900 | 2000 | 2100 | 2200 | 2300 |
|------|------|------|------|------|------|------|------|------|------|------|------|------|------|------|------|------|------|------|------|------|------|------|------|
| 67 | 39 | 68 | 23 | 60 | 112 | 190 | 306 | 344 | 384 | 464 | 448 | 618 | 833 | 1112 | 1550 | 1636 | 1662 | 1273 | 1089 | 462 | 495 | 256 | 117 |
| 15 | 10 | 8 | 6 | 7 | 20 | 25 | 43 | 81 | 115 | 116 | 90 | 138 | 193 | 265 | 426 | 395 | 423 | 353 | 377 | 159 | 109 | 87 | 38 |
| 17 | 8 | 11 | 5 | 7 | 27 | 51 | 81 | 91 | 85 | 107 | 104 | 161 | 182 | 215 | 329 | 417 | 443 | 313 | 285 | 123 | 101 | 44 | 31 |
| 10 | 11 | 33 | 8 | 27 | 33 | 71 | 84 | 81 | 88 | 133 | 121 | 152 | 254 | 355 | 418 | 394 | 410 | 332 | 238 | 96 | 154 | 75 | 27 |
| 25 | 10 | 16 | 4 | 19 | 33 | 44 | 100 | 92 | 97 | 108 | 134 | 168 | 205 | 277 | 378 | 431 | 387 | 276 | 189 | 85 | 133 | 50 | 22 |

AM Peak 1145 - 1245 (584), AM PHF=0.91 PM Peak 1645 - 1745 (1706), PM PHF=0.96

* Wednesday, January 31, 2024=13041, 15 minute drops

| 0000 | 0100 | 0200 | 0300 | 0400 | 0500 | 0600 | 0700 | 0800 | 0900 | 1000 | 1100 | 1200 | 1300 | 1400 | 1500 | 1600 | 1700 | 1800 | 1900 | 2000 | 2100 | 2200 | 2300 |
|------|------|------|------|------|------|------|------|------|------|------|------|------|------|------|------|------|------|------|------|------|------|------|------|
| 107 | 54 | 66 | 26 | 53 | 111 | 217 | 304 | 400 | 402 | 471 | 494 | 653 | 875 | 1135 | 1363 | 1517 | 1535 | 1087 | 907 | 511 | 385 | 269 | 105 |
| 36 | 34 | 11 | 8 | 7 | 26 | 34 | 36 | 99 | 82 | 119 | 115 | 134 | 222 | 264 | 362 | 330 | 399 | 307 | 281 | 179 | 127 | 70 | 34 |
| 35 | 8 | 16 | 6 | 6 | 24 | 66 | 81 | 113 | 105 | 110 | 95 | 157 | 195 | 220 | 290 | 358 | 450 | 251 | 214 | 136 | 86 | 90 | 30 |
| 13 | 8 | 25 | 9 | 32 | 37 | 70 | 99 | 102 | 101 | 143 | 111 | 201 | 261 | 369 | 368 | 399 | 392 | 266 | 249 | 108 | 90 | 71 | 17 |
| 23 | 4 | 14 | 3 | 8 | 26 | 48 | 89 | 87 | 115 | 99 | 174 | 162 | 198 | 283 | 344 | 430 | 296 | 264 | 164 | 89 | 82 | 38 | 24 |

AM Peak 1145 - 1245 (665), AM PHF=0.83 PM Peak 1630 - 1730 (1677), PM PHF=0.93

* Thursday, February 1, 2024=13371, 15 minute drops

| 0000 | 0100 | 0200 | 0300 | 0400 | 0500 | 0600 | 0700 | 0800 | 0900 | 1000 | 1100 | 1200 | 1300 | 1400 | 1500 | 1600 | 1700 | 1800 | 1900 | 2000 | 2100 | 2200 | 2300 |
|------|------|------|------|------|------|------|------|------|------|------|------|------|------|------|------|------|------|------|------|------|------|------|------|
| 89 | 57 | 65 | 14 | 55 | 118 | 210 | 317 | 404 | 425 | 452 | 440 | 610 | 887 | 1048 | 1498 | 1531 | 1711 | 1176 | 1082 | 473 | 384 | 212 | 119 |
| 29 | 20 | 10 | 4 | 7 | 24 | 20 | 43 | 113 | 99 | 112 | 94 | 135 | 181 | 225 | 398 | 339 | 403 | 349 | 351 | 154 | 116 | 50 | 43 |
| 19 | 10 | 17 | 4 | 3 | 21 | 62 | 78 | 95 | 123 | 106 | 86 | 151 | 195 | 231 | 333 | 401 | 457 | 268 | 277 | 117 | 79 | 57 | 29 |
| 25 | 13 | 29 | 5 | 24 | 31 | 77 | 94 | 96 | 111 | 130 | 123 | 154 | 273 | 326 | 411 | 386 | 425 | 262 | 256 | 106 | 106 | 71 | 24 |
| 16 | 14 | 9 | 1 | 21 | 43 | 51 | 102 | 100 | 92 | 105 | 138 | 170 | 239 | 267 | 357 | 406 | 427 | 298 | 198 | 97 | 84 | 34 | 23 |

AM Peak 1145 - 1245 (578), AM PHF=0.94 PM Peak 1700 - 1800 (1711), PM PHF=0.94

* Friday, February 2, 2024=10808, 15 minute drops

| 0000 | 0100 | 0200 | 0300 | 0400 | 0500 | 0600 | 0700 | 0800 | 0900 | 1000 | 1100 | 1200 | 1300 | 1400 | 1500 | 1600 | 1700 | 1800 | 1900 | 2000 | 2100 | 2200 | 2300 |
|------|------|------|------|------|------|------|------|------|------|------|------|------|------|------|------|------|------|------|------|------|------|------|------|
| 70 | 44 | 66 | 35 | 57 | 89 | 204 | 256 | 363 | 365 | 389 | 471 | 813 | 1023 | 1084 | 1222 | 1047 | 1009 | 753 | 485 | 282 | 299 | 264 | 124 |
| 18 | 16 | 6 | 11 | 10 | 22 | 25 | 56 | 98 | 91 | 92 | 98 | 192 | 223 | 281 | 370 | 241 | 296 | 223 | 178 | 73 | 49 | 74 | 47 |
| 19 | 8 | 18 | 9 | 5 | 21 | 52 | 55 | 98 | 85 | 90 | 82 | 185 | 240 | 237 | 249 | 257 | 254 | 190 | 125 | 56 | 57 | 81 | 20 |
| 13 | 8 | 29 | 9 | 27 | 25 | 76 | 64 | 91 | 106 | 109 | 138 | 184 | 319 | 338 | 346 | 254 | 245 | 193 | 100 | 77 | 98 | 62 | 24 |
| 20 | 12 | 13 | 6 | 15 | 22 | 52 | 82 | 76 | 84 | 98 | 153 | 252 | 241 | 229 | 259 | 296 | 214 | 147 | 83 | 77 | 95 | 47 | 33 |

AM Peak 1145 - 1245 (714), AM PHF=0.93 PM Peak 1500 - 1600 (1222), PM PHF=0.83

* Saturday, February 3, 2024=5620, 15 minute drops

| 0000 | 0100 | 0200 | 0300 | 0400 | 0500 | 0600 | 0700 | 0800 | 0900 | 1000 | 1100 | 1200 | 1300 | 1400 | 1500 | 1600 | 1700 | 1800 | 1900 | 2000 | 2100 | 2200 | 2300 |
|------|------|------|------|------|------|------|------|------|------|------|------|------|------|------|------|------|------|------|------|------|------|------|------|
| 104 | 61 | 45 | 11 | 22 | 28 | 91 | 72 | 110 | 182 | 245 | 341 | 404 | 412 | 497 | 500 | 436 | 453 | 320 | 282 | 208 | 422 | 277 | 101 |
| 25 | 25 | 11 | 4 | 4 | 2 | 20 | 16 | 26 | 31 | 62 | 72 | 98 | 104 | 115 | 114 | 128 | 115 | 101 | 118 | 38 | 44 | 87 | 36 |
| 37 | 13 | 15 | 3 | 7 | 8 | 21 | 21 | 33 | 35 | 64 | 98 | 110 | 115 | 121 | 98 | 106 | 124 | 63 | 59 | 63 | 92 | 91 | 18 |
| 22 | 10 | 15 | 0 | 6 | 6 | 38 | 15 | 23 | 62 | 49 | 87 | 104 | 97 | 133 | 113 | 92 | 93 | 87 | 48 | 56 | 161 | 64 | 19 |
| 20 | 13 | 4 | 4 | 5 | 12 | 13 | 21 | 29 | 54 | 70 | 85 | 93 | 96 | 129 | 176 | 110 | 121 | 69 | 57 | 51 | 126 | 35 | 28 |

AM Peak 1145 - 1245 (396), AM PHF=0.90 PM Peak 1530 - 1630 (522), PM PHF=0.74

Traffic Data Service -- San Jose, CA Event Counts

EventCount-870 -- English (ENU)

Datasets:

Site: [4] SHORELINE BLVD BT LA AVENIDA AND PEAR AVE
Input A: 3 - South bound. - Lane= 0, Added to totals. (/2.000)
Input B: 0 - Unused or unknown. - Lane= 0, Excluded from totals.
Data type: Axle sensors - Separate (Count)

Profile:

Name: Default Profile
Scheme: Count events divided by setup divisor
Units: Non metric (ft, mi, ft/s, mph, lb, ton)

*** Sunday, February 11, 2024=4361, 15 minute drops**

| 0000 | 0100 | 0200 | 0300 | 0400 | 0500 | 0600 | 0700 | 0800 | 0900 | 1000 | 1100 | 1200 | 1300 | 1400 | 1500 | 1600 | 1700 | 1800 | 1900 | 2000 | 2100 | 2200 | 2300 |
|------|------|------|------|------|------|------|------|------|------|------|------|------|------|------|------|------|------|------|------|------|------|------|------|
| 91 | 40 | 24 | 12 | 29 | 33 | 50 | 38 | 84 | 141 | 196 | 378 | 338 | 389 | 386 | 333 | 352 | 392 | 297 | 249 | 166 | 153 | 136 | 61 |
| 17 | 10 | 6 | 8 | 13 | 7 | 6 | 8 | 10 | 32 | 34 | 49 | 87 | 85 | 88 | 95 | 91 | 97 | 115 | 44 | 55 | 35 | 27 | 22 |
| 23 | 9 | 7 | 0 | 9 | 8 | 17 | 10 | 17 | 40 | 45 | 105 | 77 | 107 | 92 | 67 | 84 | 89 | 81 | 42 | 30 | 45 | 33 | 12 |
| 27 | 15 | 6 | 1 | 2 | 15 | 18 | 12 | 28 | 35 | 48 | 105 | 85 | 109 | 116 | 94 | 109 | 81 | 58 | 34 | 38 | 35 | 52 | 19 |
| 24 | 6 | 5 | 3 | 5 | 4 | 9 | 8 | 30 | 34 | 70 | 120 | 90 | 89 | 91 | 78 | 69 | 125 | 43 | 129 | 43 | 38 | 25 | 8 |

AM Peak 1115 - 1215 (417), AM PHF=0.87 PM Peak 1715 - 1815 (409), PM PHF=0.82

*** Monday, February 12, 2024=9726, 15 minute drops**

| 0000 | 0100 | 0200 | 0300 | 0400 | 0500 | 0600 | 0700 | 0800 | 0900 | 1000 | 1100 | 1200 | 1300 | 1400 | 1500 | 1600 | 1700 | 1800 | 1900 | 2000 | 2100 | 2200 | 2300 |
|------|------|------|------|------|------|------|------|------|------|------|------|------|------|------|------|------|------|------|------|------|------|------|------|
| 61 | 27 | 47 | 22 | 26 | 72 | 181 | 250 | 339 | 334 | 354 | 379 | 578 | 722 | 920 | 1047 | 1050 | 1120 | 782 | 639 | 276 | 285 | 140 | 82 |
| 18 | 7 | 3 | 3 | 3 | 13 | 32 | 47 | 69 | 81 | 99 | 73 | 142 | 169 | 211 | 279 | 269 | 299 | 241 | 210 | 92 | 103 | 45 | 25 |
| 21 | 10 | 10 | 3 | 3 | 19 | 33 | 52 | 69 | 82 | 78 | 83 | 143 | 164 | 188 | 214 | 252 | 308 | 186 | 178 | 80 | 73 | 40 | 22 |
| 15 | 5 | 25 | 14 | 8 | 17 | 73 | 66 | 98 | 75 | 97 | 100 | 147 | 216 | 308 | 306 | 263 | 279 | 184 | 132 | 57 | 58 | 38 | 19 |
| 8 | 5 | 9 | 2 | 12 | 25 | 43 | 86 | 103 | 96 | 81 | 123 | 146 | 173 | 214 | 248 | 266 | 234 | 172 | 119 | 48 | 52 | 18 | 16 |

AM Peak 1145 - 1245 (554), AM PHF=0.95 PM Peak 1645 - 1745 (1151), PM PHF=0.94

*** Tuesday, February 13, 2024=13251, 15 minute drops**

| 0000 | 0100 | 0200 | 0300 | 0400 | 0500 | 0600 | 0700 | 0800 | 0900 | 1000 | 1100 | 1200 | 1300 | 1400 | 1500 | 1600 | 1700 | 1800 | 1900 | 2000 | 2100 | 2200 | 2300 |
|------|------|------|------|------|------|------|------|------|------|------|------|------|------|------|------|------|------|------|------|------|------|------|------|
| 59 | 41 | 51 | 25 | 57 | 98 | 220 | 286 | 353 | 363 | 430 | 497 | 632 | 857 | 1117 | 1427 | 1603 | 1683 | 1223 | 998 | 450 | 431 | 257 | 99 |
| 22 | 17 | 8 | 12 | 6 | 10 | 36 | 52 | 96 | 73 | 111 | 86 | 143 | 177 | 276 | 360 | 388 | 426 | 342 | 304 | 154 | 108 | 66 | 32 |
| 16 | 12 | 16 | 1 | 9 | 26 | 56 | 65 | 81 | 94 | 84 | 116 | 164 | 209 | 213 | 324 | 387 | 478 | 331 | 277 | 123 | 145 | 81 | 28 |
| 11 | 10 | 19 | 7 | 22 | 28 | 74 | 93 | 84 | 104 | 120 | 142 | 154 | 240 | 353 | 403 | 388 | 390 | 272 | 214 | 97 | 97 | 73 | 23 |
| 11 | 3 | 9 | 5 | 20 | 34 | 54 | 78 | 93 | 92 | 116 | 154 | 172 | 232 | 276 | 341 | 441 | 390 | 279 | 204 | 77 | 81 | 38 | 17 |

AM Peak 1145 - 1245 (614), AM PHF=0.94 PM Peak 1645 - 1745 (1735), PM PHF=0.91

*** Wednesday, February 14, 2024=13336, 15 minute drops**

| 0000 | 0100 | 0200 | 0300 | 0400 | 0500 | 0600 | 0700 | 0800 | 0900 | 1000 | 1100 | 1200 | 1300 | 1400 | 1500 | 1600 | 1700 | 1800 | 1900 | 2000 | 2100 | 2200 | 2300 |
|------|------|------|------|------|------|------|------|------|------|------|------|------|------|------|------|------|------|------|------|------|------|------|------|
| 71 | 34 | 67 | 30 | 56 | 96 | 213 | 288 | 367 | 380 | 444 | 479 | 716 | 866 | 1148 | 1526 | 1623 | 1585 | 1100 | 910 | 401 | 492 | 295 | 156 |
| 20 | 12 | 16 | 6 | 8 | 20 | 34 | 43 | 78 | 85 | 112 | 106 | 168 | 213 | 257 | 392 | 369 | 416 | 284 | 286 | 143 | 141 | 61 | 49 |
| 21 | 6 | 12 | 7 | 5 | 20 | 39 | 73 | 77 | 92 | 113 | 98 | 184 | 194 | 236 | 366 | 391 | 441 | 286 | 257 | 107 | 126 | 101 | 25 |
| 15 | 8 | 29 | 7 | 21 | 24 | 87 | 94 | 105 | 113 | 114 | 143 | 178 | 258 | 332 | 386 | 436 | 360 | 268 | 199 | 90 | 115 | 85 | 28 |
| 15 | 8 | 10 | 10 | 22 | 32 | 54 | 79 | 109 | 91 | 106 | 132 | 187 | 201 | 323 | 382 | 427 | 369 | 262 | 169 | 61 | 111 | 49 | 55 |

AM Peak 1145 - 1245 (661), AM PHF=0.90 PM Peak 1630 - 1730 (1720), PM PHF=0.98

*** Thursday, February 15, 2024=12911, 15 minute drops**

| 0000 | 0100 | 0200 | 0300 | 0400 | 0500 | 0600 | 0700 | 0800 | 0900 | 1000 | 1100 | 1200 | 1300 | 1400 | 1500 | 1600 | 1700 | 1800 | 1900 | 2000 | 2100 | 2200 | 2300 |
|------|------|------|------|------|------|------|------|------|------|------|------|------|------|------|------|------|------|------|------|------|------|------|------|
| 122 | 56 | 54 | 28 | 56 | 112 | 191 | 300 | 347 | 371 | 438 | 469 | 647 | 815 | 1113 | 1430 | 1533 | 1617 | 1137 | 938 | 455 | 360 | 223 | 102 |
| 34 | 30 | 7 | 10 | 9 | 17 | 32 | 50 | 88 | 80 | 111 | 89 | 142 | 189 | 268 | 365 | 369 | 422 | 305 | 307 | 168 | 110 | 46 | 35 |
| 32 | 8 | 14 | 5 | 8 | 31 | 48 | 74 | 79 | 92 | 94 | 106 | 164 | 165 | 226 | 319 | 363 | 427 | 283 | 217 | 117 | 98 | 72 | 30 |
| 38 | 10 | 22 | 8 | 24 | 39 | 69 | 66 | 91 | 97 | 123 | 141 | 172 | 267 | 329 | 392 | 394 | 406 | 286 | 223 | 80 | 97 | 68 | 21 |
| 19 | 8 | 11 | 5 | 15 | 26 | 42 | 112 | 90 | 102 | 111 | 134 | 169 | 195 | 291 | 355 | 407 | 362 | 265 | 192 | 91 | 56 | 39 | 16 |

AM Peak 1145 - 1245 (612), AM PHF=0.89 PM Peak 1645 - 1745 (1662), PM PHF=0.97

*** Friday, February 16, 2024=10067, 15 minute drops**

| 0000 | 0100 | 0200 | 0300 | 0400 | 0500 | 0600 | 0700 | 0800 | 0900 | 1000 | 1100 | 1200 | 1300 | 1400 | 1500 | 1600 | 1700 | 1800 | 1900 | 2000 | 2100 | 2200 | 2300 |
|------|------|------|------|------|------|------|------|------|------|------|------|------|------|------|------|------|------|------|------|------|------|------|------|
| 90 | 35 | 63 | 19 | 48 | 95 | 191 | 275 | 300 | 366 | 378 | 456 | 787 | 1019 | 989 | 1062 | 944 | 956 | 655 | 417 | 280 | 287 | 227 | 135 |
| 27 | 8 | 14 | 4 | 9 | 9 | 28 | 50 | 64 | 94 | 105 | 86 | 172 | 232 | 225 | 313 | 254 | 265 | 187 | 122 | 71 | 55 | 59 | 31 |
| 35 | 6 | 19 | 5 | 8 | 27 | 44 | 73 | 79 | 92 | 86 | 117 | 215 | 235 | 207 | 245 | 228 | 272 | 193 | 108 | 78 | 82 | 61 | 37 |
| 20 | 10 | 22 | 3 | 18 | 31 | 67 | 79 | 82 | 82 | 96 | 113 | 190 | 317 | 352 | 280 | 254 | 224 | 138 | 90 | 57 | 73 | 85 | 46 |
| 8 | 11 | 9 | 7 | 13 | 29 | 52 | 74 | 75 | 99 | 92 | 141 | 210 | 236 | 206 | 225 | 209 | 195 | 138 | 98 | 75 | 78 | 23 | 21 |

AM Peak 1145 - 1245 (717), AM PHF=0.83 PM Peak 1430 - 1530 (1115), PM PHF=0.79

*** Saturday, February 17, 2024=4570, 15 minute drops**

| 0000 | 0100 | 0200 | 0300 | 0400 | 0500 | 0600 | 0700 | 0800 | 0900 | 1000 | 1100 | 1200 | 1300 | 1400 | 1500 | 1600 | 1700 | 1800 | 1900 | 2000 | 2100 | 2200 | 2300 |
|------|------|------|------|------|------|------|------|------|------|------|------|------|------|------|------|------|------|------|------|------|------|------|------|
| 118 | 61 | 28 | 17 | 22 | 29 | 65 | 66 | 117 | 166 | 222 | 228 | 282 | 311 | 383 | 359 | 392 | 401 | 280 | 246 | 212 | 263 | 208 | 98 |
| 30 | 19 | 10 | 8 | 2 | 4 | 11 | 10 | 25 | 26 | 44 | 50 | 71 | 81 | 72 | 103 | 117 | 127 | 61 | 89 | 57 | 56 | 43 | 20 |
| 20 | 13 | 6 | 2 | 6 | 3 | 12 | 13 | 27 | 52 | 45 | 58 | 63 | 79 | 84 | 104 | 86 | 113 | 64 | 58 | 51 | 61 | 46 | 28 |
| 52 | 12 | 8 | 3 | 11 | 12 | 27 | 20 | 37 | 45 | 69 | 57 | 74 | 82 | 129 | 86 | 96 | 81 | 71 | 48 | 48 | 68 | 85 | 25 |
| 17 | 17 | 4 | 4 | 3 | 10 | 15 | 24 | 29 | 43 | 65 | 64 | 75 | 70 | 99 | 67 | 94 | 81 | 84 | 53 | 57 | 79 | 35 | 25 |

AM Peak 1145 - 1245 (271), AM PHF=0.92 PM Peak 1430 - 1530 (434), PM PHF=0.84

Traffic Data Service -- San Jose, CA Class Report

CustomList-849 -- English (ENU)

Datasets:

Site: [6] SHORELINE BLVD N OF NORTH RD
Data type: Axle sensors - Paired (Class/Speed/Count)

Profile:

Included classes: 1, 2, 3, 4, 5, 6, 7, 8, 9, 10, 11, 12, 13
Speed range: 0 - 100 mph.
Direction: North (bound), P = North, Lane = 0-16
Name: Default Profile
Scheme: Vehicle classification (Scheme F)
Units: Non metric (ft, mi, ft/s, mph, lb, ton)

Column Legend:

0 [Time] 24-hour time (0000 - 2359)
1 [Total] Number in time step
2 [Cls] Class totals

*** Sunday, January 21, 2024**

| Time | Total | Cls | Cls | Cls | Cls | Cls | Cls | Cls | Cls | Cls | Cls | Cls | Cls | Cls |
|--------------|-------------|----------|-------------|-----------|----------|----------|----------|----------|----------|----------|----------|----------|----------|----------|
| <-- | | 1 | 2 | 3 | 4 | 5 | 6 | 7 | 8 | 9 | 10 | 11 | 12 | 13 |
| 0000 | 0 | 0 | 0 | 0 | 0 | 0 | 0 | 0 | 0 | 0 | 0 | 0 | 0 | 0 |
| 0100 | 0 | 0 | 0 | 0 | 0 | 0 | 0 | 0 | 0 | 0 | 0 | 0 | 0 | 0 |
| 0200 | 0 | 0 | 0 | 0 | 0 | 0 | 0 | 0 | 0 | 0 | 0 | 0 | 0 | 0 |
| 0300 | 3 | 0 | 3 | 0 | 0 | 0 | 0 | 0 | 0 | 0 | 0 | 0 | 0 | 0 |
| 0400 | 5 | 0 | 3 | 2 | 0 | 0 | 0 | 0 | 0 | 0 | 0 | 0 | 0 | 0 |
| 0500 | 9 | 0 | 6 | 3 | 0 | 0 | 0 | 0 | 0 | 0 | 0 | 0 | 0 | 0 |
| 0600 | 24 | 0 | 23 | 1 | 0 | 0 | 0 | 0 | 0 | 0 | 0 | 0 | 0 | 0 |
| 0700 | 41 | 0 | 38 | 3 | 0 | 0 | 0 | 0 | 0 | 0 | 0 | 0 | 0 | 0 |
| 0800 | 80 | 0 | 79 | 1 | 0 | 0 | 0 | 0 | 0 | 0 | 0 | 0 | 0 | 0 |
| 0900 | 119 | 0 | 117 | 2 | 0 | 0 | 0 | 0 | 0 | 0 | 0 | 0 | 0 | 0 |
| 1000 | 166 | 1 | 165 | 0 | 0 | 0 | 0 | 0 | 0 | 0 | 0 | 0 | 0 | 0 |
| 1100 | 173 | 0 | 172 | 1 | 0 | 0 | 0 | 0 | 0 | 0 | 0 | 0 | 0 | 0 |
| 1200 | 140 | 1 | 136 | 3 | 0 | 0 | 0 | 0 | 0 | 0 | 0 | 0 | 0 | 0 |
| 1300 | 140 | 1 | 137 | 2 | 0 | 0 | 0 | 0 | 0 | 0 | 0 | 0 | 0 | 0 |
| 1400 | 172 | 1 | 170 | 0 | 0 | 0 | 1 | 0 | 0 | 0 | 0 | 0 | 0 | 0 |
| 1500 | 127 | 0 | 124 | 2 | 0 | 0 | 0 | 0 | 1 | 0 | 0 | 0 | 0 | 0 |
| 1600 | 91 | 1 | 89 | 1 | 0 | 0 | 0 | 0 | 0 | 0 | 0 | 0 | 0 | 0 |
| 1700 | 28 | 1 | 27 | 0 | 0 | 0 | 0 | 0 | 0 | 0 | 0 | 0 | 0 | 0 |
| 1800 | 2 | 0 | 2 | 0 | 0 | 0 | 0 | 0 | 0 | 0 | 0 | 0 | 0 | 0 |
| 1900 | 0 | 0 | 0 | 0 | 0 | 0 | 0 | 0 | 0 | 0 | 0 | 0 | 0 | 0 |
| 2000 | 0 | 0 | 0 | 0 | 0 | 0 | 0 | 0 | 0 | 0 | 0 | 0 | 0 | 0 |
| 2100 | 0 | 0 | 0 | 0 | 0 | 0 | 0 | 0 | 0 | 0 | 0 | 0 | 0 | 0 |
| 2200 | 0 | 0 | 0 | 0 | 0 | 0 | 0 | 0 | 0 | 0 | 0 | 0 | 0 | 0 |
| 2300 | 0 | 0 | 0 | 0 | 0 | 0 | 0 | 0 | 0 | 0 | 0 | 0 | 0 | 0 |
| 07-19 | 1279 | 6 | 1256 | 15 | 0 | 0 | 1 | 0 | 1 | 0 | 0 | 0 | 0 | 0 |
| 06-22 | 1303 | 6 | 1279 | 16 | 0 | 0 | 1 | 0 | 1 | 0 | 0 | 0 | 0 | 0 |
| 06-00 | 1303 | 6 | 1279 | 16 | 0 | 0 | 1 | 0 | 1 | 0 | 0 | 0 | 0 | 0 |
| 00-00 | 1320 | 6 | 1291 | 21 | 0 | 0 | 1 | 0 | 1 | 0 | 0 | 0 | 0 | 0 |

Peak step 11:00 (173) AM Peak step 11:00 (173) PM Peak step 14:00 (172)

*** Monday, January 22, 2024**

| Time | Total | Cls 1 | Cls 2 | Cls 3 | Cls 4 | Cls 5 | Cls 6 | Cls 7 | Cls 8 | Cls 9 | Cls 10 | Cls 11 | Cls 12 | Cls 13 |
|--------------|------------|----------|------------|-----------|----------|----------|----------|----------|----------|----------|----------|----------|----------|----------|
| <-- | | 1 | 2 | 3 | 4 | 5 | 6 | 7 | 8 | 9 | 10 | 11 | 12 | 13 |
| 0000 | 0 | 0 | 0 | 0 | 0 | 0 | 0 | 0 | 0 | 0 | 0 | 0 | 0 | 0 |
| 0100 | 0 | 0 | 0 | 0 | 0 | 0 | 0 | 0 | 0 | 0 | 0 | 0 | 0 | 0 |
| 0200 | 0 | 0 | 0 | 0 | 0 | 0 | 0 | 0 | 0 | 0 | 0 | 0 | 0 | 0 |
| 0300 | 1 | 0 | 1 | 0 | 0 | 0 | 0 | 0 | 0 | 0 | 0 | 0 | 0 | 0 |
| 0400 | 6 | 0 | 5 | 0 | 0 | 0 | 0 | 1 | 0 | 0 | 0 | 0 | 0 | 0 |
| 0500 | 9 | 0 | 5 | 3 | 0 | 0 | 1 | 0 | 0 | 0 | 0 | 0 | 0 | 0 |
| 0600 | 14 | 0 | 13 | 0 | 0 | 0 | 1 | 0 | 0 | 0 | 0 | 0 | 0 | 0 |
| 0700 | 29 | 0 | 27 | 0 | 0 | 0 | 2 | 0 | 0 | 0 | 0 | 0 | 0 | 0 |
| 0800 | 20 | 0 | 18 | 2 | 0 | 0 | 0 | 0 | 0 | 0 | 0 | 0 | 0 | 0 |
| 0900 | 18 | 1 | 17 | 0 | 0 | 0 | 0 | 0 | 0 | 0 | 0 | 0 | 0 | 0 |
| 1000 | 26 | 0 | 23 | 2 | 0 | 0 | 1 | 0 | 0 | 0 | 0 | 0 | 0 | 0 |
| 1100 | 24 | 0 | 22 | 2 | 0 | 0 | 0 | 0 | 0 | 0 | 0 | 0 | 0 | 0 |
| 1200 | 39 | 1 | 37 | 1 | 0 | 0 | 0 | 0 | 0 | 0 | 0 | 0 | 0 | 0 |
| 1300 | 37 | 0 | 37 | 0 | 0 | 0 | 0 | 0 | 0 | 0 | 0 | 0 | 0 | 0 |
| 1400 | 27 | 0 | 27 | 0 | 0 | 0 | 0 | 0 | 0 | 0 | 0 | 0 | 0 | 0 |
| 1500 | 37 | 0 | 36 | 1 | 0 | 0 | 0 | 0 | 0 | 0 | 0 | 0 | 0 | 0 |
| 1600 | 43 | 1 | 41 | 1 | 0 | 0 | 0 | 0 | 0 | 0 | 0 | 0 | 0 | 0 |
| 1700 | 18 | 0 | 18 | 0 | 0 | 0 | 0 | 0 | 0 | 0 | 0 | 0 | 0 | 0 |
| 1800 | 5 | 0 | 5 | 0 | 0 | 0 | 0 | 0 | 0 | 0 | 0 | 0 | 0 | 0 |
| 1900 | 0 | 0 | 0 | 0 | 0 | 0 | 0 | 0 | 0 | 0 | 0 | 0 | 0 | 0 |
| 2000 | 0 | 0 | 0 | 0 | 0 | 0 | 0 | 0 | 0 | 0 | 0 | 0 | 0 | 0 |
| 2100 | 0 | 0 | 0 | 0 | 0 | 0 | 0 | 0 | 0 | 0 | 0 | 0 | 0 | 0 |
| 2200 | 0 | 0 | 0 | 0 | 0 | 0 | 0 | 0 | 0 | 0 | 0 | 0 | 0 | 0 |
| 2300 | 0 | 0 | 0 | 0 | 0 | 0 | 0 | 0 | 0 | 0 | 0 | 0 | 0 | 0 |
| 07-19 | 323 | 3 | 308 | 9 | 0 | 0 | 3 | 0 | 0 | 0 | 0 | 0 | 0 | 0 |
| 06-22 | 337 | 3 | 321 | 9 | 0 | 0 | 4 | 0 | 0 | 0 | 0 | 0 | 0 | 0 |
| 06-00 | 337 | 3 | 321 | 9 | 0 | 0 | 4 | 0 | 0 | 0 | 0 | 0 | 0 | 0 |
| 00-00 | 353 | 3 | 332 | 12 | 0 | 0 | 5 | 1 | 0 | 0 | 0 | 0 | 0 | 0 |

Peak step 16:00 (43) AM Peak step 7:00 (29) PM Peak step 16:00 (43)

*** Tuesday, January 23, 2024**

| Time | Total | Cls 1 | Cls 2 | Cls 3 | Cls 4 | Cls 5 | Cls 6 | Cls 7 | Cls 8 | Cls 9 | Cls 10 | Cls 11 | Cls 12 | Cls 13 |
|--------------|------------|----------|------------|-----------|----------|----------|----------|----------|----------|----------|----------|----------|----------|----------|
| <-- | | 1 | 2 | 3 | 4 | 5 | 6 | 7 | 8 | 9 | 10 | 11 | 12 | 13 |
| 0000 | 0 | 0 | 0 | 0 | 0 | 0 | 0 | 0 | 0 | 0 | 0 | 0 | 0 | 0 |
| 0100 | 0 | 0 | 0 | 0 | 0 | 0 | 0 | 0 | 0 | 0 | 0 | 0 | 0 | 0 |
| 0200 | 1 | 0 | 1 | 0 | 0 | 0 | 0 | 0 | 0 | 0 | 0 | 0 | 0 | 0 |
| 0300 | 3 | 0 | 2 | 1 | 0 | 0 | 0 | 0 | 0 | 0 | 0 | 0 | 0 | 0 |
| 0400 | 8 | 0 | 7 | 1 | 0 | 0 | 0 | 0 | 0 | 0 | 0 | 0 | 0 | 0 |
| 0500 | 10 | 0 | 8 | 2 | 0 | 0 | 0 | 0 | 0 | 0 | 0 | 0 | 0 | 0 |
| 0600 | 43 | 0 | 40 | 3 | 0 | 0 | 0 | 0 | 0 | 0 | 0 | 0 | 0 | 0 |
| 0700 | 39 | 1 | 36 | 1 | 0 | 0 | 1 | 0 | 0 | 0 | 0 | 0 | 0 | 0 |
| 0800 | 42 | 0 | 41 | 1 | 0 | 0 | 0 | 0 | 0 | 0 | 0 | 0 | 0 | 0 |
| 0900 | 65 | 0 | 62 | 2 | 0 | 0 | 1 | 0 | 0 | 0 | 0 | 0 | 0 | 0 |
| 1000 | 83 | 0 | 81 | 2 | 0 | 0 | 0 | 0 | 0 | 0 | 0 | 0 | 0 | 0 |
| 1100 | 61 | 0 | 57 | 3 | 0 | 0 | 1 | 0 | 0 | 0 | 0 | 0 | 0 | 0 |
| 1200 | 84 | 2 | 78 | 4 | 0 | 0 | 0 | 0 | 0 | 0 | 0 | 0 | 0 | 0 |
| 1300 | 73 | 1 | 71 | 0 | 0 | 1 | 0 | 0 | 0 | 0 | 0 | 0 | 0 | 0 |
| 1400 | 63 | 0 | 61 | 2 | 0 | 0 | 0 | 0 | 0 | 0 | 0 | 0 | 0 | 0 |
| 1500 | 64 | 0 | 63 | 1 | 0 | 0 | 0 | 0 | 0 | 0 | 0 | 0 | 0 | 0 |
| 1600 | 46 | 0 | 45 | 1 | 0 | 0 | 0 | 0 | 0 | 0 | 0 | 0 | 0 | 0 |
| 1700 | 29 | 0 | 28 | 0 | 0 | 0 | 1 | 0 | 0 | 0 | 0 | 0 | 0 | 0 |
| 1800 | 6 | 0 | 6 | 0 | 0 | 0 | 0 | 0 | 0 | 0 | 0 | 0 | 0 | 0 |
| 1900 | 1 | 1 | 0 | 0 | 0 | 0 | 0 | 0 | 0 | 0 | 0 | 0 | 0 | 0 |
| 2000 | 0 | 0 | 0 | 0 | 0 | 0 | 0 | 0 | 0 | 0 | 0 | 0 | 0 | 0 |
| 2100 | 0 | 0 | 0 | 0 | 0 | 0 | 0 | 0 | 0 | 0 | 0 | 0 | 0 | 0 |
| 2200 | 0 | 0 | 0 | 0 | 0 | 0 | 0 | 0 | 0 | 0 | 0 | 0 | 0 | 0 |
| 2300 | 0 | 0 | 0 | 0 | 0 | 0 | 0 | 0 | 0 | 0 | 0 | 0 | 0 | 0 |
| 07-19 | 655 | 4 | 629 | 17 | 0 | 1 | 4 | 0 | 0 | 0 | 0 | 0 | 0 | 0 |
| 06-22 | 699 | 5 | 669 | 20 | 0 | 1 | 4 | 0 | 0 | 0 | 0 | 0 | 0 | 0 |
| 06-00 | 699 | 5 | 669 | 20 | 0 | 1 | 4 | 0 | 0 | 0 | 0 | 0 | 0 | 0 |
| 00-00 | 721 | 5 | 687 | 24 | 0 | 1 | 4 | 0 | 0 | 0 | 0 | 0 | 0 | 0 |

Peak step 12:00 (84) AM Peak step 10:00 (83) PM Peak step 12:00 (84)

*** Wednesday, January 24, 2024**

| Time | Total | Cls | Cls | Cls | Cls | Cls | Cls | Cls | Cls | Cls | Cls | Cls | Cls | Cls |
|--------------|------------|----------|------------|-----------|----------|----------|----------|----------|----------|----------|----------|----------|----------|----------|
| <-- | | 1 | 2 | 3 | 4 | 5 | 6 | 7 | 8 | 9 | 10 | 11 | 12 | 13 |
| 0000 | 0 | 0 | 0 | 0 | 0 | 0 | 0 | 0 | 0 | 0 | 0 | 0 | 0 | 0 |
| 0100 | 0 | 0 | 0 | 0 | 0 | 0 | 0 | 0 | 0 | 0 | 0 | 0 | 0 | 0 |
| 0200 | 1 | 0 | 1 | 0 | 0 | 0 | 0 | 0 | 0 | 0 | 0 | 0 | 0 | 0 |
| 0300 | 2 | 0 | 2 | 0 | 0 | 0 | 0 | 0 | 0 | 0 | 0 | 0 | 0 | 0 |
| 0400 | 8 | 0 | 7 | 1 | 0 | 0 | 0 | 0 | 0 | 0 | 0 | 0 | 0 | 0 |
| 0500 | 8 | 0 | 5 | 3 | 0 | 0 | 0 | 0 | 0 | 0 | 0 | 0 | 0 | 0 |
| 0600 | 29 | 0 | 27 | 2 | 0 | 0 | 0 | 0 | 0 | 0 | 0 | 0 | 0 | 0 |
| 0700 | 12 | 0 | 11 | 1 | 0 | 0 | 0 | 0 | 0 | 0 | 0 | 0 | 0 | 0 |
| 0800 | 18 | 0 | 17 | 0 | 0 | 0 | 1 | 0 | 0 | 0 | 0 | 0 | 0 | 0 |
| 0900 | 28 | 0 | 26 | 2 | 0 | 0 | 0 | 0 | 0 | 0 | 0 | 0 | 0 | 0 |
| 1000 | 47 | 0 | 46 | 1 | 0 | 0 | 0 | 0 | 0 | 0 | 0 | 0 | 0 | 0 |
| 1100 | 61 | 0 | 59 | 1 | 0 | 0 | 0 | 0 | 1 | 0 | 0 | 0 | 0 | 0 |
| 1200 | 70 | 0 | 70 | 0 | 0 | 0 | 0 | 0 | 0 | 0 | 0 | 0 | 0 | 0 |
| 1300 | 47 | 0 | 44 | 2 | 0 | 0 | 1 | 0 | 0 | 0 | 0 | 0 | 0 | 0 |
| 1400 | 50 | 0 | 49 | 1 | 0 | 0 | 0 | 0 | 0 | 0 | 0 | 0 | 0 | 0 |
| 1500 | 41 | 0 | 39 | 1 | 0 | 0 | 1 | 0 | 0 | 0 | 0 | 0 | 0 | 0 |
| 1600 | 50 | 0 | 50 | 0 | 0 | 0 | 0 | 0 | 0 | 0 | 0 | 0 | 0 | 0 |
| 1700 | 44 | 0 | 42 | 2 | 0 | 0 | 0 | 0 | 0 | 0 | 0 | 0 | 0 | 0 |
| 1800 | 46 | 0 | 45 | 1 | 0 | 0 | 0 | 0 | 0 | 0 | 0 | 0 | 0 | 0 |
| 1900 | 5 | 0 | 5 | 0 | 0 | 0 | 0 | 0 | 0 | 0 | 0 | 0 | 0 | 0 |
| 2000 | 0 | 0 | 0 | 0 | 0 | 0 | 0 | 0 | 0 | 0 | 0 | 0 | 0 | 0 |
| 2100 | 0 | 0 | 0 | 0 | 0 | 0 | 0 | 0 | 0 | 0 | 0 | 0 | 0 | 0 |
| 2200 | 0 | 0 | 0 | 0 | 0 | 0 | 0 | 0 | 0 | 0 | 0 | 0 | 0 | 0 |
| 2300 | 0 | 0 | 0 | 0 | 0 | 0 | 0 | 0 | 0 | 0 | 0 | 0 | 0 | 0 |
| 07-19 | 514 | 0 | 498 | 12 | 0 | 0 | 3 | 0 | 1 | 0 | 0 | 0 | 0 | 0 |
| 06-22 | 548 | 0 | 530 | 14 | 0 | 0 | 3 | 0 | 1 | 0 | 0 | 0 | 0 | 0 |
| 06-00 | 548 | 0 | 530 | 14 | 0 | 0 | 3 | 0 | 1 | 0 | 0 | 0 | 0 | 0 |
| 00-00 | 567 | 0 | 545 | 18 | 0 | 0 | 3 | 0 | 1 | 0 | 0 | 0 | 0 | 0 |

Peak step 12:00 (70) AM Peak step 11:00 (61) PM Peak step 12:00 (70)

*** Thursday, January 25, 2024**

| Time | Total | Cls | Cls | Cls | Cls | Cls | Cls | Cls | Cls | Cls | Cls | Cls | Cls | Cls |
|--------------|------------|----------|------------|-----------|----------|----------|----------|----------|----------|----------|----------|----------|----------|----------|
| <-- | | 1 | 2 | 3 | 4 | 5 | 6 | 7 | 8 | 9 | 10 | 11 | 12 | 13 |
| 0000 | 0 | 0 | 0 | 0 | 0 | 0 | 0 | 0 | 0 | 0 | 0 | 0 | 0 | 0 |
| 0100 | 0 | 0 | 0 | 0 | 0 | 0 | 0 | 0 | 0 | 0 | 0 | 0 | 0 | 0 |
| 0200 | 1 | 0 | 1 | 0 | 0 | 0 | 0 | 0 | 0 | 0 | 0 | 0 | 0 | 0 |
| 0300 | 2 | 0 | 1 | 1 | 0 | 0 | 0 | 0 | 0 | 0 | 0 | 0 | 0 | 0 |
| 0400 | 9 | 0 | 7 | 2 | 0 | 0 | 0 | 0 | 0 | 0 | 0 | 0 | 0 | 0 |
| 0500 | 13 | 0 | 8 | 5 | 0 | 0 | 0 | 0 | 0 | 0 | 0 | 0 | 0 | 0 |
| 0600 | 53 | 0 | 53 | 0 | 0 | 0 | 0 | 0 | 0 | 0 | 0 | 0 | 0 | 0 |
| 0700 | 84 | 0 | 76 | 8 | 0 | 0 | 0 | 0 | 0 | 0 | 0 | 0 | 0 | 0 |
| 0800 | 31 | 0 | 30 | 1 | 0 | 0 | 0 | 0 | 0 | 0 | 0 | 0 | 0 | 0 |
| 0900 | 61 | 0 | 58 | 2 | 0 | 0 | 1 | 0 | 0 | 0 | 0 | 0 | 0 | 0 |
| 1000 | 78 | 1 | 76 | 1 | 0 | 0 | 0 | 0 | 0 | 0 | 0 | 0 | 0 | 0 |
| 1100 | 68 | 1 | 64 | 3 | 0 | 0 | 0 | 0 | 0 | 0 | 0 | 0 | 0 | 0 |
| 1200 | 88 | 0 | 85 | 2 | 0 | 1 | 0 | 0 | 0 | 0 | 0 | 0 | 0 | 0 |
| 1300 | 82 | 0 | 80 | 2 | 0 | 0 | 0 | 0 | 0 | 0 | 0 | 0 | 0 | 0 |
| 1400 | 80 | 0 | 79 | 1 | 0 | 0 | 0 | 0 | 0 | 0 | 0 | 0 | 0 | 0 |
| 1500 | 59 | 1 | 55 | 2 | 0 | 0 | 0 | 1 | 0 | 0 | 0 | 0 | 0 | 0 |
| 1600 | 85 | 2 | 83 | 0 | 0 | 0 | 0 | 0 | 0 | 0 | 0 | 0 | 0 | 0 |
| 1700 | 34 | 0 | 33 | 1 | 0 | 0 | 0 | 0 | 0 | 0 | 0 | 0 | 0 | 0 |
| 1800 | 12 | 0 | 11 | 1 | 0 | 0 | 0 | 0 | 0 | 0 | 0 | 0 | 0 | 0 |
| 1900 | 3 | 1 | 2 | 0 | 0 | 0 | 0 | 0 | 0 | 0 | 0 | 0 | 0 | 0 |
| 2000 | 0 | 0 | 0 | 0 | 0 | 0 | 0 | 0 | 0 | 0 | 0 | 0 | 0 | 0 |
| 2100 | 0 | 0 | 0 | 0 | 0 | 0 | 0 | 0 | 0 | 0 | 0 | 0 | 0 | 0 |
| 2200 | 0 | 0 | 0 | 0 | 0 | 0 | 0 | 0 | 0 | 0 | 0 | 0 | 0 | 0 |
| 2300 | 0 | 0 | 0 | 0 | 0 | 0 | 0 | 0 | 0 | 0 | 0 | 0 | 0 | 0 |
| 07-19 | 762 | 5 | 730 | 24 | 0 | 1 | 1 | 1 | 0 | 0 | 0 | 0 | 0 | 0 |
| 06-22 | 818 | 6 | 785 | 24 | 0 | 1 | 1 | 1 | 0 | 0 | 0 | 0 | 0 | 0 |
| 06-00 | 818 | 6 | 785 | 24 | 0 | 1 | 1 | 1 | 0 | 0 | 0 | 0 | 0 | 0 |
| 00-00 | 843 | 6 | 802 | 32 | 0 | 1 | 1 | 1 | 0 | 0 | 0 | 0 | 0 | 0 |

Peak step 12:00 (88) AM Peak step 7:00 (84) PM Peak step 12:00 (88)

*** Friday, January 26, 2024**

| Time | Total | Cls | Cls | Cls | Cls | Cls | Cls | Cls | Cls | Cls | Cls | Cls | Cls | Cls |
|--------------|------------|----------|------------|-----------|----------|----------|----------|----------|----------|----------|----------|----------|----------|----------|
| <-- | | 1 | 2 | 3 | 4 | 5 | 6 | 7 | 8 | 9 | 10 | 11 | 12 | 13 |
| 0000 | 0 | 0 | 0 | 0 | 0 | 0 | 0 | 0 | 0 | 0 | 0 | 0 | 0 | 0 |
| 0100 | 0 | 0 | 0 | 0 | 0 | 0 | 0 | 0 | 0 | 0 | 0 | 0 | 0 | 0 |
| 0200 | 1 | 0 | 1 | 0 | 0 | 0 | 0 | 0 | 0 | 0 | 0 | 0 | 0 | 0 |
| 0300 | 1 | 0 | 1 | 0 | 0 | 0 | 0 | 0 | 0 | 0 | 0 | 0 | 0 | 0 |
| 0400 | 7 | 0 | 6 | 1 | 0 | 0 | 0 | 0 | 0 | 0 | 0 | 0 | 0 | 0 |
| 0500 | 9 | 0 | 5 | 4 | 0 | 0 | 0 | 0 | 0 | 0 | 0 | 0 | 0 | 0 |
| 0600 | 46 | 0 | 44 | 2 | 0 | 0 | 0 | 0 | 0 | 0 | 0 | 0 | 0 | 0 |
| 0700 | 36 | 0 | 35 | 1 | 0 | 0 | 0 | 0 | 0 | 0 | 0 | 0 | 0 | 0 |
| 0800 | 51 | 2 | 49 | 0 | 0 | 0 | 0 | 0 | 0 | 0 | 0 | 0 | 0 | 0 |
| 0900 | 60 | 0 | 53 | 7 | 0 | 0 | 0 | 0 | 0 | 0 | 0 | 0 | 0 | 0 |
| 1000 | 73 | 0 | 71 | 2 | 0 | 0 | 0 | 0 | 0 | 0 | 0 | 0 | 0 | 0 |
| 1100 | 108 | 0 | 103 | 4 | 0 | 0 | 0 | 0 | 0 | 0 | 0 | 1 | 0 | 0 |
| 1200 | 86 | 0 | 85 | 1 | 0 | 0 | 0 | 0 | 0 | 0 | 0 | 0 | 0 | 0 |
| 1300 | 108 | 2 | 101 | 5 | 0 | 0 | 0 | 0 | 0 | 0 | 0 | 0 | 0 | 0 |
| 1400 | 72 | 1 | 70 | 1 | 0 | 0 | 0 | 0 | 0 | 0 | 0 | 0 | 0 | 0 |
| 1500 | 70 | 0 | 68 | 2 | 0 | 0 | 0 | 0 | 0 | 0 | 0 | 0 | 0 | 0 |
| 1600 | 65 | 1 | 64 | 0 | 0 | 0 | 0 | 0 | 0 | 0 | 0 | 0 | 0 | 0 |
| 1700 | 60 | 0 | 60 | 0 | 0 | 0 | 0 | 0 | 0 | 0 | 0 | 0 | 0 | 0 |
| 1800 | 64 | 0 | 64 | 0 | 0 | 0 | 0 | 0 | 0 | 0 | 0 | 0 | 0 | 0 |
| 1900 | 11 | 0 | 11 | 0 | 0 | 0 | 0 | 0 | 0 | 0 | 0 | 0 | 0 | 0 |
| 2000 | 2 | 0 | 2 | 0 | 0 | 0 | 0 | 0 | 0 | 0 | 0 | 0 | 0 | 0 |
| 2100 | 0 | 0 | 0 | 0 | 0 | 0 | 0 | 0 | 0 | 0 | 0 | 0 | 0 | 0 |
| 2200 | 0 | 0 | 0 | 0 | 0 | 0 | 0 | 0 | 0 | 0 | 0 | 0 | 0 | 0 |
| 2300 | 0 | 0 | 0 | 0 | 0 | 0 | 0 | 0 | 0 | 0 | 0 | 0 | 0 | 0 |
| 07-19 | 853 | 6 | 823 | 23 | 0 | 0 | 0 | 0 | 0 | 0 | 0 | 1 | 0 | 0 |
| 06-22 | 912 | 6 | 880 | 25 | 0 | 0 | 0 | 0 | 0 | 0 | 0 | 1 | 0 | 0 |
| 06-00 | 912 | 6 | 880 | 25 | 0 | 0 | 0 | 0 | 0 | 0 | 0 | 1 | 0 | 0 |
| 00-00 | 930 | 6 | 893 | 30 | 0 | 0 | 0 | 0 | 0 | 0 | 0 | 1 | 0 | 0 |

Peak step 11:00 (108) AM Peak step 11:00 (108) PM Peak step 13:00 (108)

*** Saturday, January 27, 2024**

| Time | Total | Cls | Cls | Cls | Cls | Cls | Cls | Cls | Cls | Cls | Cls | Cls | Cls | Cls |
|--------------|-------------|----------|-------------|-----------|----------|----------|----------|----------|----------|----------|----------|----------|----------|----------|
| <-- | | 1 | 2 | 3 | 4 | 5 | 6 | 7 | 8 | 9 | 10 | 11 | 12 | 13 |
| 0000 | 0 | 0 | 0 | 0 | 0 | 0 | 0 | 0 | 0 | 0 | 0 | 0 | 0 | 0 |
| 0100 | 0 | 0 | 0 | 0 | 0 | 0 | 0 | 0 | 0 | 0 | 0 | 0 | 0 | 0 |
| 0200 | 1 | 0 | 1 | 0 | 0 | 0 | 0 | 0 | 0 | 0 | 0 | 0 | 0 | 0 |
| 0300 | 1 | 0 | 1 | 0 | 0 | 0 | 0 | 0 | 0 | 0 | 0 | 0 | 0 | 0 |
| 0400 | 5 | 0 | 4 | 1 | 0 | 0 | 0 | 0 | 0 | 0 | 0 | 0 | 0 | 0 |
| 0500 | 7 | 0 | 5 | 2 | 0 | 0 | 0 | 0 | 0 | 0 | 0 | 0 | 0 | 0 |
| 0600 | 43 | 0 | 39 | 4 | 0 | 0 | 0 | 0 | 0 | 0 | 0 | 0 | 0 | 0 |
| 0700 | 64 | 0 | 62 | 1 | 0 | 0 | 0 | 1 | 0 | 0 | 0 | 0 | 0 | 0 |
| 0800 | 119 | 0 | 118 | 1 | 0 | 0 | 0 | 0 | 0 | 0 | 0 | 0 | 0 | 0 |
| 0900 | 138 | 0 | 135 | 3 | 0 | 0 | 0 | 0 | 0 | 0 | 0 | 0 | 0 | 0 |
| 1000 | 164 | 0 | 161 | 3 | 0 | 0 | 0 | 0 | 0 | 0 | 0 | 0 | 0 | 0 |
| 1100 | 142 | 1 | 135 | 6 | 0 | 0 | 0 | 0 | 0 | 0 | 0 | 0 | 0 | 0 |
| 1200 | 157 | 1 | 154 | 2 | 0 | 0 | 0 | 0 | 0 | 0 | 0 | 0 | 0 | 0 |
| 1300 | 150 | 2 | 148 | 0 | 0 | 0 | 0 | 0 | 0 | 0 | 0 | 0 | 0 | 0 |
| 1400 | 191 | 1 | 187 | 3 | 0 | 0 | 0 | 0 | 0 | 0 | 0 | 0 | 0 | 0 |
| 1500 | 208 | 0 | 205 | 2 | 0 | 0 | 0 | 0 | 1 | 0 | 0 | 0 | 0 | 0 |
| 1600 | 167 | 1 | 163 | 3 | 0 | 0 | 0 | 0 | 0 | 0 | 0 | 0 | 0 | 0 |
| 1700 | 74 | 0 | 73 | 1 | 0 | 0 | 0 | 0 | 0 | 0 | 0 | 0 | 0 | 0 |
| 1800 | 9 | 0 | 9 | 0 | 0 | 0 | 0 | 0 | 0 | 0 | 0 | 0 | 0 | 0 |
| 1900 | 4 | 0 | 3 | 1 | 0 | 0 | 0 | 0 | 0 | 0 | 0 | 0 | 0 | 0 |
| 2000 | 1 | 0 | 1 | 0 | 0 | 0 | 0 | 0 | 0 | 0 | 0 | 0 | 0 | 0 |
| 2100 | 0 | 0 | 0 | 0 | 0 | 0 | 0 | 0 | 0 | 0 | 0 | 0 | 0 | 0 |
| 2200 | 0 | 0 | 0 | 0 | 0 | 0 | 0 | 0 | 0 | 0 | 0 | 0 | 0 | 0 |
| 2300 | 0 | 0 | 0 | 0 | 0 | 0 | 0 | 0 | 0 | 0 | 0 | 0 | 0 | 0 |
| 07-19 | 1583 | 6 | 1550 | 25 | 0 | 0 | 0 | 1 | 1 | 0 | 0 | 0 | 0 | 0 |
| 06-22 | 1631 | 6 | 1593 | 30 | 0 | 0 | 0 | 1 | 1 | 0 | 0 | 0 | 0 | 0 |
| 06-00 | 1631 | 6 | 1593 | 30 | 0 | 0 | 0 | 1 | 1 | 0 | 0 | 0 | 0 | 0 |
| 00-00 | 1645 | 6 | 1604 | 33 | 0 | 0 | 0 | 1 | 1 | 0 | 0 | 0 | 0 | 0 |

Peak step 15:00 (208) AM Peak step 10:00 (164) PM Peak step 15:00 (208)

*** Sunday, January 28, 2024**

| Time | Total | Cls | Cls | Cls | Cls | Cls | Cls | Cls | Cls | Cls | Cls | Cls | Cls | Cls |
|--------------|-------------|----------|-------------|-----------|----------|----------|----------|----------|----------|----------|----------|----------|----------|----------|
| <-- | | 1 | 2 | 3 | 4 | 5 | 6 | 7 | 8 | 9 | 10 | 11 | 12 | 13 |
| 0000 | 0 | 0 | 0 | 0 | 0 | 0 | 0 | 0 | 0 | 0 | 0 | 0 | 0 | 0 |
| 0100 | 0 | 0 | 0 | 0 | 0 | 0 | 0 | 0 | 0 | 0 | 0 | 0 | 0 | 0 |
| 0200 | 0 | 0 | 0 | 0 | 0 | 0 | 0 | 0 | 0 | 0 | 0 | 0 | 0 | 0 |
| 0300 | 2 | 0 | 2 | 0 | 0 | 0 | 0 | 0 | 0 | 0 | 0 | 0 | 0 | 0 |
| 0400 | 5 | 0 | 4 | 1 | 0 | 0 | 0 | 0 | 0 | 0 | 0 | 0 | 0 | 0 |
| 0500 | 7 | 0 | 4 | 3 | 0 | 0 | 0 | 0 | 0 | 0 | 0 | 0 | 0 | 0 |
| 0600 | 36 | 0 | 35 | 1 | 0 | 0 | 0 | 0 | 0 | 0 | 0 | 0 | 0 | 0 |
| 0700 | 69 | 0 | 68 | 1 | 0 | 0 | 0 | 0 | 0 | 0 | 0 | 0 | 0 | 0 |
| 0800 | 93 | 0 | 93 | 0 | 0 | 0 | 0 | 0 | 0 | 0 | 0 | 0 | 0 | 0 |
| 0900 | 127 | 2 | 125 | 0 | 0 | 0 | 0 | 0 | 0 | 0 | 0 | 0 | 0 | 0 |
| 1000 | 199 | 0 | 198 | 1 | 0 | 0 | 0 | 0 | 0 | 0 | 0 | 0 | 0 | 0 |
| 1100 | 184 | 1 | 181 | 2 | 0 | 0 | 0 | 0 | 0 | 0 | 0 | 0 | 0 | 0 |
| 1200 | 154 | 0 | 152 | 1 | 0 | 0 | 1 | 0 | 0 | 0 | 0 | 0 | 0 | 0 |
| 1300 | 183 | 2 | 180 | 1 | 0 | 0 | 0 | 0 | 0 | 0 | 0 | 0 | 0 | 0 |
| 1400 | 208 | 0 | 204 | 3 | 1 | 0 | 0 | 0 | 0 | 0 | 0 | 0 | 0 | 0 |
| 1500 | 185 | 0 | 183 | 2 | 0 | 0 | 0 | 0 | 0 | 0 | 0 | 0 | 0 | 0 |
| 1600 | 209 | 1 | 207 | 1 | 0 | 0 | 0 | 0 | 0 | 0 | 0 | 0 | 0 | 0 |
| 1700 | 84 | 0 | 83 | 1 | 0 | 0 | 0 | 0 | 0 | 0 | 0 | 0 | 0 | 0 |
| 1800 | 7 | 0 | 7 | 0 | 0 | 0 | 0 | 0 | 0 | 0 | 0 | 0 | 0 | 0 |
| 1900 | 0 | 0 | 0 | 0 | 0 | 0 | 0 | 0 | 0 | 0 | 0 | 0 | 0 | 0 |
| 2000 | 0 | 0 | 0 | 0 | 0 | 0 | 0 | 0 | 0 | 0 | 0 | 0 | 0 | 0 |
| 2100 | 0 | 0 | 0 | 0 | 0 | 0 | 0 | 0 | 0 | 0 | 0 | 0 | 0 | 0 |
| 2200 | 0 | 0 | 0 | 0 | 0 | 0 | 0 | 0 | 0 | 0 | 0 | 0 | 0 | 0 |
| 2300 | 0 | 0 | 0 | 0 | 0 | 0 | 0 | 0 | 0 | 0 | 0 | 0 | 0 | 0 |
| 07-19 | 1702 | 6 | 1681 | 13 | 1 | 0 | 1 | 0 | 0 | 0 | 0 | 0 | 0 | 0 |
| 06-22 | 1738 | 6 | 1716 | 14 | 1 | 0 | 1 | 0 | 0 | 0 | 0 | 0 | 0 | 0 |
| 06-00 | 1738 | 6 | 1716 | 14 | 1 | 0 | 1 | 0 | 0 | 0 | 0 | 0 | 0 | 0 |
| 00-00 | 1752 | 6 | 1726 | 18 | 1 | 0 | 1 | 0 | 0 | 0 | 0 | 0 | 0 | 0 |

Peak step 16:00 (209) AM Peak step 10:00 (199) PM Peak step 16:00 (209)

*** Monday, January 29, 2024**

| Time | Total | Cls | Cls | Cls | Cls | Cls | Cls | Cls | Cls | Cls | Cls | Cls | Cls | Cls |
|--------------|------------|----------|------------|-----------|----------|----------|----------|----------|----------|----------|----------|----------|----------|----------|
| <-- | | 1 | 2 | 3 | 4 | 5 | 6 | 7 | 8 | 9 | 10 | 11 | 12 | 13 |
| 0000 | 0 | 0 | 0 | 0 | 0 | 0 | 0 | 0 | 0 | 0 | 0 | 0 | 0 | 0 |
| 0100 | 0 | 0 | 0 | 0 | 0 | 0 | 0 | 0 | 0 | 0 | 0 | 0 | 0 | 0 |
| 0200 | 0 | 0 | 0 | 0 | 0 | 0 | 0 | 0 | 0 | 0 | 0 | 0 | 0 | 0 |
| 0300 | 3 | 0 | 3 | 0 | 0 | 0 | 0 | 0 | 0 | 0 | 0 | 0 | 0 | 0 |
| 0400 | 5 | 0 | 4 | 1 | 0 | 0 | 0 | 0 | 0 | 0 | 0 | 0 | 0 | 0 |
| 0500 | 11 | 0 | 9 | 1 | 0 | 0 | 1 | 0 | 0 | 0 | 0 | 0 | 0 | 0 |
| 0600 | 48 | 0 | 46 | 1 | 0 | 0 | 1 | 0 | 0 | 0 | 0 | 0 | 0 | 0 |
| 0700 | 67 | 2 | 60 | 4 | 0 | 0 | 1 | 0 | 0 | 0 | 0 | 0 | 0 | 0 |
| 0800 | 32 | 0 | 32 | 0 | 0 | 0 | 0 | 0 | 0 | 0 | 0 | 0 | 0 | 0 |
| 0900 | 64 | 1 | 61 | 1 | 0 | 0 | 0 | 0 | 0 | 0 | 0 | 0 | 0 | 1 |
| 1000 | 68 | 1 | 64 | 3 | 0 | 0 | 0 | 0 | 0 | 0 | 0 | 0 | 0 | 0 |
| 1100 | 87 | 0 | 84 | 3 | 0 | 0 | 0 | 0 | 0 | 0 | 0 | 0 | 0 | 0 |
| 1200 | 87 | 1 | 85 | 1 | 0 | 0 | 0 | 0 | 0 | 0 | 0 | 0 | 0 | 0 |
| 1300 | 66 | 0 | 66 | 0 | 0 | 0 | 0 | 0 | 0 | 0 | 0 | 0 | 0 | 0 |
| 1400 | 103 | 1 | 99 | 3 | 0 | 0 | 0 | 0 | 0 | 0 | 0 | 0 | 0 | 0 |
| 1500 | 87 | 0 | 87 | 0 | 0 | 0 | 0 | 0 | 0 | 0 | 0 | 0 | 0 | 0 |
| 1600 | 60 | 0 | 58 | 2 | 0 | 0 | 0 | 0 | 0 | 0 | 0 | 0 | 0 | 0 |
| 1700 | 53 | 1 | 51 | 1 | 0 | 0 | 0 | 0 | 0 | 0 | 0 | 0 | 0 | 0 |
| 1800 | 9 | 0 | 9 | 0 | 0 | 0 | 0 | 0 | 0 | 0 | 0 | 0 | 0 | 0 |
| 1900 | 0 | 0 | 0 | 0 | 0 | 0 | 0 | 0 | 0 | 0 | 0 | 0 | 0 | 0 |
| 2000 | 0 | 0 | 0 | 0 | 0 | 0 | 0 | 0 | 0 | 0 | 0 | 0 | 0 | 0 |
| 2100 | 0 | 0 | 0 | 0 | 0 | 0 | 0 | 0 | 0 | 0 | 0 | 0 | 0 | 0 |
| 2200 | 0 | 0 | 0 | 0 | 0 | 0 | 0 | 0 | 0 | 0 | 0 | 0 | 0 | 0 |
| 2300 | 0 | 0 | 0 | 0 | 0 | 0 | 0 | 0 | 0 | 0 | 0 | 0 | 0 | 0 |
| 07-19 | 783 | 7 | 756 | 18 | 0 | 0 | 1 | 0 | 0 | 0 | 0 | 0 | 0 | 1 |
| 06-22 | 831 | 7 | 802 | 19 | 0 | 0 | 2 | 0 | 0 | 0 | 0 | 0 | 0 | 1 |
| 06-00 | 831 | 7 | 802 | 19 | 0 | 0 | 2 | 0 | 0 | 0 | 0 | 0 | 0 | 1 |
| 00-00 | 850 | 7 | 818 | 21 | 0 | 0 | 3 | 0 | 0 | 0 | 0 | 0 | 0 | 1 |

Peak step 14:00 (103) AM Peak step 11:00 (87) PM Peak step 14:00 (103)

*** Tuesday, January 30, 2024**

| Time | Total | Cls 1 | Cls 2 | Cls 3 | Cls 4 | Cls 5 | Cls 6 | Cls 7 | Cls 8 | Cls 9 | Cls 10 | Cls 11 | Cls 12 | Cls 13 |
|--------------|------------|----------|------------|-----------|----------|----------|----------|----------|----------|----------|----------|----------|----------|----------|
| <-- | | 1 | 2 | 3 | 4 | 5 | 6 | 7 | 8 | 9 | 10 | 11 | 12 | 13 |
| 0000 | 0 | 0 | 0 | 0 | 0 | 0 | 0 | 0 | 0 | 0 | 0 | 0 | 0 | 0 |
| 0100 | 0 | 0 | 0 | 0 | 0 | 0 | 0 | 0 | 0 | 0 | 0 | 0 | 0 | 0 |
| 0200 | 1 | 0 | 1 | 0 | 0 | 0 | 0 | 0 | 0 | 0 | 0 | 0 | 0 | 0 |
| 0300 | 5 | 0 | 4 | 0 | 0 | 0 | 1 | 0 | 0 | 0 | 0 | 0 | 0 | 0 |
| 0400 | 7 | 0 | 5 | 2 | 0 | 0 | 0 | 0 | 0 | 0 | 0 | 0 | 0 | 0 |
| 0500 | 9 | 0 | 7 | 2 | 0 | 0 | 0 | 0 | 0 | 0 | 0 | 0 | 0 | 0 |
| 0600 | 56 | 0 | 54 | 2 | 0 | 0 | 0 | 0 | 0 | 0 | 0 | 0 | 0 | 0 |
| 0700 | 61 | 0 | 58 | 3 | 0 | 0 | 0 | 0 | 0 | 0 | 0 | 0 | 0 | 0 |
| 0800 | 44 | 0 | 43 | 1 | 0 | 0 | 0 | 0 | 0 | 0 | 0 | 0 | 0 | 0 |
| 0900 | 62 | 1 | 61 | 0 | 0 | 0 | 0 | 0 | 0 | 0 | 0 | 0 | 0 | 0 |
| 1000 | 66 | 0 | 64 | 2 | 0 | 0 | 0 | 0 | 0 | 0 | 0 | 0 | 0 | 0 |
| 1100 | 99 | 1 | 96 | 2 | 0 | 0 | 0 | 0 | 0 | 0 | 0 | 0 | 0 | 0 |
| 1200 | 69 | 0 | 69 | 0 | 0 | 0 | 0 | 0 | 0 | 0 | 0 | 0 | 0 | 0 |
| 1300 | 81 | 1 | 79 | 1 | 0 | 0 | 0 | 0 | 0 | 0 | 0 | 0 | 0 | 0 |
| 1400 | 93 | 2 | 88 | 1 | 0 | 0 | 1 | 1 | 0 | 0 | 0 | 0 | 0 | 0 |
| 1500 | 72 | 1 | 67 | 4 | 0 | 0 | 0 | 0 | 0 | 0 | 0 | 0 | 0 | 0 |
| 1600 | 67 | 0 | 67 | 0 | 0 | 0 | 0 | 0 | 0 | 0 | 0 | 0 | 0 | 0 |
| 1700 | 44 | 1 | 41 | 2 | 0 | 0 | 0 | 0 | 0 | 0 | 0 | 0 | 0 | 0 |
| 1800 | 11 | 0 | 11 | 0 | 0 | 0 | 0 | 0 | 0 | 0 | 0 | 0 | 0 | 0 |
| 1900 | 3 | 0 | 3 | 0 | 0 | 0 | 0 | 0 | 0 | 0 | 0 | 0 | 0 | 0 |
| 2000 | 0 | 0 | 0 | 0 | 0 | 0 | 0 | 0 | 0 | 0 | 0 | 0 | 0 | 0 |
| 2100 | 0 | 0 | 0 | 0 | 0 | 0 | 0 | 0 | 0 | 0 | 0 | 0 | 0 | 0 |
| 2200 | 0 | 0 | 0 | 0 | 0 | 0 | 0 | 0 | 0 | 0 | 0 | 0 | 0 | 0 |
| 2300 | 0 | 0 | 0 | 0 | 0 | 0 | 0 | 0 | 0 | 0 | 0 | 0 | 0 | 0 |
| 07-19 | 769 | 7 | 744 | 16 | 0 | 0 | 1 | 1 | 0 | 0 | 0 | 0 | 0 | 0 |
| 06-22 | 828 | 7 | 801 | 18 | 0 | 0 | 1 | 1 | 0 | 0 | 0 | 0 | 0 | 0 |
| 06-00 | 828 | 7 | 801 | 18 | 0 | 0 | 1 | 1 | 0 | 0 | 0 | 0 | 0 | 0 |
| 00-00 | 850 | 7 | 818 | 22 | 0 | 0 | 2 | 1 | 0 | 0 | 0 | 0 | 0 | 0 |

Peak step 11:00 (99) AM Peak step 11:00 (99) PM Peak step 14:00 (93)

*** Wednesday, January 31, 2024**

| Time | Total | Cls 1 | Cls 2 | Cls 3 | Cls 4 | Cls 5 | Cls 6 | Cls 7 | Cls 8 | Cls 9 | Cls 10 | Cls 11 | Cls 12 | Cls 13 |
|--------------|------------|----------|------------|-----------|----------|----------|----------|----------|----------|----------|----------|----------|----------|----------|
| <-- | | 1 | 2 | 3 | 4 | 5 | 6 | 7 | 8 | 9 | 10 | 11 | 12 | 13 |
| 0000 | 0 | 0 | 0 | 0 | 0 | 0 | 0 | 0 | 0 | 0 | 0 | 0 | 0 | 0 |
| 0100 | 0 | 0 | 0 | 0 | 0 | 0 | 0 | 0 | 0 | 0 | 0 | 0 | 0 | 0 |
| 0200 | 1 | 0 | 1 | 0 | 0 | 0 | 0 | 0 | 0 | 0 | 0 | 0 | 0 | 0 |
| 0300 | 3 | 0 | 2 | 1 | 0 | 0 | 0 | 0 | 0 | 0 | 0 | 0 | 0 | 0 |
| 0400 | 7 | 0 | 7 | 0 | 0 | 0 | 0 | 0 | 0 | 0 | 0 | 0 | 0 | 0 |
| 0500 | 12 | 0 | 10 | 2 | 0 | 0 | 0 | 0 | 0 | 0 | 0 | 0 | 0 | 0 |
| 0600 | 40 | 0 | 38 | 2 | 0 | 0 | 0 | 0 | 0 | 0 | 0 | 0 | 0 | 0 |
| 0700 | 30 | 0 | 27 | 3 | 0 | 0 | 0 | 0 | 0 | 0 | 0 | 0 | 0 | 0 |
| 0800 | 30 | 0 | 28 | 1 | 0 | 0 | 1 | 0 | 0 | 0 | 0 | 0 | 0 | 0 |
| 0900 | 54 | 0 | 53 | 0 | 1 | 0 | 0 | 0 | 0 | 0 | 0 | 0 | 0 | 0 |
| 1000 | 31 | 0 | 29 | 2 | 0 | 0 | 0 | 0 | 0 | 0 | 0 | 0 | 0 | 0 |
| 1100 | 44 | 0 | 39 | 5 | 0 | 0 | 0 | 0 | 0 | 0 | 0 | 0 | 0 | 0 |
| 1200 | 54 | 0 | 51 | 3 | 0 | 0 | 0 | 0 | 0 | 0 | 0 | 0 | 0 | 0 |
| 1300 | 24 | 0 | 24 | 0 | 0 | 0 | 0 | 0 | 0 | 0 | 0 | 0 | 0 | 0 |
| 1400 | 22 | 0 | 22 | 0 | 0 | 0 | 0 | 0 | 0 | 0 | 0 | 0 | 0 | 0 |
| 1500 | 15 | 0 | 15 | 0 | 0 | 0 | 0 | 0 | 0 | 0 | 0 | 0 | 0 | 0 |
| 1600 | 13 | 0 | 13 | 0 | 0 | 0 | 0 | 0 | 0 | 0 | 0 | 0 | 0 | 0 |
| 1700 | 5 | 0 | 5 | 0 | 0 | 0 | 0 | 0 | 0 | 0 | 0 | 0 | 0 | 0 |
| 1800 | 1 | 0 | 1 | 0 | 0 | 0 | 0 | 0 | 0 | 0 | 0 | 0 | 0 | 0 |
| 1900 | 0 | 0 | 0 | 0 | 0 | 0 | 0 | 0 | 0 | 0 | 0 | 0 | 0 | 0 |
| 2000 | 0 | 0 | 0 | 0 | 0 | 0 | 0 | 0 | 0 | 0 | 0 | 0 | 0 | 0 |
| 2100 | 0 | 0 | 0 | 0 | 0 | 0 | 0 | 0 | 0 | 0 | 0 | 0 | 0 | 0 |
| 2200 | 0 | 0 | 0 | 0 | 0 | 0 | 0 | 0 | 0 | 0 | 0 | 0 | 0 | 0 |
| 2300 | 0 | 0 | 0 | 0 | 0 | 0 | 0 | 0 | 0 | 0 | 0 | 0 | 0 | 0 |
| 07-19 | 323 | 0 | 307 | 14 | 1 | 0 | 1 | 0 | 0 | 0 | 0 | 0 | 0 | 0 |
| 06-22 | 363 | 0 | 345 | 16 | 1 | 0 | 1 | 0 | 0 | 0 | 0 | 0 | 0 | 0 |
| 06-00 | 363 | 0 | 345 | 16 | 1 | 0 | 1 | 0 | 0 | 0 | 0 | 0 | 0 | 0 |
| 00-00 | 386 | 0 | 365 | 19 | 1 | 0 | 1 | 0 | 0 | 0 | 0 | 0 | 0 | 0 |

Peak step 9:00 (54) AM Peak step 9:00 (54) PM Peak step 12:00 (54)

*** Thursday, February 1, 2024**

| Time | Total | Cls 1 | Cls 2 | Cls 3 | Cls 4 | Cls 5 | Cls 6 | Cls 7 | Cls 8 | Cls 9 | Cls 10 | Cls 11 | Cls 12 | Cls 13 |
|--------------|------------|----------|------------|-----------|----------|----------|----------|----------|----------|----------|----------|----------|----------|----------|
| <-- | | 1 | 2 | 3 | 4 | 5 | 6 | 7 | 8 | 9 | 10 | 11 | 12 | 13 |
| 0000 | 0 | 0 | 0 | 0 | 0 | 0 | 0 | 0 | 0 | 0 | 0 | 0 | 0 | 0 |
| 0100 | 0 | 0 | 0 | 0 | 0 | 0 | 0 | 0 | 0 | 0 | 0 | 0 | 0 | 0 |
| 0200 | 1 | 0 | 1 | 0 | 0 | 0 | 0 | 0 | 0 | 0 | 0 | 0 | 0 | 0 |
| 0300 | 1 | 0 | 1 | 0 | 0 | 0 | 0 | 0 | 0 | 0 | 0 | 0 | 0 | 0 |
| 0400 | 9 | 0 | 9 | 0 | 0 | 0 | 0 | 0 | 0 | 0 | 0 | 0 | 0 | 0 |
| 0500 | 7 | 0 | 5 | 2 | 0 | 0 | 0 | 0 | 0 | 0 | 0 | 0 | 0 | 0 |
| 0600 | 25 | 0 | 24 | 1 | 0 | 0 | 0 | 0 | 0 | 0 | 0 | 0 | 0 | 0 |
| 0700 | 24 | 0 | 22 | 2 | 0 | 0 | 0 | 0 | 0 | 0 | 0 | 0 | 0 | 0 |
| 0800 | 12 | 0 | 12 | 0 | 0 | 0 | 0 | 0 | 0 | 0 | 0 | 0 | 0 | 0 |
| 0900 | 43 | 1 | 40 | 2 | 0 | 0 | 0 | 0 | 0 | 0 | 0 | 0 | 0 | 0 |
| 1000 | 24 | 0 | 23 | 1 | 0 | 0 | 0 | 0 | 0 | 0 | 0 | 0 | 0 | 0 |
| 1100 | 54 | 0 | 53 | 1 | 0 | 0 | 0 | 0 | 0 | 0 | 0 | 0 | 0 | 0 |
| 1200 | 56 | 0 | 55 | 1 | 0 | 0 | 0 | 0 | 0 | 0 | 0 | 0 | 0 | 0 |
| 1300 | 57 | 0 | 53 | 3 | 0 | 0 | 1 | 0 | 0 | 0 | 0 | 0 | 0 | 0 |
| 1400 | 44 | 0 | 39 | 5 | 0 | 0 | 0 | 0 | 0 | 0 | 0 | 0 | 0 | 0 |
| 1500 | 46 | 0 | 44 | 2 | 0 | 0 | 0 | 0 | 0 | 0 | 0 | 0 | 0 | 0 |
| 1600 | 36 | 0 | 36 | 0 | 0 | 0 | 0 | 0 | 0 | 0 | 0 | 0 | 0 | 0 |
| 1700 | 30 | 0 | 28 | 2 | 0 | 0 | 0 | 0 | 0 | 0 | 0 | 0 | 0 | 0 |
| 1800 | 7 | 1 | 6 | 0 | 0 | 0 | 0 | 0 | 0 | 0 | 0 | 0 | 0 | 0 |
| 1900 | 2 | 0 | 2 | 0 | 0 | 0 | 0 | 0 | 0 | 0 | 0 | 0 | 0 | 0 |
| 2000 | 0 | 0 | 0 | 0 | 0 | 0 | 0 | 0 | 0 | 0 | 0 | 0 | 0 | 0 |
| 2100 | 0 | 0 | 0 | 0 | 0 | 0 | 0 | 0 | 0 | 0 | 0 | 0 | 0 | 0 |
| 2200 | 0 | 0 | 0 | 0 | 0 | 0 | 0 | 0 | 0 | 0 | 0 | 0 | 0 | 0 |
| 2300 | 0 | 0 | 0 | 0 | 0 | 0 | 0 | 0 | 0 | 0 | 0 | 0 | 0 | 0 |
| 07-19 | 433 | 2 | 411 | 19 | 0 | 0 | 1 | 0 | 0 | 0 | 0 | 0 | 0 | 0 |
| 06-22 | 460 | 2 | 437 | 20 | 0 | 0 | 1 | 0 | 0 | 0 | 0 | 0 | 0 | 0 |
| 06-00 | 460 | 2 | 437 | 20 | 0 | 0 | 1 | 0 | 0 | 0 | 0 | 0 | 0 | 0 |
| 00-00 | 478 | 2 | 453 | 22 | 0 | 0 | 1 | 0 | 0 | 0 | 0 | 0 | 0 | 0 |

Peak step 13:00 (57) AM Peak step 11:00 (54) PM Peak step 13:00 (57)

*** Friday, February 2, 2024**

| Time | Total | Cls 1 | Cls 2 | Cls 3 | Cls 4 | Cls 5 | Cls 6 | Cls 7 | Cls 8 | Cls 9 | Cls 10 | Cls 11 | Cls 12 | Cls 13 |
|--------------|------------|----------|------------|-----------|----------|----------|----------|----------|----------|----------|----------|----------|----------|----------|
| <-- | | 1 | 2 | 3 | 4 | 5 | 6 | 7 | 8 | 9 | 10 | 11 | 12 | 13 |
| 0000 | 0 | 0 | 0 | 0 | 0 | 0 | 0 | 0 | 0 | 0 | 0 | 0 | 0 | 0 |
| 0100 | 0 | 0 | 0 | 0 | 0 | 0 | 0 | 0 | 0 | 0 | 0 | 0 | 0 | 0 |
| 0200 | 1 | 0 | 1 | 0 | 0 | 0 | 0 | 0 | 0 | 0 | 0 | 0 | 0 | 0 |
| 0300 | 2 | 0 | 1 | 1 | 0 | 0 | 0 | 0 | 0 | 0 | 0 | 0 | 0 | 0 |
| 0400 | 7 | 0 | 6 | 1 | 0 | 0 | 0 | 0 | 0 | 0 | 0 | 0 | 0 | 0 |
| 0500 | 10 | 0 | 8 | 2 | 0 | 0 | 0 | 0 | 0 | 0 | 0 | 0 | 0 | 0 |
| 0600 | 24 | 0 | 22 | 1 | 0 | 1 | 0 | 0 | 0 | 0 | 0 | 0 | 0 | 0 |
| 0700 | 31 | 0 | 30 | 1 | 0 | 0 | 0 | 0 | 0 | 0 | 0 | 0 | 0 | 0 |
| 0800 | 24 | 0 | 24 | 0 | 0 | 0 | 0 | 0 | 0 | 0 | 0 | 0 | 0 | 0 |
| 0900 | 46 | 0 | 46 | 0 | 0 | 0 | 0 | 0 | 0 | 0 | 0 | 0 | 0 | 0 |
| 1000 | 67 | 0 | 65 | 2 | 0 | 0 | 0 | 0 | 0 | 0 | 0 | 0 | 0 | 0 |
| 1100 | 68 | 0 | 65 | 3 | 0 | 0 | 0 | 0 | 0 | 0 | 0 | 0 | 0 | 0 |
| 1200 | 65 | 0 | 63 | 2 | 0 | 0 | 0 | 0 | 0 | 0 | 0 | 0 | 0 | 0 |
| 1300 | 48 | 0 | 44 | 4 | 0 | 0 | 0 | 0 | 0 | 0 | 0 | 0 | 0 | 0 |
| 1400 | 91 | 0 | 88 | 3 | 0 | 0 | 0 | 0 | 0 | 0 | 0 | 0 | 0 | 0 |
| 1500 | 79 | 1 | 76 | 2 | 0 | 0 | 0 | 0 | 0 | 0 | 0 | 0 | 0 | 0 |
| 1600 | 82 | 0 | 80 | 2 | 0 | 0 | 0 | 0 | 0 | 0 | 0 | 0 | 0 | 0 |
| 1700 | 89 | 0 | 88 | 1 | 0 | 0 | 0 | 0 | 0 | 0 | 0 | 0 | 0 | 0 |
| 1800 | 11 | 0 | 10 | 1 | 0 | 0 | 0 | 0 | 0 | 0 | 0 | 0 | 0 | 0 |
| 1900 | 2 | 0 | 2 | 0 | 0 | 0 | 0 | 0 | 0 | 0 | 0 | 0 | 0 | 0 |
| 2000 | 3 | 0 | 3 | 0 | 0 | 0 | 0 | 0 | 0 | 0 | 0 | 0 | 0 | 0 |
| 2100 | 0 | 0 | 0 | 0 | 0 | 0 | 0 | 0 | 0 | 0 | 0 | 0 | 0 | 0 |
| 2200 | 0 | 0 | 0 | 0 | 0 | 0 | 0 | 0 | 0 | 0 | 0 | 0 | 0 | 0 |
| 2300 | 0 | 0 | 0 | 0 | 0 | 0 | 0 | 0 | 0 | 0 | 0 | 0 | 0 | 0 |
| 07-19 | 701 | 1 | 679 | 21 | 0 | 0 | 0 | 0 | 0 | 0 | 0 | 0 | 0 | 0 |
| 06-22 | 730 | 1 | 706 | 22 | 0 | 1 | 0 | 0 | 0 | 0 | 0 | 0 | 0 | 0 |
| 06-00 | 730 | 1 | 706 | 22 | 0 | 1 | 0 | 0 | 0 | 0 | 0 | 0 | 0 | 0 |
| 00-00 | 750 | 1 | 722 | 26 | 0 | 1 | 0 | 0 | 0 | 0 | 0 | 0 | 0 | 0 |

Peak step 14:00 (91) AM Peak step 11:00 (68) PM Peak step 14:00 (91)

* Saturday, February 3, 2024

| Time | Total | Cls | Cls | Cls | Cls | Cls | Cls | Cls | Cls | Cls | Cls | Cls | Cls | Cls |
|--------------|-------------|----------|-------------|-----------|----------|----------|----------|----------|----------|----------|----------|----------|----------|----------|
| <-- | | 1 | 2 | 3 | 4 | 5 | 6 | 7 | 8 | 9 | 10 | 11 | 12 | 13 |
| 0000 | 0 | 0 | 0 | 0 | 0 | 0 | 0 | 0 | 0 | 0 | 0 | 0 | 0 | 0 |
| 0100 | 0 | 0 | 0 | 0 | 0 | 0 | 0 | 0 | 0 | 0 | 0 | 0 | 0 | 0 |
| 0200 | 1 | 0 | 1 | 0 | 0 | 0 | 0 | 0 | 0 | 0 | 0 | 0 | 0 | 0 |
| 0300 | 1 | 0 | 1 | 0 | 0 | 0 | 0 | 0 | 0 | 0 | 0 | 0 | 0 | 0 |
| 0400 | 3 | 0 | 3 | 0 | 0 | 0 | 0 | 0 | 0 | 0 | 0 | 0 | 0 | 0 |
| 0500 | 7 | 0 | 4 | 3 | 0 | 0 | 0 | 0 | 0 | 0 | 0 | 0 | 0 | 0 |
| 0600 | 25 | 0 | 23 | 2 | 0 | 0 | 0 | 0 | 0 | 0 | 0 | 0 | 0 | 0 |
| 0700 | 55 | 1 | 51 | 3 | 0 | 0 | 0 | 0 | 0 | 0 | 0 | 0 | 0 | 0 |
| 0800 | 101 | 0 | 101 | 0 | 0 | 0 | 0 | 0 | 0 | 0 | 0 | 0 | 0 | 0 |
| 0900 | 140 | 0 | 140 | 0 | 0 | 0 | 0 | 0 | 0 | 0 | 0 | 0 | 0 | 0 |
| 1000 | 216 | 0 | 215 | 1 | 0 | 0 | 0 | 0 | 0 | 0 | 0 | 0 | 0 | 0 |
| 1100 | 173 | 0 | 171 | 2 | 0 | 0 | 0 | 0 | 0 | 0 | 0 | 0 | 0 | 0 |
| 1200 | 154 | 0 | 154 | 0 | 0 | 0 | 0 | 0 | 0 | 0 | 0 | 0 | 0 | 0 |
| 1300 | 123 | 0 | 122 | 1 | 0 | 0 | 0 | 0 | 0 | 0 | 0 | 0 | 0 | 0 |
| 1400 | 119 | 0 | 118 | 1 | 0 | 0 | 0 | 0 | 0 | 0 | 0 | 0 | 0 | 0 |
| 1500 | 105 | 0 | 104 | 1 | 0 | 0 | 0 | 0 | 0 | 0 | 0 | 0 | 0 | 0 |
| 1600 | 70 | 0 | 69 | 1 | 0 | 0 | 0 | 0 | 0 | 0 | 0 | 0 | 0 | 0 |
| 1700 | 32 | 1 | 31 | 0 | 0 | 0 | 0 | 0 | 0 | 0 | 0 | 0 | 0 | 0 |
| 1800 | 2 | 0 | 1 | 1 | 0 | 0 | 0 | 0 | 0 | 0 | 0 | 0 | 0 | 0 |
| 1900 | 0 | 0 | 0 | 0 | 0 | 0 | 0 | 0 | 0 | 0 | 0 | 0 | 0 | 0 |
| 2000 | 0 | 0 | 0 | 0 | 0 | 0 | 0 | 0 | 0 | 0 | 0 | 0 | 0 | 0 |
| 2100 | 0 | 0 | 0 | 0 | 0 | 0 | 0 | 0 | 0 | 0 | 0 | 0 | 0 | 0 |
| 2200 | 0 | 0 | 0 | 0 | 0 | 0 | 0 | 0 | 0 | 0 | 0 | 0 | 0 | 0 |
| 2300 | 0 | 0 | 0 | 0 | 0 | 0 | 0 | 0 | 0 | 0 | 0 | 0 | 0 | 0 |
| 07-19 | 1290 | 2 | 1277 | 11 | 0 | 0 | 0 | 0 | 0 | 0 | 0 | 0 | 0 | 0 |
| 06-22 | 1315 | 2 | 1300 | 13 | 0 | 0 | 0 | 0 | 0 | 0 | 0 | 0 | 0 | 0 |
| 06-00 | 1315 | 2 | 1300 | 13 | 0 | 0 | 0 | 0 | 0 | 0 | 0 | 0 | 0 | 0 |
| 00-00 | 1327 | 2 | 1309 | 16 | 0 | 0 | 0 | 0 | 0 | 0 | 0 | 0 | 0 | 0 |

Peak step 10:00 (216) AM Peak step 10:00 (216) PM Peak step 12:00 (154)

Traffic Data Service -- San Jose, CA Class Report

CustomList-872 -- English (ENU)

Datasets:

Site: [6] SHORELINE BLVD N OF NORTH RD
Data type: Axle sensors - Paired (Class/Speed/Count)

Profile:

Included classes: 1, 2, 3, 4, 5, 6, 7, 8, 9, 10, 11, 12, 13
Speed range: 0 - 100 mph.
Direction: North (bound), P = North, Lane = 0-16
Name: Default Profile
Scheme: Vehicle classification (Scheme F)
Units: Non metric (ft, mi, ft/s, mph, lb, ton)

Column Legend:

0 [Time] 24-hour time (0000 - 2359)
1 [Total] Number in time step
2 [Cls] Class totals

*** Sunday, February 11, 2024**

| Time | Total | Cls | Cls | Cls | Cls | Cls | Cls | Cls | Cls | Cls | Cls | Cls | Cls | Cls |
|--------------|-------------|-----------|-------------|-----------|----------|----------|----------|----------|----------|----------|----------|----------|----------|----------|
| <-- | | 1 | 2 | 3 | 4 | 5 | 6 | 7 | 8 | 9 | 10 | 11 | 12 | 13 |
| 0000 | 0 | 0 | 0 | 0 | 0 | 0 | 0 | 0 | 0 | 0 | 0 | 0 | 0 | 0 |
| 0100 | 0 | 0 | 0 | 0 | 0 | 0 | 0 | 0 | 0 | 0 | 0 | 0 | 0 | 0 |
| 0200 | 0 | 0 | 0 | 0 | 0 | 0 | 0 | 0 | 0 | 0 | 0 | 0 | 0 | 0 |
| 0300 | 2 | 0 | 2 | 0 | 0 | 0 | 0 | 0 | 0 | 0 | 0 | 0 | 0 | 0 |
| 0400 | 2 | 0 | 2 | 0 | 0 | 0 | 0 | 0 | 0 | 0 | 0 | 0 | 0 | 0 |
| 0500 | 6 | 0 | 4 | 2 | 0 | 0 | 0 | 0 | 0 | 0 | 0 | 0 | 0 | 0 |
| 0600 | 34 | 0 | 33 | 1 | 0 | 0 | 0 | 0 | 0 | 0 | 0 | 0 | 0 | 0 |
| 0700 | 58 | 0 | 56 | 2 | 0 | 0 | 0 | 0 | 0 | 0 | 0 | 0 | 0 | 0 |
| 0800 | 59 | 0 | 57 | 2 | 0 | 0 | 0 | 0 | 0 | 0 | 0 | 0 | 0 | 0 |
| 0900 | 119 | 0 | 119 | 0 | 0 | 0 | 0 | 0 | 0 | 0 | 0 | 0 | 0 | 0 |
| 1000 | 154 | 0 | 153 | 1 | 0 | 0 | 0 | 0 | 0 | 0 | 0 | 0 | 0 | 0 |
| 1100 | 151 | 1 | 149 | 1 | 0 | 0 | 0 | 0 | 0 | 0 | 0 | 0 | 0 | 0 |
| 1200 | 130 | 2 | 128 | 0 | 0 | 0 | 0 | 0 | 0 | 0 | 0 | 0 | 0 | 0 |
| 1300 | 169 | 5 | 160 | 2 | 0 | 0 | 2 | 0 | 0 | 0 | 0 | 0 | 0 | 0 |
| 1400 | 149 | 1 | 147 | 0 | 0 | 0 | 0 | 0 | 0 | 0 | 0 | 1 | 0 | 0 |
| 1500 | 132 | 0 | 132 | 0 | 0 | 0 | 0 | 0 | 0 | 0 | 0 | 0 | 0 | 0 |
| 1600 | 92 | 0 | 92 | 0 | 0 | 0 | 0 | 0 | 0 | 0 | 0 | 0 | 0 | 0 |
| 1700 | 60 | 1 | 58 | 0 | 1 | 0 | 0 | 0 | 0 | 0 | 0 | 0 | 0 | 0 |
| 1800 | 5 | 0 | 5 | 0 | 0 | 0 | 0 | 0 | 0 | 0 | 0 | 0 | 0 | 0 |
| 1900 | 0 | 0 | 0 | 0 | 0 | 0 | 0 | 0 | 0 | 0 | 0 | 0 | 0 | 0 |
| 2000 | 0 | 0 | 0 | 0 | 0 | 0 | 0 | 0 | 0 | 0 | 0 | 0 | 0 | 0 |
| 2100 | 0 | 0 | 0 | 0 | 0 | 0 | 0 | 0 | 0 | 0 | 0 | 0 | 0 | 0 |
| 2200 | 0 | 0 | 0 | 0 | 0 | 0 | 0 | 0 | 0 | 0 | 0 | 0 | 0 | 0 |
| 2300 | 0 | 0 | 0 | 0 | 0 | 0 | 0 | 0 | 0 | 0 | 0 | 0 | 0 | 0 |
| 07-19 | 1278 | 10 | 1256 | 8 | 1 | 0 | 2 | 0 | 0 | 0 | 0 | 1 | 0 | 0 |
| 06-22 | 1312 | 10 | 1289 | 9 | 1 | 0 | 2 | 0 | 0 | 0 | 0 | 1 | 0 | 0 |
| 06-00 | 1312 | 10 | 1289 | 9 | 1 | 0 | 2 | 0 | 0 | 0 | 0 | 1 | 0 | 0 |
| 00-00 | 1322 | 10 | 1297 | 11 | 1 | 0 | 2 | 0 | 0 | 0 | 0 | 1 | 0 | 0 |

Peak step 13:00 (169) AM Peak step 10:00 (154) PM Peak step 13:00 (169)

*** Monday, February 12, 2024**

| Time | Total | Cls | Cls | Cls | Cls | Cls | Cls | Cls | Cls | Cls | Cls | Cls | Cls | Cls |
|--------------|------------|----------|------------|-----------|----------|----------|----------|----------|----------|----------|----------|----------|----------|----------|
| <-- | | 1 | 2 | 3 | 4 | 5 | 6 | 7 | 8 | 9 | 10 | 11 | 12 | 13 |
| 0000 | 0 | 0 | 0 | 0 | 0 | 0 | 0 | 0 | 0 | 0 | 0 | 0 | 0 | 0 |
| 0100 | 0 | 0 | 0 | 0 | 0 | 0 | 0 | 0 | 0 | 0 | 0 | 0 | 0 | 0 |
| 0200 | 0 | 0 | 0 | 0 | 0 | 0 | 0 | 0 | 0 | 0 | 0 | 0 | 0 | 0 |
| 0300 | 2 | 0 | 2 | 0 | 0 | 0 | 0 | 0 | 0 | 0 | 0 | 0 | 0 | 0 |
| 0400 | 6 | 0 | 5 | 1 | 0 | 0 | 0 | 0 | 0 | 0 | 0 | 0 | 0 | 0 |
| 0500 | 15 | 0 | 13 | 2 | 0 | 0 | 0 | 0 | 0 | 0 | 0 | 0 | 0 | 0 |
| 0600 | 48 | 0 | 46 | 2 | 0 | 0 | 0 | 0 | 0 | 0 | 0 | 0 | 0 | 0 |
| 0700 | 44 | 0 | 39 | 4 | 1 | 0 | 0 | 0 | 0 | 0 | 0 | 0 | 0 | 0 |
| 0800 | 30 | 0 | 29 | 1 | 0 | 0 | 0 | 0 | 0 | 0 | 0 | 0 | 0 | 0 |
| 0900 | 59 | 1 | 55 | 3 | 0 | 0 | 0 | 0 | 0 | 0 | 0 | 0 | 0 | 0 |
| 1000 | 55 | 1 | 51 | 3 | 0 | 0 | 0 | 0 | 0 | 0 | 0 | 0 | 0 | 0 |
| 1100 | 89 | 1 | 84 | 4 | 0 | 0 | 0 | 0 | 0 | 0 | 0 | 0 | 0 | 0 |
| 1200 | 70 | 1 | 69 | 0 | 0 | 0 | 0 | 0 | 0 | 0 | 0 | 0 | 0 | 0 |
| 1300 | 85 | 0 | 82 | 3 | 0 | 0 | 0 | 0 | 0 | 0 | 0 | 0 | 0 | 0 |
| 1400 | 67 | 2 | 63 | 2 | 0 | 0 | 0 | 0 | 0 | 0 | 0 | 0 | 0 | 0 |
| 1500 | 85 | 0 | 84 | 1 | 0 | 0 | 0 | 0 | 0 | 0 | 0 | 0 | 0 | 0 |
| 1600 | 53 | 0 | 52 | 1 | 0 | 0 | 0 | 0 | 0 | 0 | 0 | 0 | 0 | 0 |
| 1700 | 65 | 1 | 61 | 3 | 0 | 0 | 0 | 0 | 0 | 0 | 0 | 0 | 0 | 0 |
| 1800 | 6 | 0 | 6 | 0 | 0 | 0 | 0 | 0 | 0 | 0 | 0 | 0 | 0 | 0 |
| 1900 | 0 | 0 | 0 | 0 | 0 | 0 | 0 | 0 | 0 | 0 | 0 | 0 | 0 | 0 |
| 2000 | 0 | 0 | 0 | 0 | 0 | 0 | 0 | 0 | 0 | 0 | 0 | 0 | 0 | 0 |
| 2100 | 0 | 0 | 0 | 0 | 0 | 0 | 0 | 0 | 0 | 0 | 0 | 0 | 0 | 0 |
| 2200 | 0 | 0 | 0 | 0 | 0 | 0 | 0 | 0 | 0 | 0 | 0 | 0 | 0 | 0 |
| 2300 | 0 | 0 | 0 | 0 | 0 | 0 | 0 | 0 | 0 | 0 | 0 | 0 | 0 | 0 |
| 07-19 | 708 | 7 | 675 | 25 | 1 | 0 | 0 | 0 | 0 | 0 | 0 | 0 | 0 | 0 |
| 06-22 | 756 | 7 | 721 | 27 | 1 | 0 | 0 | 0 | 0 | 0 | 0 | 0 | 0 | 0 |
| 06-00 | 756 | 7 | 721 | 27 | 1 | 0 | 0 | 0 | 0 | 0 | 0 | 0 | 0 | 0 |
| 00-00 | 779 | 7 | 741 | 30 | 1 | 0 | 0 | 0 | 0 | 0 | 0 | 0 | 0 | 0 |

Peak step 11:00 (89) AM Peak step 11:00 (89) PM Peak step 13:00 (85)

*** Tuesday, February 13, 2024**

| Time | Total | Cls | Cls | Cls | Cls | Cls | Cls | Cls | Cls | Cls | Cls | Cls | Cls | Cls |
|--------------|------------|----------|------------|-----------|----------|----------|----------|----------|----------|----------|----------|----------|----------|----------|
| <-- | | 1 | 2 | 3 | 4 | 5 | 6 | 7 | 8 | 9 | 10 | 11 | 12 | 13 |
| 0000 | 0 | 0 | 0 | 0 | 0 | 0 | 0 | 0 | 0 | 0 | 0 | 0 | 0 | 0 |
| 0100 | 0 | 0 | 0 | 0 | 0 | 0 | 0 | 0 | 0 | 0 | 0 | 0 | 0 | 0 |
| 0200 | 1 | 0 | 1 | 0 | 0 | 0 | 0 | 0 | 0 | 0 | 0 | 0 | 0 | 0 |
| 0300 | 3 | 0 | 3 | 0 | 0 | 0 | 0 | 0 | 0 | 0 | 0 | 0 | 0 | 0 |
| 0400 | 11 | 1 | 7 | 3 | 0 | 0 | 0 | 0 | 0 | 0 | 0 | 0 | 0 | 0 |
| 0500 | 8 | 0 | 6 | 2 | 0 | 0 | 0 | 0 | 0 | 0 | 0 | 0 | 0 | 0 |
| 0600 | 55 | 1 | 51 | 3 | 0 | 0 | 0 | 0 | 0 | 0 | 0 | 0 | 0 | 0 |
| 0700 | 49 | 1 | 45 | 3 | 0 | 0 | 0 | 0 | 0 | 0 | 0 | 0 | 0 | 0 |
| 0800 | 44 | 1 | 42 | 1 | 0 | 0 | 0 | 0 | 0 | 0 | 0 | 0 | 0 | 0 |
| 0900 | 65 | 1 | 60 | 3 | 1 | 0 | 0 | 0 | 0 | 0 | 0 | 0 | 0 | 0 |
| 1000 | 61 | 2 | 57 | 2 | 0 | 0 | 0 | 0 | 0 | 0 | 0 | 0 | 0 | 0 |
| 1100 | 88 | 0 | 87 | 1 | 0 | 0 | 0 | 0 | 0 | 0 | 0 | 0 | 0 | 0 |
| 1200 | 68 | 0 | 66 | 2 | 0 | 0 | 0 | 0 | 0 | 0 | 0 | 0 | 0 | 0 |
| 1300 | 74 | 0 | 72 | 2 | 0 | 0 | 0 | 0 | 0 | 0 | 0 | 0 | 0 | 0 |
| 1400 | 97 | 1 | 92 | 4 | 0 | 0 | 0 | 0 | 0 | 0 | 0 | 0 | 0 | 0 |
| 1500 | 52 | 1 | 50 | 1 | 0 | 0 | 0 | 0 | 0 | 0 | 0 | 0 | 0 | 0 |
| 1600 | 74 | 0 | 74 | 0 | 0 | 0 | 0 | 0 | 0 | 0 | 0 | 0 | 0 | 0 |
| 1700 | 42 | 0 | 40 | 2 | 0 | 0 | 0 | 0 | 0 | 0 | 0 | 0 | 0 | 0 |
| 1800 | 12 | 0 | 12 | 0 | 0 | 0 | 0 | 0 | 0 | 0 | 0 | 0 | 0 | 0 |
| 1900 | 0 | 0 | 0 | 0 | 0 | 0 | 0 | 0 | 0 | 0 | 0 | 0 | 0 | 0 |
| 2000 | 0 | 0 | 0 | 0 | 0 | 0 | 0 | 0 | 0 | 0 | 0 | 0 | 0 | 0 |
| 2100 | 0 | 0 | 0 | 0 | 0 | 0 | 0 | 0 | 0 | 0 | 0 | 0 | 0 | 0 |
| 2200 | 0 | 0 | 0 | 0 | 0 | 0 | 0 | 0 | 0 | 0 | 0 | 0 | 0 | 0 |
| 2300 | 0 | 0 | 0 | 0 | 0 | 0 | 0 | 0 | 0 | 0 | 0 | 0 | 0 | 0 |
| 07-19 | 726 | 7 | 697 | 21 | 1 | 0 | 0 | 0 | 0 | 0 | 0 | 0 | 0 | 0 |
| 06-22 | 781 | 8 | 748 | 24 | 1 | 0 | 0 | 0 | 0 | 0 | 0 | 0 | 0 | 0 |
| 06-00 | 781 | 8 | 748 | 24 | 1 | 0 | 0 | 0 | 0 | 0 | 0 | 0 | 0 | 0 |
| 00-00 | 804 | 9 | 765 | 29 | 1 | 0 | 0 | 0 | 0 | 0 | 0 | 0 | 0 | 0 |

Peak step 14:00 (97) AM Peak step 11:00 (88) PM Peak step 14:00 (97)

*** Wednesday, February 14, 2024**

| Time | Total | Cls | Cls | Cls | Cls | Cls | Cls | Cls | Cls | Cls | Cls | Cls | Cls | Cls |
|--------------|------------|----------|------------|-----------|----------|----------|----------|----------|----------|----------|----------|----------|----------|----------|
| <-- | | 1 | 2 | 3 | 4 | 5 | 6 | 7 | 8 | 9 | 10 | 11 | 12 | 13 |
| 0000 | 0 | 0 | 0 | 0 | 0 | 0 | 0 | 0 | 0 | 0 | 0 | 0 | 0 | 0 |
| 0100 | 0 | 0 | 0 | 0 | 0 | 0 | 0 | 0 | 0 | 0 | 0 | 0 | 0 | 0 |
| 0200 | 1 | 0 | 1 | 0 | 0 | 0 | 0 | 0 | 0 | 0 | 0 | 0 | 0 | 0 |
| 0300 | 2 | 0 | 2 | 0 | 0 | 0 | 0 | 0 | 0 | 0 | 0 | 0 | 0 | 0 |
| 0400 | 11 | 0 | 9 | 1 | 0 | 0 | 1 | 0 | 0 | 0 | 0 | 0 | 0 | 0 |
| 0500 | 13 | 1 | 10 | 2 | 0 | 0 | 0 | 0 | 0 | 0 | 0 | 0 | 0 | 0 |
| 0600 | 39 | 0 | 37 | 2 | 0 | 0 | 0 | 0 | 0 | 0 | 0 | 0 | 0 | 0 |
| 0700 | 32 | 0 | 31 | 1 | 0 | 0 | 0 | 0 | 0 | 0 | 0 | 0 | 0 | 0 |
| 0800 | 40 | 0 | 40 | 0 | 0 | 0 | 0 | 0 | 0 | 0 | 0 | 0 | 0 | 0 |
| 0900 | 57 | 1 | 52 | 4 | 0 | 0 | 0 | 0 | 0 | 0 | 0 | 0 | 0 | 0 |
| 1000 | 60 | 2 | 56 | 2 | 0 | 0 | 0 | 0 | 0 | 0 | 0 | 0 | 0 | 0 |
| 1100 | 53 | 0 | 51 | 2 | 0 | 0 | 0 | 0 | 0 | 0 | 0 | 0 | 0 | 0 |
| 1200 | 47 | 0 | 47 | 0 | 0 | 0 | 0 | 0 | 0 | 0 | 0 | 0 | 0 | 0 |
| 1300 | 49 | 0 | 47 | 2 | 0 | 0 | 0 | 0 | 0 | 0 | 0 | 0 | 0 | 0 |
| 1400 | 47 | 0 | 45 | 2 | 0 | 0 | 0 | 0 | 0 | 0 | 0 | 0 | 0 | 0 |
| 1500 | 20 | 0 | 20 | 0 | 0 | 0 | 0 | 0 | 0 | 0 | 0 | 0 | 0 | 0 |
| 1600 | 25 | 0 | 25 | 0 | 0 | 0 | 0 | 0 | 0 | 0 | 0 | 0 | 0 | 0 |
| 1700 | 28 | 0 | 28 | 0 | 0 | 0 | 0 | 0 | 0 | 0 | 0 | 0 | 0 | 0 |
| 1800 | 7 | 0 | 7 | 0 | 0 | 0 | 0 | 0 | 0 | 0 | 0 | 0 | 0 | 0 |
| 1900 | 0 | 0 | 0 | 0 | 0 | 0 | 0 | 0 | 0 | 0 | 0 | 0 | 0 | 0 |
| 2000 | 0 | 0 | 0 | 0 | 0 | 0 | 0 | 0 | 0 | 0 | 0 | 0 | 0 | 0 |
| 2100 | 0 | 0 | 0 | 0 | 0 | 0 | 0 | 0 | 0 | 0 | 0 | 0 | 0 | 0 |
| 2200 | 0 | 0 | 0 | 0 | 0 | 0 | 0 | 0 | 0 | 0 | 0 | 0 | 0 | 0 |
| 2300 | 0 | 0 | 0 | 0 | 0 | 0 | 0 | 0 | 0 | 0 | 0 | 0 | 0 | 0 |
| 07-19 | 465 | 3 | 449 | 13 | 0 | 0 | 0 | 0 | 0 | 0 | 0 | 0 | 0 | 0 |
| 06-22 | 504 | 3 | 486 | 15 | 0 | 0 | 0 | 0 | 0 | 0 | 0 | 0 | 0 | 0 |
| 06-00 | 504 | 3 | 486 | 15 | 0 | 0 | 0 | 0 | 0 | 0 | 0 | 0 | 0 | 0 |
| 00-00 | 531 | 4 | 508 | 18 | 0 | 0 | 1 | 0 | 0 | 0 | 0 | 0 | 0 | 0 |

Peak step 10:00 (60) AM Peak step 10:00 (60) PM Peak step 13:00 (49)

*** Thursday, February 15, 2024**

| Time | Total | Cls | Cls | Cls | Cls | Cls | Cls | Cls | Cls | Cls | Cls | Cls | Cls | Cls |
|--------------|------------|----------|------------|-----------|----------|----------|----------|----------|----------|----------|----------|----------|----------|----------|
| <-- | | 1 | 2 | 3 | 4 | 5 | 6 | 7 | 8 | 9 | 10 | 11 | 12 | 13 |
| 0000 | 0 | 0 | 0 | 0 | 0 | 0 | 0 | 0 | 0 | 0 | 0 | 0 | 0 | 0 |
| 0100 | 0 | 0 | 0 | 0 | 0 | 0 | 0 | 0 | 0 | 0 | 0 | 0 | 0 | 0 |
| 0200 | 1 | 0 | 1 | 0 | 0 | 0 | 0 | 0 | 0 | 0 | 0 | 0 | 0 | 0 |
| 0300 | 2 | 0 | 2 | 0 | 0 | 0 | 0 | 0 | 0 | 0 | 0 | 0 | 0 | 0 |
| 0400 | 8 | 0 | 8 | 0 | 0 | 0 | 0 | 0 | 0 | 0 | 0 | 0 | 0 | 0 |
| 0500 | 10 | 0 | 8 | 2 | 0 | 0 | 0 | 0 | 0 | 0 | 0 | 0 | 0 | 0 |
| 0600 | 41 | 0 | 41 | 0 | 0 | 0 | 0 | 0 | 0 | 0 | 0 | 0 | 0 | 0 |
| 0700 | 33 | 1 | 31 | 1 | 0 | 0 | 0 | 0 | 0 | 0 | 0 | 0 | 0 | 0 |
| 0800 | 23 | 0 | 23 | 0 | 0 | 0 | 0 | 0 | 0 | 0 | 0 | 0 | 0 | 0 |
| 0900 | 51 | 0 | 48 | 3 | 0 | 0 | 0 | 0 | 0 | 0 | 0 | 0 | 0 | 0 |
| 1000 | 80 | 1 | 75 | 3 | 0 | 0 | 0 | 0 | 1 | 0 | 0 | 0 | 0 | 0 |
| 1100 | 96 | 0 | 91 | 4 | 1 | 0 | 0 | 0 | 0 | 0 | 0 | 0 | 0 | 0 |
| 1200 | 67 | 0 | 65 | 1 | 0 | 0 | 0 | 0 | 1 | 0 | 0 | 0 | 0 | 0 |
| 1300 | 80 | 1 | 76 | 2 | 0 | 0 | 1 | 0 | 0 | 0 | 0 | 0 | 0 | 0 |
| 1400 | 75 | 1 | 71 | 3 | 0 | 0 | 0 | 0 | 0 | 0 | 0 | 0 | 0 | 0 |
| 1500 | 79 | 1 | 73 | 5 | 0 | 0 | 0 | 0 | 0 | 0 | 0 | 0 | 0 | 0 |
| 1600 | 72 | 0 | 72 | 0 | 0 | 0 | 0 | 0 | 0 | 0 | 0 | 0 | 0 | 0 |
| 1700 | 55 | 2 | 53 | 0 | 0 | 0 | 0 | 0 | 0 | 0 | 0 | 0 | 0 | 0 |
| 1800 | 11 | 0 | 11 | 0 | 0 | 0 | 0 | 0 | 0 | 0 | 0 | 0 | 0 | 0 |
| 1900 | 1 | 0 | 1 | 0 | 0 | 0 | 0 | 0 | 0 | 0 | 0 | 0 | 0 | 0 |
| 2000 | 0 | 0 | 0 | 0 | 0 | 0 | 0 | 0 | 0 | 0 | 0 | 0 | 0 | 0 |
| 2100 | 0 | 0 | 0 | 0 | 0 | 0 | 0 | 0 | 0 | 0 | 0 | 0 | 0 | 0 |
| 2200 | 0 | 0 | 0 | 0 | 0 | 0 | 0 | 0 | 0 | 0 | 0 | 0 | 0 | 0 |
| 2300 | 0 | 0 | 0 | 0 | 0 | 0 | 0 | 0 | 0 | 0 | 0 | 0 | 0 | 0 |
| 07-19 | 722 | 7 | 689 | 22 | 1 | 0 | 1 | 0 | 2 | 0 | 0 | 0 | 0 | 0 |
| 06-22 | 764 | 7 | 731 | 22 | 1 | 0 | 1 | 0 | 2 | 0 | 0 | 0 | 0 | 0 |
| 06-00 | 764 | 7 | 731 | 22 | 1 | 0 | 1 | 0 | 2 | 0 | 0 | 0 | 0 | 0 |
| 00-00 | 785 | 7 | 750 | 24 | 1 | 0 | 1 | 0 | 2 | 0 | 0 | 0 | 0 | 0 |

Peak step 11:00 (96) AM Peak step 11:00 (96) PM Peak step 13:00 (80)

*** Friday, February 16, 2024**

| Time | Total | Cls 1 | Cls 2 | Cls 3 | Cls 4 | Cls 5 | Cls 6 | Cls 7 | Cls 8 | Cls 9 | Cls 10 | Cls 11 | Cls 12 | Cls 13 |
|--------------|------------|----------|------------|-----------|----------|----------|----------|----------|----------|----------|----------|----------|----------|----------|
| <-- | | 1 | 2 | 3 | 4 | 5 | 6 | 7 | 8 | 9 | 10 | 11 | 12 | 13 |
| 0000 | 0 | 0 | 0 | 0 | 0 | 0 | 0 | 0 | 0 | 0 | 0 | 0 | 0 | 0 |
| 0100 | 0 | 0 | 0 | 0 | 0 | 0 | 0 | 0 | 0 | 0 | 0 | 0 | 0 | 0 |
| 0200 | 1 | 0 | 1 | 0 | 0 | 0 | 0 | 0 | 0 | 0 | 0 | 0 | 0 | 0 |
| 0300 | 2 | 0 | 2 | 0 | 0 | 0 | 0 | 0 | 0 | 0 | 0 | 0 | 0 | 0 |
| 0400 | 5 | 0 | 5 | 0 | 0 | 0 | 0 | 0 | 0 | 0 | 0 | 0 | 0 | 0 |
| 0500 | 15 | 0 | 13 | 2 | 0 | 0 | 0 | 0 | 0 | 0 | 0 | 0 | 0 | 0 |
| 0600 | 38 | 0 | 37 | 1 | 0 | 0 | 0 | 0 | 0 | 0 | 0 | 0 | 0 | 0 |
| 0700 | 34 | 0 | 32 | 2 | 0 | 0 | 0 | 0 | 0 | 0 | 0 | 0 | 0 | 0 |
| 0800 | 91 | 0 | 89 | 2 | 0 | 0 | 0 | 0 | 0 | 0 | 0 | 0 | 0 | 0 |
| 0900 | 75 | 0 | 72 | 3 | 0 | 0 | 0 | 0 | 0 | 0 | 0 | 0 | 0 | 0 |
| 1000 | 88 | 0 | 86 | 1 | 0 | 1 | 0 | 0 | 0 | 0 | 0 | 0 | 0 | 0 |
| 1100 | 73 | 1 | 71 | 1 | 0 | 0 | 0 | 0 | 0 | 0 | 0 | 0 | 0 | 0 |
| 1200 | 90 | 1 | 88 | 1 | 0 | 0 | 0 | 0 | 0 | 0 | 0 | 0 | 0 | 0 |
| 1300 | 75 | 0 | 75 | 0 | 0 | 0 | 0 | 0 | 0 | 0 | 0 | 0 | 0 | 0 |
| 1400 | 113 | 0 | 112 | 1 | 0 | 0 | 0 | 0 | 0 | 0 | 0 | 0 | 0 | 0 |
| 1500 | 86 | 2 | 79 | 5 | 0 | 0 | 0 | 0 | 0 | 0 | 0 | 0 | 0 | 0 |
| 1600 | 63 | 0 | 62 | 0 | 0 | 0 | 1 | 0 | 0 | 0 | 0 | 0 | 0 | 0 |
| 1700 | 30 | 1 | 29 | 0 | 0 | 0 | 0 | 0 | 0 | 0 | 0 | 0 | 0 | 0 |
| 1800 | 6 | 1 | 5 | 0 | 0 | 0 | 0 | 0 | 0 | 0 | 0 | 0 | 0 | 0 |
| 1900 | 2 | 1 | 0 | 1 | 0 | 0 | 0 | 0 | 0 | 0 | 0 | 0 | 0 | 0 |
| 2000 | 0 | 0 | 0 | 0 | 0 | 0 | 0 | 0 | 0 | 0 | 0 | 0 | 0 | 0 |
| 2100 | 0 | 0 | 0 | 0 | 0 | 0 | 0 | 0 | 0 | 0 | 0 | 0 | 0 | 0 |
| 2200 | 0 | 0 | 0 | 0 | 0 | 0 | 0 | 0 | 0 | 0 | 0 | 0 | 0 | 0 |
| 2300 | 0 | 0 | 0 | 0 | 0 | 0 | 0 | 0 | 0 | 0 | 0 | 0 | 0 | 0 |
| 07-19 | 824 | 6 | 800 | 16 | 0 | 1 | 1 | 0 | 0 | 0 | 0 | 0 | 0 | 0 |
| 06-22 | 864 | 7 | 837 | 18 | 0 | 1 | 1 | 0 | 0 | 0 | 0 | 0 | 0 | 0 |
| 06-00 | 864 | 7 | 837 | 18 | 0 | 1 | 1 | 0 | 0 | 0 | 0 | 0 | 0 | 0 |
| 00-00 | 887 | 7 | 858 | 20 | 0 | 1 | 1 | 0 | 0 | 0 | 0 | 0 | 0 | 0 |

Peak step 14:00 (113) AM Peak step 8:00 (91) PM Peak step 14:00 (113)

*** Saturday, February 17, 2024**

| Time | Total | Cls 1 | Cls 2 | Cls 3 | Cls 4 | Cls 5 | Cls 6 | Cls 7 | Cls 8 | Cls 9 | Cls 10 | Cls 11 | Cls 12 | Cls 13 |
|--------------|------------|----------|------------|-----------|----------|----------|----------|----------|----------|----------|----------|----------|----------|----------|
| <-- | | 1 | 2 | 3 | 4 | 5 | 6 | 7 | 8 | 9 | 10 | 11 | 12 | 13 |
| 0000 | 0 | 0 | 0 | 0 | 0 | 0 | 0 | 0 | 0 | 0 | 0 | 0 | 0 | 0 |
| 0100 | 0 | 0 | 0 | 0 | 0 | 0 | 0 | 0 | 0 | 0 | 0 | 0 | 0 | 0 |
| 0200 | 1 | 0 | 1 | 0 | 0 | 0 | 0 | 0 | 0 | 0 | 0 | 0 | 0 | 0 |
| 0300 | 1 | 0 | 1 | 0 | 0 | 0 | 0 | 0 | 0 | 0 | 0 | 0 | 0 | 0 |
| 0400 | 4 | 0 | 4 | 0 | 0 | 0 | 0 | 0 | 0 | 0 | 0 | 0 | 0 | 0 |
| 0500 | 8 | 0 | 8 | 0 | 0 | 0 | 0 | 0 | 0 | 0 | 0 | 0 | 0 | 0 |
| 0600 | 34 | 0 | 32 | 2 | 0 | 0 | 0 | 0 | 0 | 0 | 0 | 0 | 0 | 0 |
| 0700 | 37 | 0 | 36 | 1 | 0 | 0 | 0 | 0 | 0 | 0 | 0 | 0 | 0 | 0 |
| 0800 | 69 | 0 | 69 | 0 | 0 | 0 | 0 | 0 | 0 | 0 | 0 | 0 | 0 | 0 |
| 0900 | 45 | 0 | 42 | 3 | 0 | 0 | 0 | 0 | 0 | 0 | 0 | 0 | 0 | 0 |
| 1000 | 47 | 0 | 44 | 3 | 0 | 0 | 0 | 0 | 0 | 0 | 0 | 0 | 0 | 0 |
| 1100 | 45 | 0 | 44 | 1 | 0 | 0 | 0 | 0 | 0 | 0 | 0 | 0 | 0 | 0 |
| 1200 | 70 | 0 | 66 | 4 | 0 | 0 | 0 | 0 | 0 | 0 | 0 | 0 | 0 | 0 |
| 1300 | 61 | 0 | 61 | 0 | 0 | 0 | 0 | 0 | 0 | 0 | 0 | 0 | 0 | 0 |
| 1400 | 67 | 0 | 66 | 1 | 0 | 0 | 0 | 0 | 0 | 0 | 0 | 0 | 0 | 0 |
| 1500 | 29 | 0 | 26 | 3 | 0 | 0 | 0 | 0 | 0 | 0 | 0 | 0 | 0 | 0 |
| 1600 | 33 | 0 | 33 | 0 | 0 | 0 | 0 | 0 | 0 | 0 | 0 | 0 | 0 | 0 |
| 1700 | 25 | 0 | 24 | 1 | 0 | 0 | 0 | 0 | 0 | 0 | 0 | 0 | 0 | 0 |
| 1800 | 3 | 0 | 2 | 1 | 0 | 0 | 0 | 0 | 0 | 0 | 0 | 0 | 0 | 0 |
| 1900 | 0 | 0 | 0 | 0 | 0 | 0 | 0 | 0 | 0 | 0 | 0 | 0 | 0 | 0 |
| 2000 | 0 | 0 | 0 | 0 | 0 | 0 | 0 | 0 | 0 | 0 | 0 | 0 | 0 | 0 |
| 2100 | 0 | 0 | 0 | 0 | 0 | 0 | 0 | 0 | 0 | 0 | 0 | 0 | 0 | 0 |
| 2200 | 0 | 0 | 0 | 0 | 0 | 0 | 0 | 0 | 0 | 0 | 0 | 0 | 0 | 0 |
| 2300 | 0 | 0 | 0 | 0 | 0 | 0 | 0 | 0 | 0 | 0 | 0 | 0 | 0 | 0 |
| 07-19 | 531 | 0 | 513 | 18 | 0 | 0 | 0 | 0 | 0 | 0 | 0 | 0 | 0 | 0 |
| 06-22 | 565 | 0 | 545 | 20 | 0 | 0 | 0 | 0 | 0 | 0 | 0 | 0 | 0 | 0 |
| 06-00 | 565 | 0 | 545 | 20 | 0 | 0 | 0 | 0 | 0 | 0 | 0 | 0 | 0 | 0 |
| 00-00 | 579 | 0 | 559 | 20 | 0 | 0 | 0 | 0 | 0 | 0 | 0 | 0 | 0 | 0 |

Peak step 12:00 (70) AM Peak step 8:00 (69) PM Peak step 12:00 (70)

Traffic Data Service -- San Jose, CA Class Report

CustomList-850 -- English (ENU)

Datasets:

Site: [6] SHORELINE BLVD N OF NORTH RD
Data type: Axle sensors - Paired (Class/Speed/Count)

Profile:

Included classes: 1, 2, 3, 4, 5, 6, 7, 8, 9, 10, 11, 12, 13
Speed range: 0 - 100 mph.
Direction: South (bound), P = South, Lane = 0-16
Name: Default Profile
Scheme: Vehicle classification (Scheme F)
Units: Non metric (ft, mi, ft/s, mph, lb, ton)

Column Legend:

0 [Time] 24-hour time (0000 - 2359)
1 [Total] Number in time step
2 [Cls] Class totals

*** Sunday, January 21, 2024**

| Time | Total | Cls 1 | Cls 2 | Cls 3 | Cls 4 | Cls 5 | Cls 6 | Cls 7 | Cls 8 | Cls 9 | Cls 10 | Cls 11 | Cls 12 | Cls 13 |
|--------------|-------------|----------|-------------|------------|----------|----------|----------|----------|----------|----------|----------|----------|----------|----------|
| <-- | | 1 | 2 | 3 | 4 | 5 | 6 | 7 | 8 | 9 | 10 | 11 | 12 | 13 |
| 0000 | 0 | 0 | 0 | 0 | 0 | 0 | 0 | 0 | 0 | 0 | 0 | 0 | 0 | 0 |
| 0100 | 0 | 0 | 0 | 0 | 0 | 0 | 0 | 0 | 0 | 0 | 0 | 0 | 0 | 0 |
| 0200 | 1 | 0 | 1 | 0 | 0 | 0 | 0 | 0 | 0 | 0 | 0 | 0 | 0 | 0 |
| 0300 | 0 | 0 | 0 | 0 | 0 | 0 | 0 | 0 | 0 | 0 | 0 | 0 | 0 | 0 |
| 0400 | 0 | 0 | 0 | 0 | 0 | 0 | 0 | 0 | 0 | 0 | 0 | 0 | 0 | 0 |
| 0500 | 0 | 0 | 0 | 0 | 0 | 0 | 0 | 0 | 0 | 0 | 0 | 0 | 0 | 0 |
| 0600 | 1 | 0 | 1 | 0 | 0 | 0 | 0 | 0 | 0 | 0 | 0 | 0 | 0 | 0 |
| 0700 | 1 | 0 | 1 | 0 | 0 | 0 | 0 | 0 | 0 | 0 | 0 | 0 | 0 | 0 |
| 0800 | 8 | 0 | 8 | 0 | 0 | 0 | 0 | 0 | 0 | 0 | 0 | 0 | 0 | 0 |
| 0900 | 57 | 0 | 46 | 10 | 0 | 1 | 0 | 0 | 0 | 0 | 0 | 0 | 0 | 0 |
| 1000 | 75 | 1 | 55 | 19 | 0 | 0 | 0 | 0 | 0 | 0 | 0 | 0 | 0 | 0 |
| 1100 | 149 | 0 | 122 | 27 | 0 | 0 | 0 | 0 | 0 | 0 | 0 | 0 | 0 | 0 |
| 1200 | 143 | 0 | 121 | 21 | 1 | 0 | 0 | 0 | 0 | 0 | 0 | 0 | 0 | 0 |
| 1300 | 169 | 0 | 134 | 35 | 0 | 0 | 0 | 0 | 0 | 0 | 0 | 0 | 0 | 0 |
| 1400 | 161 | 1 | 125 | 34 | 0 | 0 | 1 | 0 | 0 | 0 | 0 | 0 | 0 | 0 |
| 1500 | 177 | 2 | 149 | 26 | 0 | 0 | 0 | 0 | 0 | 0 | 0 | 0 | 0 | 0 |
| 1600 | 172 | 0 | 146 | 26 | 0 | 0 | 0 | 0 | 0 | 0 | 0 | 0 | 0 | 0 |
| 1700 | 161 | 0 | 126 | 34 | 0 | 1 | 0 | 0 | 0 | 0 | 0 | 0 | 0 | 0 |
| 1800 | 19 | 0 | 16 | 3 | 0 | 0 | 0 | 0 | 0 | 0 | 0 | 0 | 0 | 0 |
| 1900 | 4 | 0 | 4 | 0 | 0 | 0 | 0 | 0 | 0 | 0 | 0 | 0 | 0 | 0 |
| 2000 | 0 | 0 | 0 | 0 | 0 | 0 | 0 | 0 | 0 | 0 | 0 | 0 | 0 | 0 |
| 2100 | 1 | 0 | 1 | 0 | 0 | 0 | 0 | 0 | 0 | 0 | 0 | 0 | 0 | 0 |
| 2200 | 2 | 0 | 2 | 0 | 0 | 0 | 0 | 0 | 0 | 0 | 0 | 0 | 0 | 0 |
| 2300 | 0 | 0 | 0 | 0 | 0 | 0 | 0 | 0 | 0 | 0 | 0 | 0 | 0 | 0 |
| 07-19 | 1292 | 4 | 1049 | 235 | 1 | 2 | 1 | 0 | 0 | 0 | 0 | 0 | 0 | 0 |
| 06-22 | 1298 | 4 | 1055 | 235 | 1 | 2 | 1 | 0 | 0 | 0 | 0 | 0 | 0 | 0 |
| 06-00 | 1300 | 4 | 1057 | 235 | 1 | 2 | 1 | 0 | 0 | 0 | 0 | 0 | 0 | 0 |
| 00-00 | 1301 | 4 | 1058 | 235 | 1 | 2 | 1 | 0 | 0 | 0 | 0 | 0 | 0 | 0 |

Peak step 15:00 (177) AM Peak step 11:00 (149) PM Peak step 15:00 (177)

*** Monday, January 22, 2024**

| Time | Total | Cls 1 | Cls 2 | Cls 3 | Cls 4 | Cls 5 | Cls 6 | Cls 7 | Cls 8 | Cls 9 | Cls 10 | Cls 11 | Cls 12 | Cls 13 |
|--------------|------------|----------|------------|-----------|----------|----------|----------|----------|----------|----------|----------|----------|----------|----------|
| <-- | | 1 | 2 | 3 | 4 | 5 | 6 | 7 | 8 | 9 | 10 | 11 | 12 | 13 |
| 0000 | 0 | 0 | 0 | 0 | 0 | 0 | 0 | 0 | 0 | 0 | 0 | 0 | 0 | 0 |
| 0100 | 0 | 0 | 0 | 0 | 0 | 0 | 0 | 0 | 0 | 0 | 0 | 0 | 0 | 0 |
| 0200 | 0 | 0 | 0 | 0 | 0 | 0 | 0 | 0 | 0 | 0 | 0 | 0 | 0 | 0 |
| 0300 | 0 | 0 | 0 | 0 | 0 | 0 | 0 | 0 | 0 | 0 | 0 | 0 | 0 | 0 |
| 0400 | 1 | 0 | 0 | 0 | 0 | 0 | 0 | 1 | 0 | 0 | 0 | 0 | 0 | 0 |
| 0500 | 4 | 0 | 2 | 1 | 0 | 0 | 1 | 0 | 0 | 0 | 0 | 0 | 0 | 0 |
| 0600 | 1 | 0 | 0 | 0 | 0 | 0 | 1 | 0 | 0 | 0 | 0 | 0 | 0 | 0 |
| 0700 | 14 | 0 | 8 | 5 | 0 | 0 | 0 | 0 | 0 | 0 | 0 | 1 | 0 | 0 |
| 0800 | 15 | 0 | 10 | 5 | 0 | 0 | 0 | 0 | 0 | 0 | 0 | 0 | 0 | 0 |
| 0900 | 19 | 1 | 13 | 5 | 0 | 0 | 0 | 0 | 0 | 0 | 0 | 0 | 0 | 0 |
| 1000 | 22 | 0 | 16 | 5 | 1 | 0 | 0 | 0 | 0 | 0 | 0 | 0 | 0 | 0 |
| 1100 | 17 | 0 | 13 | 4 | 0 | 0 | 0 | 0 | 0 | 0 | 0 | 0 | 0 | 0 |
| 1200 | 23 | 0 | 21 | 1 | 0 | 1 | 0 | 0 | 0 | 0 | 0 | 0 | 0 | 0 |
| 1300 | 34 | 2 | 29 | 2 | 0 | 0 | 0 | 0 | 1 | 0 | 0 | 0 | 0 | 0 |
| 1400 | 34 | 0 | 30 | 4 | 0 | 0 | 0 | 0 | 0 | 0 | 0 | 0 | 0 | 0 |
| 1500 | 34 | 0 | 29 | 5 | 0 | 0 | 0 | 0 | 0 | 0 | 0 | 0 | 0 | 0 |
| 1600 | 53 | 1 | 47 | 5 | 0 | 0 | 0 | 0 | 0 | 0 | 0 | 0 | 0 | 0 |
| 1700 | 50 | 1 | 43 | 6 | 0 | 0 | 0 | 0 | 0 | 0 | 0 | 0 | 0 | 0 |
| 1800 | 26 | 1 | 25 | 0 | 0 | 0 | 0 | 0 | 0 | 0 | 0 | 0 | 0 | 0 |
| 1900 | 5 | 2 | 3 | 0 | 0 | 0 | 0 | 0 | 0 | 0 | 0 | 0 | 0 | 0 |
| 2000 | 3 | 0 | 3 | 0 | 0 | 0 | 0 | 0 | 0 | 0 | 0 | 0 | 0 | 0 |
| 2100 | 1 | 0 | 1 | 0 | 0 | 0 | 0 | 0 | 0 | 0 | 0 | 0 | 0 | 0 |
| 2200 | 0 | 0 | 0 | 0 | 0 | 0 | 0 | 0 | 0 | 0 | 0 | 0 | 0 | 0 |
| 2300 | 1 | 0 | 1 | 0 | 0 | 0 | 0 | 0 | 0 | 0 | 0 | 0 | 0 | 0 |
| 07-19 | 341 | 6 | 284 | 47 | 1 | 1 | 0 | 0 | 1 | 0 | 0 | 1 | 0 | 0 |
| 06-22 | 351 | 8 | 291 | 47 | 1 | 1 | 1 | 0 | 1 | 0 | 0 | 1 | 0 | 0 |
| 06-00 | 352 | 8 | 292 | 47 | 1 | 1 | 1 | 0 | 1 | 0 | 0 | 1 | 0 | 0 |
| 00-00 | 357 | 8 | 294 | 48 | 1 | 1 | 2 | 1 | 1 | 0 | 0 | 1 | 0 | 0 |

Peak step 16:00 (53) AM Peak step 10:00 (22) PM Peak step 16:00 (53)

*** Tuesday, January 23, 2024**

| Time | Total | Cls 1 | Cls 2 | Cls 3 | Cls 4 | Cls 5 | Cls 6 | Cls 7 | Cls 8 | Cls 9 | Cls 10 | Cls 11 | Cls 12 | Cls 13 |
|--------------|------------|-----------|------------|-----------|----------|----------|----------|----------|----------|----------|----------|----------|----------|----------|
| <-- | | 1 | 2 | 3 | 4 | 5 | 6 | 7 | 8 | 9 | 10 | 11 | 12 | 13 |
| 0000 | 0 | 0 | 0 | 0 | 0 | 0 | 0 | 0 | 0 | 0 | 0 | 0 | 0 | 0 |
| 0100 | 0 | 0 | 0 | 0 | 0 | 0 | 0 | 0 | 0 | 0 | 0 | 0 | 0 | 0 |
| 0200 | 0 | 0 | 0 | 0 | 0 | 0 | 0 | 0 | 0 | 0 | 0 | 0 | 0 | 0 |
| 0300 | 0 | 0 | 0 | 0 | 0 | 0 | 0 | 0 | 0 | 0 | 0 | 0 | 0 | 0 |
| 0400 | 0 | 0 | 0 | 0 | 0 | 0 | 0 | 0 | 0 | 0 | 0 | 0 | 0 | 0 |
| 0500 | 4 | 0 | 4 | 0 | 0 | 0 | 0 | 0 | 0 | 0 | 0 | 0 | 0 | 0 |
| 0600 | 6 | 0 | 4 | 2 | 0 | 0 | 0 | 0 | 0 | 0 | 0 | 0 | 0 | 0 |
| 0700 | 12 | 0 | 6 | 5 | 0 | 0 | 0 | 0 | 1 | 0 | 0 | 0 | 0 | 0 |
| 0800 | 11 | 1 | 10 | 0 | 0 | 0 | 0 | 0 | 0 | 0 | 0 | 0 | 0 | 0 |
| 0900 | 25 | 2 | 21 | 2 | 0 | 0 | 0 | 0 | 0 | 0 | 0 | 0 | 0 | 0 |
| 1000 | 33 | 0 | 33 | 0 | 0 | 0 | 0 | 0 | 0 | 0 | 0 | 0 | 0 | 0 |
| 1100 | 59 | 0 | 47 | 10 | 0 | 0 | 1 | 0 | 0 | 0 | 0 | 0 | 0 | 1 |
| 1200 | 77 | 3 | 63 | 10 | 0 | 1 | 0 | 0 | 0 | 0 | 0 | 0 | 0 | 0 |
| 1300 | 84 | 1 | 74 | 9 | 0 | 0 | 0 | 0 | 0 | 0 | 0 | 0 | 0 | 0 |
| 1400 | 85 | 2 | 75 | 8 | 0 | 0 | 0 | 0 | 0 | 0 | 0 | 0 | 0 | 0 |
| 1500 | 108 | 0 | 104 | 4 | 0 | 0 | 0 | 0 | 0 | 0 | 0 | 0 | 0 | 0 |
| 1600 | 96 | 0 | 90 | 6 | 0 | 0 | 0 | 0 | 0 | 0 | 0 | 0 | 0 | 0 |
| 1700 | 73 | 1 | 64 | 8 | 0 | 0 | 0 | 0 | 0 | 0 | 0 | 0 | 0 | 0 |
| 1800 | 36 | 1 | 31 | 4 | 0 | 0 | 0 | 0 | 0 | 0 | 0 | 0 | 0 | 0 |
| 1900 | 10 | 0 | 7 | 3 | 0 | 0 | 0 | 0 | 0 | 0 | 0 | 0 | 0 | 0 |
| 2000 | 2 | 0 | 1 | 1 | 0 | 0 | 0 | 0 | 0 | 0 | 0 | 0 | 0 | 0 |
| 2100 | 3 | 0 | 3 | 0 | 0 | 0 | 0 | 0 | 0 | 0 | 0 | 0 | 0 | 0 |
| 2200 | 0 | 0 | 0 | 0 | 0 | 0 | 0 | 0 | 0 | 0 | 0 | 0 | 0 | 0 |
| 2300 | 0 | 0 | 0 | 0 | 0 | 0 | 0 | 0 | 0 | 0 | 0 | 0 | 0 | 0 |
| 07-19 | 699 | 11 | 618 | 66 | 0 | 1 | 1 | 0 | 1 | 0 | 0 | 0 | 0 | 1 |
| 06-22 | 720 | 11 | 633 | 72 | 0 | 1 | 1 | 0 | 1 | 0 | 0 | 0 | 0 | 1 |
| 06-00 | 720 | 11 | 633 | 72 | 0 | 1 | 1 | 0 | 1 | 0 | 0 | 0 | 0 | 1 |
| 00-00 | 724 | 11 | 637 | 72 | 0 | 1 | 1 | 0 | 1 | 0 | 0 | 0 | 0 | 1 |

Peak step 15:00 (108) AM Peak step 11:00 (59) PM Peak step 15:00 (108)

*** Wednesday, January 24, 2024**

| Time | Total | Cls 1 | Cls 2 | Cls 3 | Cls 4 | Cls 5 | Cls 6 | Cls 7 | Cls 8 | Cls 9 | Cls 10 | Cls 11 | Cls 12 | Cls 13 |
|--------------|------------|----------|------------|-----------|----------|----------|----------|----------|----------|----------|----------|----------|----------|----------|
| <-- | | 1 | 2 | 3 | 4 | 5 | 6 | 7 | 8 | 9 | 10 | 11 | 12 | 13 |
| 0000 | 0 | 0 | 0 | 0 | 0 | 0 | 0 | 0 | 0 | 0 | 0 | 0 | 0 | 0 |
| 0100 | 0 | 0 | 0 | 0 | 0 | 0 | 0 | 0 | 0 | 0 | 0 | 0 | 0 | 0 |
| 0200 | 0 | 0 | 0 | 0 | 0 | 0 | 0 | 0 | 0 | 0 | 0 | 0 | 0 | 0 |
| 0300 | 0 | 0 | 0 | 0 | 0 | 0 | 0 | 0 | 0 | 0 | 0 | 0 | 0 | 0 |
| 0400 | 0 | 0 | 0 | 0 | 0 | 0 | 0 | 0 | 0 | 0 | 0 | 0 | 0 | 0 |
| 0500 | 3 | 0 | 2 | 1 | 0 | 0 | 0 | 0 | 0 | 0 | 0 | 0 | 0 | 0 |
| 0600 | 5 | 0 | 4 | 0 | 0 | 0 | 1 | 0 | 0 | 0 | 0 | 0 | 0 | 0 |
| 0700 | 12 | 1 | 10 | 1 | 0 | 0 | 0 | 0 | 0 | 0 | 0 | 0 | 0 | 0 |
| 0800 | 9 | 0 | 7 | 2 | 0 | 0 | 0 | 0 | 0 | 0 | 0 | 0 | 0 | 0 |
| 0900 | 13 | 0 | 9 | 4 | 0 | 0 | 0 | 0 | 0 | 0 | 0 | 0 | 0 | 0 |
| 1000 | 12 | 0 | 10 | 1 | 0 | 0 | 1 | 0 | 0 | 0 | 0 | 0 | 0 | 0 |
| 1100 | 22 | 1 | 17 | 4 | 0 | 0 | 0 | 0 | 0 | 0 | 0 | 0 | 0 | 0 |
| 1200 | 47 | 1 | 41 | 5 | 0 | 0 | 0 | 0 | 0 | 0 | 0 | 0 | 0 | 0 |
| 1300 | 82 | 0 | 70 | 12 | 0 | 0 | 0 | 0 | 0 | 0 | 0 | 0 | 0 | 0 |
| 1400 | 73 | 0 | 64 | 9 | 0 | 0 | 0 | 0 | 0 | 0 | 0 | 0 | 0 | 0 |
| 1500 | 64 | 0 | 53 | 11 | 0 | 0 | 0 | 0 | 0 | 0 | 0 | 0 | 0 | 0 |
| 1600 | 51 | 0 | 46 | 5 | 0 | 0 | 0 | 0 | 0 | 0 | 0 | 0 | 0 | 0 |
| 1700 | 74 | 1 | 62 | 11 | 0 | 0 | 0 | 0 | 0 | 0 | 0 | 0 | 0 | 0 |
| 1800 | 31 | 0 | 26 | 5 | 0 | 0 | 0 | 0 | 0 | 0 | 0 | 0 | 0 | 0 |
| 1900 | 39 | 1 | 31 | 7 | 0 | 0 | 0 | 0 | 0 | 0 | 0 | 0 | 0 | 0 |
| 2000 | 28 | 0 | 25 | 3 | 0 | 0 | 0 | 0 | 0 | 0 | 0 | 0 | 0 | 0 |
| 2100 | 7 | 0 | 7 | 0 | 0 | 0 | 0 | 0 | 0 | 0 | 0 | 0 | 0 | 0 |
| 2200 | 2 | 0 | 2 | 0 | 0 | 0 | 0 | 0 | 0 | 0 | 0 | 0 | 0 | 0 |
| 2300 | 0 | 0 | 0 | 0 | 0 | 0 | 0 | 0 | 0 | 0 | 0 | 0 | 0 | 0 |
| 07-19 | 490 | 4 | 415 | 70 | 0 | 0 | 1 | 0 | 0 | 0 | 0 | 0 | 0 | 0 |
| 06-22 | 569 | 5 | 482 | 80 | 0 | 0 | 2 | 0 | 0 | 0 | 0 | 0 | 0 | 0 |
| 06-00 | 571 | 5 | 484 | 80 | 0 | 0 | 2 | 0 | 0 | 0 | 0 | 0 | 0 | 0 |
| 00-00 | 574 | 5 | 486 | 81 | 0 | 0 | 2 | 0 | 0 | 0 | 0 | 0 | 0 | 0 |

Peak step 13:00 (82) AM Peak step 11:00 (22) PM Peak step 13:00 (82)

*** Thursday, January 25, 2024**

| Time | Total | Cls 1 | Cls 2 | Cls 3 | Cls 4 | Cls 5 | Cls 6 | Cls 7 | Cls 8 | Cls 9 | Cls 10 | Cls 11 | Cls 12 | Cls 13 |
|--------------|------------|----------|------------|------------|----------|----------|----------|----------|----------|----------|----------|----------|----------|----------|
| <-- | | 1 | 2 | 3 | 4 | 5 | 6 | 7 | 8 | 9 | 10 | 11 | 12 | 13 |
| 0000 | 0 | 0 | 0 | 0 | 0 | 0 | 0 | 0 | 0 | 0 | 0 | 0 | 0 | 0 |
| 0100 | 0 | 0 | 0 | 0 | 0 | 0 | 0 | 0 | 0 | 0 | 0 | 0 | 0 | 0 |
| 0200 | 0 | 0 | 0 | 0 | 0 | 0 | 0 | 0 | 0 | 0 | 0 | 0 | 0 | 0 |
| 0300 | 0 | 0 | 0 | 0 | 0 | 0 | 0 | 0 | 0 | 0 | 0 | 0 | 0 | 0 |
| 0400 | 0 | 0 | 0 | 0 | 0 | 0 | 0 | 0 | 0 | 0 | 0 | 0 | 0 | 0 |
| 0500 | 6 | 0 | 4 | 2 | 0 | 0 | 0 | 0 | 0 | 0 | 0 | 0 | 0 | 0 |
| 0600 | 3 | 0 | 2 | 1 | 0 | 0 | 0 | 0 | 0 | 0 | 0 | 0 | 0 | 0 |
| 0700 | 9 | 0 | 7 | 1 | 1 | 0 | 0 | 0 | 0 | 0 | 0 | 0 | 0 | 0 |
| 0800 | 13 | 0 | 10 | 3 | 0 | 0 | 0 | 0 | 0 | 0 | 0 | 0 | 0 | 0 |
| 0900 | 22 | 0 | 17 | 4 | 0 | 1 | 0 | 0 | 0 | 0 | 0 | 0 | 0 | 0 |
| 1000 | 30 | 1 | 24 | 4 | 0 | 0 | 1 | 0 | 0 | 0 | 0 | 0 | 0 | 0 |
| 1100 | 75 | 0 | 65 | 9 | 0 | 1 | 0 | 0 | 0 | 0 | 0 | 0 | 0 | 0 |
| 1200 | 67 | 0 | 62 | 5 | 0 | 0 | 0 | 0 | 0 | 0 | 0 | 0 | 0 | 0 |
| 1300 | 104 | 2 | 91 | 10 | 0 | 0 | 1 | 0 | 0 | 0 | 0 | 0 | 0 | 0 |
| 1400 | 123 | 0 | 95 | 28 | 0 | 0 | 0 | 0 | 0 | 0 | 0 | 0 | 0 | 0 |
| 1500 | 108 | 0 | 95 | 13 | 0 | 0 | 0 | 0 | 0 | 0 | 0 | 0 | 0 | 0 |
| 1600 | 99 | 0 | 89 | 10 | 0 | 0 | 0 | 0 | 0 | 0 | 0 | 0 | 0 | 0 |
| 1700 | 117 | 3 | 105 | 9 | 0 | 0 | 0 | 0 | 0 | 0 | 0 | 0 | 0 | 0 |
| 1800 | 49 | 0 | 42 | 7 | 0 | 0 | 0 | 0 | 0 | 0 | 0 | 0 | 0 | 0 |
| 1900 | 13 | 0 | 12 | 1 | 0 | 0 | 0 | 0 | 0 | 0 | 0 | 0 | 0 | 0 |
| 2000 | 2 | 0 | 2 | 0 | 0 | 0 | 0 | 0 | 0 | 0 | 0 | 0 | 0 | 0 |
| 2100 | 4 | 0 | 3 | 1 | 0 | 0 | 0 | 0 | 0 | 0 | 0 | 0 | 0 | 0 |
| 2200 | 1 | 0 | 1 | 0 | 0 | 0 | 0 | 0 | 0 | 0 | 0 | 0 | 0 | 0 |
| 2300 | 0 | 0 | 0 | 0 | 0 | 0 | 0 | 0 | 0 | 0 | 0 | 0 | 0 | 0 |
| 07-19 | 816 | 6 | 702 | 103 | 1 | 2 | 2 | 0 | 0 | 0 | 0 | 0 | 0 | 0 |
| 06-22 | 838 | 6 | 721 | 106 | 1 | 2 | 2 | 0 | 0 | 0 | 0 | 0 | 0 | 0 |
| 06-00 | 839 | 6 | 722 | 106 | 1 | 2 | 2 | 0 | 0 | 0 | 0 | 0 | 0 | 0 |
| 00-00 | 845 | 6 | 726 | 108 | 1 | 2 | 2 | 0 | 0 | 0 | 0 | 0 | 0 | 0 |

Peak step 14:00 (123) AM Peak step 11:00 (75) PM Peak step 14:00 (123)

* Friday, January 26, 2024

| Time | Total | Cls | Cls | Cls | Cls | Cls | Cls | Cls | Cls | Cls | Cls | Cls | Cls | Cls |
|--------------|------------|-----------|------------|-----------|----------|----------|----------|----------|----------|----------|----------|----------|----------|----------|
| <-- | | 1 | 2 | 3 | 4 | 5 | 6 | 7 | 8 | 9 | 10 | 11 | 12 | 13 |
| 0000 | 0 | 0 | 0 | 0 | 0 | 0 | 0 | 0 | 0 | 0 | 0 | 0 | 0 | 0 |
| 0100 | 0 | 0 | 0 | 0 | 0 | 0 | 0 | 0 | 0 | 0 | 0 | 0 | 0 | 0 |
| 0200 | 0 | 0 | 0 | 0 | 0 | 0 | 0 | 0 | 0 | 0 | 0 | 0 | 0 | 0 |
| 0300 | 0 | 0 | 0 | 0 | 0 | 0 | 0 | 0 | 0 | 0 | 0 | 0 | 0 | 0 |
| 0400 | 0 | 0 | 0 | 0 | 0 | 0 | 0 | 0 | 0 | 0 | 0 | 0 | 0 | 0 |
| 0500 | 1 | 0 | 0 | 1 | 0 | 0 | 0 | 0 | 0 | 0 | 0 | 0 | 0 | 0 |
| 0600 | 5 | 0 | 2 | 3 | 0 | 0 | 0 | 0 | 0 | 0 | 0 | 0 | 0 | 0 |
| 0700 | 12 | 2 | 6 | 3 | 0 | 1 | 0 | 0 | 0 | 0 | 0 | 0 | 0 | 0 |
| 0800 | 16 | 1 | 11 | 4 | 0 | 0 | 0 | 0 | 0 | 0 | 0 | 0 | 0 | 0 |
| 0900 | 17 | 0 | 14 | 3 | 0 | 0 | 0 | 0 | 0 | 0 | 0 | 0 | 0 | 0 |
| 1000 | 35 | 1 | 28 | 5 | 0 | 1 | 0 | 0 | 0 | 0 | 0 | 0 | 0 | 0 |
| 1100 | 64 | 1 | 56 | 6 | 0 | 1 | 0 | 0 | 0 | 0 | 0 | 0 | 0 | 0 |
| 1200 | 80 | 2 | 66 | 12 | 0 | 0 | 0 | 0 | 0 | 0 | 0 | 0 | 0 | 0 |
| 1300 | 110 | 0 | 99 | 11 | 0 | 0 | 0 | 0 | 0 | 0 | 0 | 0 | 0 | 0 |
| 1400 | 90 | 0 | 81 | 9 | 0 | 0 | 0 | 0 | 0 | 0 | 0 | 0 | 0 | 0 |
| 1500 | 105 | 2 | 92 | 10 | 0 | 0 | 1 | 0 | 0 | 0 | 0 | 0 | 0 | 0 |
| 1600 | 88 | 1 | 84 | 3 | 0 | 0 | 0 | 0 | 0 | 0 | 0 | 0 | 0 | 0 |
| 1700 | 125 | 0 | 112 | 13 | 0 | 0 | 0 | 0 | 0 | 0 | 0 | 0 | 0 | 0 |
| 1800 | 46 | 0 | 42 | 4 | 0 | 0 | 0 | 0 | 0 | 0 | 0 | 0 | 0 | 0 |
| 1900 | 41 | 0 | 40 | 1 | 0 | 0 | 0 | 0 | 0 | 0 | 0 | 0 | 0 | 0 |
| 2000 | 32 | 0 | 32 | 0 | 0 | 0 | 0 | 0 | 0 | 0 | 0 | 0 | 0 | 0 |
| 2100 | 34 | 0 | 32 | 2 | 0 | 0 | 0 | 0 | 0 | 0 | 0 | 0 | 0 | 0 |
| 2200 | 9 | 0 | 9 | 0 | 0 | 0 | 0 | 0 | 0 | 0 | 0 | 0 | 0 | 0 |
| 2300 | 0 | 0 | 0 | 0 | 0 | 0 | 0 | 0 | 0 | 0 | 0 | 0 | 0 | 0 |
| 07-19 | 788 | 10 | 691 | 83 | 0 | 3 | 1 | 0 | 0 | 0 | 0 | 0 | 0 | 0 |
| 06-22 | 900 | 10 | 797 | 89 | 0 | 3 | 1 | 0 | 0 | 0 | 0 | 0 | 0 | 0 |
| 06-00 | 909 | 10 | 806 | 89 | 0 | 3 | 1 | 0 | 0 | 0 | 0 | 0 | 0 | 0 |
| 00-00 | 910 | 10 | 806 | 90 | 0 | 3 | 1 | 0 | 0 | 0 | 0 | 0 | 0 | 0 |

Peak step 17:00 (125) AM Peak step 11:00 (64) PM Peak step 17:00 (125)

* Saturday, January 27, 2024

| Time | Total | Cls | Cls | Cls | Cls | Cls | Cls | Cls | Cls | Cls | Cls | Cls | Cls | Cls |
|--------------|-------------|----------|-------------|------------|----------|----------|----------|----------|----------|----------|----------|----------|----------|----------|
| <-- | | 1 | 2 | 3 | 4 | 5 | 6 | 7 | 8 | 9 | 10 | 11 | 12 | 13 |
| 0000 | 0 | 0 | 0 | 0 | 0 | 0 | 0 | 0 | 0 | 0 | 0 | 0 | 0 | 0 |
| 0100 | 0 | 0 | 0 | 0 | 0 | 0 | 0 | 0 | 0 | 0 | 0 | 0 | 0 | 0 |
| 0200 | 0 | 0 | 0 | 0 | 0 | 0 | 0 | 0 | 0 | 0 | 0 | 0 | 0 | 0 |
| 0300 | 0 | 0 | 0 | 0 | 0 | 0 | 0 | 0 | 0 | 0 | 0 | 0 | 0 | 0 |
| 0400 | 0 | 0 | 0 | 0 | 0 | 0 | 0 | 0 | 0 | 0 | 0 | 0 | 0 | 0 |
| 0500 | 3 | 0 | 3 | 0 | 0 | 0 | 0 | 0 | 0 | 0 | 0 | 0 | 0 | 0 |
| 0600 | 2 | 0 | 1 | 1 | 0 | 0 | 0 | 0 | 0 | 0 | 0 | 0 | 0 | 0 |
| 0700 | 8 | 0 | 6 | 1 | 0 | 0 | 0 | 1 | 0 | 0 | 0 | 0 | 0 | 0 |
| 0800 | 20 | 0 | 16 | 4 | 0 | 0 | 0 | 0 | 0 | 0 | 0 | 0 | 0 | 0 |
| 0900 | 52 | 0 | 49 | 3 | 0 | 0 | 0 | 0 | 0 | 0 | 0 | 0 | 0 | 0 |
| 1000 | 86 | 3 | 79 | 4 | 0 | 0 | 0 | 0 | 0 | 0 | 0 | 0 | 0 | 0 |
| 1100 | 140 | 0 | 131 | 8 | 0 | 0 | 1 | 0 | 0 | 0 | 0 | 0 | 0 | 0 |
| 1200 | 170 | 1 | 151 | 17 | 0 | 1 | 0 | 0 | 0 | 0 | 0 | 0 | 0 | 0 |
| 1300 | 141 | 1 | 133 | 7 | 0 | 0 | 0 | 0 | 0 | 0 | 0 | 0 | 0 | 0 |
| 1400 | 138 | 1 | 122 | 13 | 2 | 0 | 0 | 0 | 0 | 0 | 0 | 0 | 0 | 0 |
| 1500 | 221 | 0 | 209 | 12 | 0 | 0 | 0 | 0 | 0 | 0 | 0 | 0 | 0 | 0 |
| 1600 | 253 | 0 | 219 | 34 | 0 | 0 | 0 | 0 | 0 | 0 | 0 | 0 | 0 | 0 |
| 1700 | 279 | 0 | 250 | 27 | 1 | 1 | 0 | 0 | 0 | 0 | 0 | 0 | 0 | 0 |
| 1800 | 62 | 0 | 57 | 5 | 0 | 0 | 0 | 0 | 0 | 0 | 0 | 0 | 0 | 0 |
| 1900 | 15 | 0 | 11 | 4 | 0 | 0 | 0 | 0 | 0 | 0 | 0 | 0 | 0 | 0 |
| 2000 | 14 | 0 | 14 | 0 | 0 | 0 | 0 | 0 | 0 | 0 | 0 | 0 | 0 | 0 |
| 2100 | 13 | 0 | 11 | 2 | 0 | 0 | 0 | 0 | 0 | 0 | 0 | 0 | 0 | 0 |
| 2200 | 6 | 0 | 5 | 1 | 0 | 0 | 0 | 0 | 0 | 0 | 0 | 0 | 0 | 0 |
| 2300 | 0 | 0 | 0 | 0 | 0 | 0 | 0 | 0 | 0 | 0 | 0 | 0 | 0 | 0 |
| 07-19 | 1570 | 6 | 1422 | 135 | 3 | 2 | 1 | 1 | 0 | 0 | 0 | 0 | 0 | 0 |
| 06-22 | 1614 | 6 | 1459 | 142 | 3 | 2 | 1 | 1 | 0 | 0 | 0 | 0 | 0 | 0 |
| 06-00 | 1620 | 6 | 1464 | 143 | 3 | 2 | 1 | 1 | 0 | 0 | 0 | 0 | 0 | 0 |
| 00-00 | 1623 | 6 | 1467 | 143 | 3 | 2 | 1 | 1 | 0 | 0 | 0 | 0 | 0 | 0 |

Peak step 17:00 (279) AM Peak step 11:00 (140) PM Peak step 17:00 (279)

*** Sunday, January 28, 2024**

| Time | Total | Cls | Cls | Cls | Cls | Cls | Cls | Cls | Cls | Cls | Cls | Cls | Cls | Cls |
|--------------|-------------|----------|-------------|------------|----------|----------|----------|----------|----------|----------|----------|----------|----------|----------|
| <-- | | 1 | 2 | 3 | 4 | 5 | 6 | 7 | 8 | 9 | 10 | 11 | 12 | 13 |
| 0000 | 0 | 0 | 0 | 0 | 0 | 0 | 0 | 0 | 0 | 0 | 0 | 0 | 0 | 0 |
| 0100 | 0 | 0 | 0 | 0 | 0 | 0 | 0 | 0 | 0 | 0 | 0 | 0 | 0 | 0 |
| 0200 | 0 | 0 | 0 | 0 | 0 | 0 | 0 | 0 | 0 | 0 | 0 | 0 | 0 | 0 |
| 0300 | 0 | 0 | 0 | 0 | 0 | 0 | 0 | 0 | 0 | 0 | 0 | 0 | 0 | 0 |
| 0400 | 0 | 0 | 0 | 0 | 0 | 0 | 0 | 0 | 0 | 0 | 0 | 0 | 0 | 0 |
| 0500 | 0 | 0 | 0 | 0 | 0 | 0 | 0 | 0 | 0 | 0 | 0 | 0 | 0 | 0 |
| 0600 | 2 | 0 | 1 | 1 | 0 | 0 | 0 | 0 | 0 | 0 | 0 | 0 | 0 | 0 |
| 0700 | 7 | 0 | 7 | 0 | 0 | 0 | 0 | 0 | 0 | 0 | 0 | 0 | 0 | 0 |
| 0800 | 29 | 0 | 28 | 1 | 0 | 0 | 0 | 0 | 0 | 0 | 0 | 0 | 0 | 0 |
| 0900 | 59 | 1 | 52 | 5 | 0 | 0 | 1 | 0 | 0 | 0 | 0 | 0 | 0 | 0 |
| 1000 | 88 | 0 | 81 | 7 | 0 | 0 | 0 | 0 | 0 | 0 | 0 | 0 | 0 | 0 |
| 1100 | 161 | 1 | 138 | 21 | 0 | 1 | 0 | 0 | 0 | 0 | 0 | 0 | 0 | 0 |
| 1200 | 169 | 3 | 148 | 17 | 0 | 0 | 0 | 0 | 1 | 0 | 0 | 0 | 0 | 0 |
| 1300 | 183 | 0 | 168 | 15 | 0 | 0 | 0 | 0 | 0 | 0 | 0 | 0 | 0 | 0 |
| 1400 | 161 | 2 | 149 | 10 | 0 | 0 | 0 | 0 | 0 | 0 | 0 | 0 | 0 | 0 |
| 1500 | 196 | 2 | 190 | 4 | 0 | 0 | 0 | 0 | 0 | 0 | 0 | 0 | 0 | 0 |
| 1600 | 224 | 0 | 216 | 8 | 0 | 0 | 0 | 0 | 0 | 0 | 0 | 0 | 0 | 0 |
| 1700 | 341 | 0 | 332 | 9 | 0 | 0 | 0 | 0 | 0 | 0 | 0 | 0 | 0 | 0 |
| 1800 | 99 | 0 | 97 | 2 | 0 | 0 | 0 | 0 | 0 | 0 | 0 | 0 | 0 | 0 |
| 1900 | 12 | 0 | 12 | 0 | 0 | 0 | 0 | 0 | 0 | 0 | 0 | 0 | 0 | 0 |
| 2000 | 0 | 0 | 0 | 0 | 0 | 0 | 0 | 0 | 0 | 0 | 0 | 0 | 0 | 0 |
| 2100 | 0 | 0 | 0 | 0 | 0 | 0 | 0 | 0 | 0 | 0 | 0 | 0 | 0 | 0 |
| 2200 | 2 | 0 | 2 | 0 | 0 | 0 | 0 | 0 | 0 | 0 | 0 | 0 | 0 | 0 |
| 2300 | 1 | 0 | 1 | 0 | 0 | 0 | 0 | 0 | 0 | 0 | 0 | 0 | 0 | 0 |
| 07-19 | 1717 | 9 | 1606 | 99 | 0 | 1 | 1 | 0 | 1 | 0 | 0 | 0 | 0 | 0 |
| 06-22 | 1731 | 9 | 1619 | 100 | 0 | 1 | 1 | 0 | 1 | 0 | 0 | 0 | 0 | 0 |
| 06-00 | 1734 | 9 | 1622 | 100 | 0 | 1 | 1 | 0 | 1 | 0 | 0 | 0 | 0 | 0 |
| 00-00 | 1734 | 9 | 1622 | 100 | 0 | 1 | 1 | 0 | 1 | 0 | 0 | 0 | 0 | 0 |

Peak step 17:00 (341) AM Peak step 11:00 (161) PM Peak step 17:00 (341)

*** Monday, January 29, 2024**

| Time | Total | Cls | Cls | Cls | Cls | Cls | Cls | Cls | Cls | Cls | Cls | Cls | Cls | Cls |
|--------------|------------|-----------|------------|-----------|----------|----------|----------|----------|----------|----------|----------|----------|----------|----------|
| <-- | | 1 | 2 | 3 | 4 | 5 | 6 | 7 | 8 | 9 | 10 | 11 | 12 | 13 |
| 0000 | 0 | 0 | 0 | 0 | 0 | 0 | 0 | 0 | 0 | 0 | 0 | 0 | 0 | 0 |
| 0100 | 0 | 0 | 0 | 0 | 0 | 0 | 0 | 0 | 0 | 0 | 0 | 0 | 0 | 0 |
| 0200 | 0 | 0 | 0 | 0 | 0 | 0 | 0 | 0 | 0 | 0 | 0 | 0 | 0 | 0 |
| 0300 | 0 | 0 | 0 | 0 | 0 | 0 | 0 | 0 | 0 | 0 | 0 | 0 | 0 | 0 |
| 0400 | 0 | 0 | 0 | 0 | 0 | 0 | 0 | 0 | 0 | 0 | 0 | 0 | 0 | 0 |
| 0500 | 2 | 0 | 1 | 0 | 0 | 0 | 1 | 0 | 0 | 0 | 0 | 0 | 0 | 0 |
| 0600 | 5 | 0 | 2 | 1 | 0 | 0 | 1 | 0 | 0 | 0 | 0 | 1 | 0 | 0 |
| 0700 | 9 | 2 | 5 | 2 | 0 | 0 | 0 | 0 | 0 | 0 | 0 | 0 | 0 | 0 |
| 0800 | 16 | 0 | 13 | 3 | 0 | 0 | 0 | 0 | 0 | 0 | 0 | 0 | 0 | 0 |
| 0900 | 35 | 6 | 23 | 5 | 0 | 0 | 0 | 0 | 1 | 0 | 0 | 0 | 0 | 0 |
| 1000 | 42 | 1 | 33 | 7 | 0 | 1 | 0 | 0 | 0 | 0 | 0 | 0 | 0 | 0 |
| 1100 | 68 | 0 | 56 | 11 | 1 | 0 | 0 | 0 | 0 | 0 | 0 | 0 | 0 | 0 |
| 1200 | 82 | 1 | 66 | 15 | 0 | 0 | 0 | 0 | 0 | 0 | 0 | 0 | 0 | 0 |
| 1300 | 91 | 2 | 81 | 7 | 0 | 1 | 0 | 0 | 0 | 0 | 0 | 0 | 0 | 0 |
| 1400 | 109 | 1 | 98 | 10 | 0 | 0 | 0 | 0 | 0 | 0 | 0 | 0 | 0 | 0 |
| 1500 | 94 | 1 | 88 | 5 | 0 | 0 | 0 | 0 | 0 | 0 | 0 | 0 | 0 | 0 |
| 1600 | 91 | 0 | 84 | 6 | 0 | 1 | 0 | 0 | 0 | 0 | 0 | 0 | 0 | 0 |
| 1700 | 146 | 1 | 132 | 13 | 0 | 0 | 0 | 0 | 0 | 0 | 0 | 0 | 0 | 0 |
| 1800 | 63 | 0 | 60 | 3 | 0 | 0 | 0 | 0 | 0 | 0 | 0 | 0 | 0 | 0 |
| 1900 | 6 | 0 | 5 | 1 | 0 | 0 | 0 | 0 | 0 | 0 | 0 | 0 | 0 | 0 |
| 2000 | 2 | 0 | 2 | 0 | 0 | 0 | 0 | 0 | 0 | 0 | 0 | 0 | 0 | 0 |
| 2100 | 1 | 0 | 1 | 0 | 0 | 0 | 0 | 0 | 0 | 0 | 0 | 0 | 0 | 0 |
| 2200 | 1 | 0 | 1 | 0 | 0 | 0 | 0 | 0 | 0 | 0 | 0 | 0 | 0 | 0 |
| 2300 | 0 | 0 | 0 | 0 | 0 | 0 | 0 | 0 | 0 | 0 | 0 | 0 | 0 | 0 |
| 07-19 | 846 | 15 | 739 | 87 | 1 | 3 | 0 | 0 | 1 | 0 | 0 | 0 | 0 | 0 |
| 06-22 | 860 | 15 | 749 | 89 | 1 | 3 | 1 | 0 | 1 | 0 | 0 | 1 | 0 | 0 |
| 06-00 | 861 | 15 | 750 | 89 | 1 | 3 | 1 | 0 | 1 | 0 | 0 | 1 | 0 | 0 |
| 00-00 | 863 | 15 | 751 | 89 | 1 | 3 | 2 | 0 | 1 | 0 | 0 | 1 | 0 | 0 |

Peak step 17:00 (146) AM Peak step 11:00 (68) PM Peak step 17:00 (146)

*** Tuesday, January 30, 2024**

| Time | Total | Cls 1 | Cls 2 | Cls 3 | Cls 4 | Cls 5 | Cls 6 | Cls 7 | Cls 8 | Cls 9 | Cls 10 | Cls 11 | Cls 12 | Cls 13 |
|--------------|------------|-----------|------------|-----------|----------|----------|----------|----------|----------|----------|----------|----------|----------|----------|
| <-- | | 1 | 2 | 3 | 4 | 5 | 6 | 7 | 8 | 9 | 10 | 11 | 12 | 13 |
| 0000 | 0 | 0 | 0 | 0 | 0 | 0 | 0 | 0 | 0 | 0 | 0 | 0 | 0 | 0 |
| 0100 | 0 | 0 | 0 | 0 | 0 | 0 | 0 | 0 | 0 | 0 | 0 | 0 | 0 | 0 |
| 0200 | 0 | 0 | 0 | 0 | 0 | 0 | 0 | 0 | 0 | 0 | 0 | 0 | 0 | 0 |
| 0300 | 0 | 0 | 0 | 0 | 0 | 0 | 0 | 0 | 0 | 0 | 0 | 0 | 0 | 0 |
| 0400 | 1 | 0 | 0 | 1 | 0 | 0 | 0 | 0 | 0 | 0 | 0 | 0 | 0 | 0 |
| 0500 | 2 | 0 | 2 | 0 | 0 | 0 | 0 | 0 | 0 | 0 | 0 | 0 | 0 | 0 |
| 0600 | 5 | 0 | 2 | 3 | 0 | 0 | 0 | 0 | 0 | 0 | 0 | 0 | 0 | 0 |
| 0700 | 10 | 0 | 8 | 1 | 0 | 0 | 1 | 0 | 0 | 0 | 0 | 0 | 0 | 0 |
| 0800 | 18 | 2 | 15 | 1 | 0 | 0 | 0 | 0 | 0 | 0 | 0 | 0 | 0 | 0 |
| 0900 | 36 | 0 | 34 | 2 | 0 | 0 | 0 | 0 | 0 | 0 | 0 | 0 | 0 | 0 |
| 1000 | 52 | 1 | 45 | 6 | 0 | 0 | 0 | 0 | 0 | 0 | 0 | 0 | 0 | 0 |
| 1100 | 70 | 3 | 57 | 7 | 0 | 3 | 0 | 0 | 0 | 0 | 0 | 0 | 0 | 0 |
| 1200 | 86 | 2 | 78 | 6 | 0 | 0 | 0 | 0 | 0 | 0 | 0 | 0 | 0 | 0 |
| 1300 | 80 | 1 | 72 | 7 | 0 | 0 | 0 | 0 | 0 | 0 | 0 | 0 | 0 | 0 |
| 1400 | 84 | 1 | 73 | 9 | 0 | 0 | 0 | 0 | 1 | 0 | 0 | 0 | 0 | 0 |
| 1500 | 121 | 0 | 111 | 10 | 0 | 0 | 0 | 0 | 0 | 0 | 0 | 0 | 0 | 0 |
| 1600 | 104 | 0 | 95 | 9 | 0 | 0 | 0 | 0 | 0 | 0 | 0 | 0 | 0 | 0 |
| 1700 | 108 | 1 | 94 | 13 | 0 | 0 | 0 | 0 | 0 | 0 | 0 | 0 | 0 | 0 |
| 1800 | 65 | 0 | 63 | 2 | 0 | 0 | 0 | 0 | 0 | 0 | 0 | 0 | 0 | 0 |
| 1900 | 11 | 0 | 9 | 2 | 0 | 0 | 0 | 0 | 0 | 0 | 0 | 0 | 0 | 0 |
| 2000 | 4 | 0 | 3 | 1 | 0 | 0 | 0 | 0 | 0 | 0 | 0 | 0 | 0 | 0 |
| 2100 | 3 | 0 | 3 | 0 | 0 | 0 | 0 | 0 | 0 | 0 | 0 | 0 | 0 | 0 |
| 2200 | 0 | 0 | 0 | 0 | 0 | 0 | 0 | 0 | 0 | 0 | 0 | 0 | 0 | 0 |
| 2300 | 0 | 0 | 0 | 0 | 0 | 0 | 0 | 0 | 0 | 0 | 0 | 0 | 0 | 0 |
| 07-19 | 834 | 11 | 745 | 73 | 0 | 3 | 1 | 0 | 1 | 0 | 0 | 0 | 0 | 0 |
| 06-22 | 857 | 11 | 762 | 79 | 0 | 3 | 1 | 0 | 1 | 0 | 0 | 0 | 0 | 0 |
| 06-00 | 857 | 11 | 762 | 79 | 0 | 3 | 1 | 0 | 1 | 0 | 0 | 0 | 0 | 0 |
| 00-00 | 860 | 11 | 764 | 80 | 0 | 3 | 1 | 0 | 1 | 0 | 0 | 0 | 0 | 0 |

Peak step 15:00 (121) AM Peak step 11:00 (70) PM Peak step 15:00 (121)

*** Wednesday, January 31, 2024**

| Time | Total | Cls 1 | Cls 2 | Cls 3 | Cls 4 | Cls 5 | Cls 6 | Cls 7 | Cls 8 | Cls 9 | Cls 10 | Cls 11 | Cls 12 | Cls 13 |
|--------------|------------|----------|------------|-----------|----------|----------|----------|----------|----------|----------|----------|----------|----------|----------|
| <-- | | 1 | 2 | 3 | 4 | 5 | 6 | 7 | 8 | 9 | 10 | 11 | 12 | 13 |
| 0000 | 0 | 0 | 0 | 0 | 0 | 0 | 0 | 0 | 0 | 0 | 0 | 0 | 0 | 0 |
| 0100 | 1 | 0 | 1 | 0 | 0 | 0 | 0 | 0 | 0 | 0 | 0 | 0 | 0 | 0 |
| 0200 | 0 | 0 | 0 | 0 | 0 | 0 | 0 | 0 | 0 | 0 | 0 | 0 | 0 | 0 |
| 0300 | 0 | 0 | 0 | 0 | 0 | 0 | 0 | 0 | 0 | 0 | 0 | 0 | 0 | 0 |
| 0400 | 0 | 0 | 0 | 0 | 0 | 0 | 0 | 0 | 0 | 0 | 0 | 0 | 0 | 0 |
| 0500 | 4 | 0 | 4 | 0 | 0 | 0 | 0 | 0 | 0 | 0 | 0 | 0 | 0 | 0 |
| 0600 | 1 | 0 | 0 | 1 | 0 | 0 | 0 | 0 | 0 | 0 | 0 | 0 | 0 | 0 |
| 0700 | 5 | 0 | 4 | 0 | 0 | 0 | 1 | 0 | 0 | 0 | 0 | 0 | 0 | 0 |
| 0800 | 16 | 1 | 11 | 3 | 0 | 1 | 0 | 0 | 0 | 0 | 0 | 0 | 0 | 0 |
| 0900 | 32 | 0 | 28 | 4 | 0 | 0 | 0 | 0 | 0 | 0 | 0 | 0 | 0 | 0 |
| 1000 | 56 | 2 | 40 | 12 | 1 | 1 | 0 | 0 | 0 | 0 | 0 | 0 | 0 | 0 |
| 1100 | 35 | 0 | 24 | 11 | 0 | 0 | 0 | 0 | 0 | 0 | 0 | 0 | 0 | 0 |
| 1200 | 63 | 0 | 50 | 12 | 0 | 1 | 0 | 0 | 0 | 0 | 0 | 0 | 0 | 0 |
| 1300 | 52 | 0 | 41 | 10 | 0 | 0 | 1 | 0 | 0 | 0 | 0 | 0 | 0 | 0 |
| 1400 | 55 | 0 | 44 | 11 | 0 | 0 | 0 | 0 | 0 | 0 | 0 | 0 | 0 | 0 |
| 1500 | 27 | 0 | 21 | 5 | 0 | 1 | 0 | 0 | 0 | 0 | 0 | 0 | 0 | 0 |
| 1600 | 20 | 0 | 19 | 1 | 0 | 0 | 0 | 0 | 0 | 0 | 0 | 0 | 0 | 0 |
| 1700 | 19 | 0 | 14 | 5 | 0 | 0 | 0 | 0 | 0 | 0 | 0 | 0 | 0 | 0 |
| 1800 | 6 | 0 | 4 | 2 | 0 | 0 | 0 | 0 | 0 | 0 | 0 | 0 | 0 | 0 |
| 1900 | 2 | 0 | 2 | 0 | 0 | 0 | 0 | 0 | 0 | 0 | 0 | 0 | 0 | 0 |
| 2000 | 0 | 0 | 0 | 0 | 0 | 0 | 0 | 0 | 0 | 0 | 0 | 0 | 0 | 0 |
| 2100 | 3 | 0 | 3 | 0 | 0 | 0 | 0 | 0 | 0 | 0 | 0 | 0 | 0 | 0 |
| 2200 | 0 | 0 | 0 | 0 | 0 | 0 | 0 | 0 | 0 | 0 | 0 | 0 | 0 | 0 |
| 2300 | 0 | 0 | 0 | 0 | 0 | 0 | 0 | 0 | 0 | 0 | 0 | 0 | 0 | 0 |
| 07-19 | 386 | 3 | 300 | 76 | 1 | 4 | 2 | 0 | 0 | 0 | 0 | 0 | 0 | 0 |
| 06-22 | 392 | 3 | 305 | 77 | 1 | 4 | 2 | 0 | 0 | 0 | 0 | 0 | 0 | 0 |
| 06-00 | 392 | 3 | 305 | 77 | 1 | 4 | 2 | 0 | 0 | 0 | 0 | 0 | 0 | 0 |
| 00-00 | 397 | 3 | 310 | 77 | 1 | 4 | 2 | 0 | 0 | 0 | 0 | 0 | 0 | 0 |

Peak step 12:00 (63) AM Peak step 10:00 (56) PM Peak step 12:00 (63)

*** Thursday, February 1, 2024**

| Time | Total | Cls 1 | Cls 2 | Cls 3 | Cls 4 | Cls 5 | Cls 6 | Cls 7 | Cls 8 | Cls 9 | Cls 10 | Cls 11 | Cls 12 | Cls 13 |
|--------------|------------|----------|------------|-----------|----------|----------|----------|----------|----------|----------|----------|----------|----------|----------|
| <-- | | 1 | 2 | 3 | 4 | 5 | 6 | 7 | 8 | 9 | 10 | 11 | 12 | 13 |
| 0000 | 0 | 0 | 0 | 0 | 0 | 0 | 0 | 0 | 0 | 0 | 0 | 0 | 0 | 0 |
| 0100 | 0 | 0 | 0 | 0 | 0 | 0 | 0 | 0 | 0 | 0 | 0 | 0 | 0 | 0 |
| 0200 | 0 | 0 | 0 | 0 | 0 | 0 | 0 | 0 | 0 | 0 | 0 | 0 | 0 | 0 |
| 0300 | 0 | 0 | 0 | 0 | 0 | 0 | 0 | 0 | 0 | 0 | 0 | 0 | 0 | 0 |
| 0400 | 0 | 0 | 0 | 0 | 0 | 0 | 0 | 0 | 0 | 0 | 0 | 0 | 0 | 0 |
| 0500 | 2 | 0 | 2 | 0 | 0 | 0 | 0 | 0 | 0 | 0 | 0 | 0 | 0 | 0 |
| 0600 | 4 | 0 | 1 | 3 | 0 | 0 | 0 | 0 | 0 | 0 | 0 | 0 | 0 | 0 |
| 0700 | 15 | 0 | 12 | 2 | 1 | 0 | 0 | 0 | 0 | 0 | 0 | 0 | 0 | 0 |
| 0800 | 1 | 0 | 1 | 0 | 0 | 0 | 0 | 0 | 0 | 0 | 0 | 0 | 0 | 0 |
| 0900 | 6 | 1 | 5 | 0 | 0 | 0 | 0 | 0 | 0 | 0 | 0 | 0 | 0 | 0 |
| 1000 | 19 | 0 | 15 | 4 | 0 | 0 | 0 | 0 | 0 | 0 | 0 | 0 | 0 | 0 |
| 1100 | 40 | 2 | 34 | 4 | 0 | 0 | 0 | 0 | 0 | 0 | 0 | 0 | 0 | 0 |
| 1200 | 43 | 1 | 35 | 7 | 0 | 0 | 0 | 0 | 0 | 0 | 0 | 0 | 0 | 0 |
| 1300 | 80 | 0 | 68 | 11 | 0 | 0 | 0 | 0 | 1 | 0 | 0 | 0 | 0 | 0 |
| 1400 | 48 | 0 | 41 | 7 | 0 | 0 | 0 | 0 | 0 | 0 | 0 | 0 | 0 | 0 |
| 1500 | 58 | 0 | 49 | 9 | 0 | 0 | 0 | 0 | 0 | 0 | 0 | 0 | 0 | 0 |
| 1600 | 48 | 0 | 43 | 4 | 0 | 0 | 0 | 1 | 0 | 0 | 0 | 0 | 0 | 0 |
| 1700 | 61 | 0 | 51 | 10 | 0 | 0 | 0 | 0 | 0 | 0 | 0 | 0 | 0 | 0 |
| 1800 | 46 | 0 | 41 | 5 | 0 | 0 | 0 | 0 | 0 | 0 | 0 | 0 | 0 | 0 |
| 1900 | 3 | 0 | 1 | 2 | 0 | 0 | 0 | 0 | 0 | 0 | 0 | 0 | 0 | 0 |
| 2000 | 4 | 0 | 3 | 0 | 0 | 0 | 1 | 0 | 0 | 0 | 0 | 0 | 0 | 0 |
| 2100 | 2 | 0 | 2 | 0 | 0 | 0 | 0 | 0 | 0 | 0 | 0 | 0 | 0 | 0 |
| 2200 | 0 | 0 | 0 | 0 | 0 | 0 | 0 | 0 | 0 | 0 | 0 | 0 | 0 | 0 |
| 2300 | 0 | 0 | 0 | 0 | 0 | 0 | 0 | 0 | 0 | 0 | 0 | 0 | 0 | 0 |
| 07-19 | 465 | 4 | 395 | 63 | 1 | 0 | 0 | 1 | 1 | 0 | 0 | 0 | 0 | 0 |
| 06-22 | 478 | 4 | 402 | 68 | 1 | 0 | 1 | 1 | 1 | 0 | 0 | 0 | 0 | 0 |
| 06-00 | 478 | 4 | 402 | 68 | 1 | 0 | 1 | 1 | 1 | 0 | 0 | 0 | 0 | 0 |
| 00-00 | 480 | 4 | 404 | 68 | 1 | 0 | 1 | 1 | 1 | 0 | 0 | 0 | 0 | 0 |

Peak step 13:00 (80) AM Peak step 11:00 (40) PM Peak step 13:00 (80)

*** Friday, February 2, 2024**

| Time | Total | Cls 1 | Cls 2 | Cls 3 | Cls 4 | Cls 5 | Cls 6 | Cls 7 | Cls 8 | Cls 9 | Cls 10 | Cls 11 | Cls 12 | Cls 13 |
|--------------|------------|----------|------------|------------|----------|----------|----------|----------|----------|----------|----------|----------|----------|----------|
| <-- | | 1 | 2 | 3 | 4 | 5 | 6 | 7 | 8 | 9 | 10 | 11 | 12 | 13 |
| 0000 | 0 | 0 | 0 | 0 | 0 | 0 | 0 | 0 | 0 | 0 | 0 | 0 | 0 | 0 |
| 0100 | 0 | 0 | 0 | 0 | 0 | 0 | 0 | 0 | 0 | 0 | 0 | 0 | 0 | 0 |
| 0200 | 0 | 0 | 0 | 0 | 0 | 0 | 0 | 0 | 0 | 0 | 0 | 0 | 0 | 0 |
| 0300 | 0 | 0 | 0 | 0 | 0 | 0 | 0 | 0 | 0 | 0 | 0 | 0 | 0 | 0 |
| 0400 | 0 | 0 | 0 | 0 | 0 | 0 | 0 | 0 | 0 | 0 | 0 | 0 | 0 | 0 |
| 0500 | 4 | 0 | 1 | 3 | 0 | 0 | 0 | 0 | 0 | 0 | 0 | 0 | 0 | 0 |
| 0600 | 3 | 1 | 1 | 0 | 0 | 0 | 1 | 0 | 0 | 0 | 0 | 0 | 0 | 0 |
| 0700 | 16 | 1 | 8 | 5 | 1 | 1 | 0 | 0 | 0 | 0 | 0 | 0 | 0 | 0 |
| 0800 | 10 | 0 | 9 | 1 | 0 | 0 | 0 | 0 | 0 | 0 | 0 | 0 | 0 | 0 |
| 0900 | 19 | 0 | 12 | 7 | 0 | 0 | 0 | 0 | 0 | 0 | 0 | 0 | 0 | 0 |
| 1000 | 30 | 1 | 22 | 6 | 0 | 1 | 0 | 0 | 0 | 0 | 0 | 0 | 0 | 0 |
| 1100 | 61 | 0 | 51 | 10 | 0 | 0 | 0 | 0 | 0 | 0 | 0 | 0 | 0 | 0 |
| 1200 | 54 | 1 | 39 | 13 | 0 | 1 | 0 | 0 | 0 | 0 | 0 | 0 | 0 | 0 |
| 1300 | 65 | 0 | 49 | 16 | 0 | 0 | 0 | 0 | 0 | 0 | 0 | 0 | 0 | 0 |
| 1400 | 68 | 0 | 58 | 8 | 1 | 1 | 0 | 0 | 0 | 0 | 0 | 0 | 0 | 0 |
| 1500 | 75 | 1 | 59 | 13 | 1 | 1 | 0 | 0 | 0 | 0 | 0 | 0 | 0 | 0 |
| 1600 | 95 | 1 | 85 | 9 | 0 | 0 | 0 | 0 | 0 | 0 | 0 | 0 | 0 | 0 |
| 1700 | 125 | 0 | 119 | 5 | 0 | 1 | 0 | 0 | 0 | 0 | 0 | 0 | 0 | 0 |
| 1800 | 72 | 0 | 67 | 5 | 0 | 0 | 0 | 0 | 0 | 0 | 0 | 0 | 0 | 0 |
| 1900 | 13 | 0 | 12 | 1 | 0 | 0 | 0 | 0 | 0 | 0 | 0 | 0 | 0 | 0 |
| 2000 | 42 | 0 | 39 | 3 | 0 | 0 | 0 | 0 | 0 | 0 | 0 | 0 | 0 | 0 |
| 2100 | 4 | 0 | 4 | 0 | 0 | 0 | 0 | 0 | 0 | 0 | 0 | 0 | 0 | 0 |
| 2200 | 4 | 0 | 4 | 0 | 0 | 0 | 0 | 0 | 0 | 0 | 0 | 0 | 0 | 0 |
| 2300 | 0 | 0 | 0 | 0 | 0 | 0 | 0 | 0 | 0 | 0 | 0 | 0 | 0 | 0 |
| 07-19 | 690 | 5 | 578 | 98 | 3 | 6 | 0 | 0 | 0 | 0 | 0 | 0 | 0 | 0 |
| 06-22 | 752 | 6 | 634 | 102 | 3 | 6 | 1 | 0 | 0 | 0 | 0 | 0 | 0 | 0 |
| 06-00 | 756 | 6 | 638 | 102 | 3 | 6 | 1 | 0 | 0 | 0 | 0 | 0 | 0 | 0 |
| 00-00 | 760 | 6 | 639 | 105 | 3 | 6 | 1 | 0 | 0 | 0 | 0 | 0 | 0 | 0 |

Peak step 17:00 (125) AM Peak step 11:00 (61) PM Peak step 17:00 (125)

* Saturday, February 3, 2024

| Time | Total | Cls | Cls | Cls | Cls | Cls | Cls | Cls | Cls | Cls | Cls | Cls | Cls | Cls |
|--------------|-------------|----------|-------------|-----------|----------|----------|----------|----------|----------|----------|----------|----------|----------|----------|
| <-- | | 1 | 2 | 3 | 4 | 5 | 6 | 7 | 8 | 9 | 10 | 11 | 12 | 13 |
| 0000 | 0 | 0 | 0 | 0 | 0 | 0 | 0 | 0 | 0 | 0 | 0 | 0 | 0 | 0 |
| 0100 | 0 | 0 | 0 | 0 | 0 | 0 | 0 | 0 | 0 | 0 | 0 | 0 | 0 | 0 |
| 0200 | 0 | 0 | 0 | 0 | 0 | 0 | 0 | 0 | 0 | 0 | 0 | 0 | 0 | 0 |
| 0300 | 0 | 0 | 0 | 0 | 0 | 0 | 0 | 0 | 0 | 0 | 0 | 0 | 0 | 0 |
| 0400 | 0 | 0 | 0 | 0 | 0 | 0 | 0 | 0 | 0 | 0 | 0 | 0 | 0 | 0 |
| 0500 | 3 | 0 | 3 | 0 | 0 | 0 | 0 | 0 | 0 | 0 | 0 | 0 | 0 | 0 |
| 0600 | 1 | 0 | 1 | 0 | 0 | 0 | 0 | 0 | 0 | 0 | 0 | 0 | 0 | 0 |
| 0700 | 7 | 0 | 6 | 1 | 0 | 0 | 0 | 0 | 0 | 0 | 0 | 0 | 0 | 0 |
| 0800 | 18 | 0 | 16 | 2 | 0 | 0 | 0 | 0 | 0 | 0 | 0 | 0 | 0 | 0 |
| 0900 | 41 | 0 | 37 | 4 | 0 | 0 | 0 | 0 | 0 | 0 | 0 | 0 | 0 | 0 |
| 1000 | 94 | 0 | 91 | 3 | 0 | 0 | 0 | 0 | 0 | 0 | 0 | 0 | 0 | 0 |
| 1100 | 153 | 0 | 149 | 4 | 0 | 0 | 0 | 0 | 0 | 0 | 0 | 0 | 0 | 0 |
| 1200 | 190 | 0 | 180 | 10 | 0 | 0 | 0 | 0 | 0 | 0 | 0 | 0 | 0 | 0 |
| 1300 | 156 | 0 | 149 | 7 | 0 | 0 | 0 | 0 | 0 | 0 | 0 | 0 | 0 | 0 |
| 1400 | 180 | 0 | 173 | 7 | 0 | 0 | 0 | 0 | 0 | 0 | 0 | 0 | 0 | 0 |
| 1500 | 162 | 0 | 152 | 10 | 0 | 0 | 0 | 0 | 0 | 0 | 0 | 0 | 0 | 0 |
| 1600 | 137 | 0 | 134 | 3 | 0 | 0 | 0 | 0 | 0 | 0 | 0 | 0 | 0 | 0 |
| 1700 | 139 | 0 | 135 | 4 | 0 | 0 | 0 | 0 | 0 | 0 | 0 | 0 | 0 | 0 |
| 1800 | 21 | 0 | 20 | 1 | 0 | 0 | 0 | 0 | 0 | 0 | 0 | 0 | 0 | 0 |
| 1900 | 6 | 0 | 6 | 0 | 0 | 0 | 0 | 0 | 0 | 0 | 0 | 0 | 0 | 0 |
| 2000 | 18 | 0 | 15 | 3 | 0 | 0 | 0 | 0 | 0 | 0 | 0 | 0 | 0 | 0 |
| 2100 | 10 | 0 | 9 | 1 | 0 | 0 | 0 | 0 | 0 | 0 | 0 | 0 | 0 | 0 |
| 2200 | 3 | 0 | 3 | 0 | 0 | 0 | 0 | 0 | 0 | 0 | 0 | 0 | 0 | 0 |
| 2300 | 2 | 0 | 2 | 0 | 0 | 0 | 0 | 0 | 0 | 0 | 0 | 0 | 0 | 0 |
| 07-19 | 1298 | 0 | 1242 | 56 | 0 | 0 | 0 | 0 | 0 | 0 | 0 | 0 | 0 | 0 |
| 06-22 | 1333 | 0 | 1273 | 60 | 0 | 0 | 0 | 0 | 0 | 0 | 0 | 0 | 0 | 0 |
| 06-00 | 1338 | 0 | 1278 | 60 | 0 | 0 | 0 | 0 | 0 | 0 | 0 | 0 | 0 | 0 |
| 00-00 | 1341 | 0 | 1281 | 60 | 0 | 0 | 0 | 0 | 0 | 0 | 0 | 0 | 0 | 0 |

Peak step 12:00 (190) AM Peak step 11:00 (153) PM Peak step 12:00 (190)

Traffic Data Service -- San Jose, CA Class Report

CustomList-873 -- English (ENU)

Datasets:

Site: [6] SHORELINE BLVD N OF NORTH RD
Data type: Axle sensors - Paired (Class/Speed/Count)

Profile:

Included classes: 1, 2, 3, 4, 5, 6, 7, 8, 9, 10, 11, 12, 13
Speed range: 0 - 100 mph.
Direction: South (bound), P = South, Lane = 0-16
Name: Default Profile
Scheme: Vehicle classification (Scheme F)
Units: Non metric (ft, mi, ft/s, mph, lb, ton)

Column Legend:

0 [Time] 24-hour time (0000 - 2359)
1 [Total] Number in time step
2 [Cls] Class totals

*** Sunday, February 11, 2024**

| Time | Total | Cls 1 | Cls 2 | Cls 3 | Cls 4 | Cls 5 | Cls 6 | Cls 7 | Cls 8 | Cls 9 | Cls 10 | Cls 11 | Cls 12 | Cls 13 |
|--------------|-------------|----------|-------------|------------|----------|----------|----------|----------|----------|----------|----------|----------|----------|----------|
| <-- | | 1 | 2 | 3 | 4 | 5 | 6 | 7 | 8 | 9 | 10 | 11 | 12 | 13 |
| 0000 | 0 | 0 | 0 | 0 | 0 | 0 | 0 | 0 | 0 | 0 | 0 | 0 | 0 | 0 |
| 0100 | 0 | 0 | 0 | 0 | 0 | 0 | 0 | 0 | 0 | 0 | 0 | 0 | 0 | 0 |
| 0200 | 0 | 0 | 0 | 0 | 0 | 0 | 0 | 0 | 0 | 0 | 0 | 0 | 0 | 0 |
| 0300 | 0 | 0 | 0 | 0 | 0 | 0 | 0 | 0 | 0 | 0 | 0 | 0 | 0 | 0 |
| 0400 | 0 | 0 | 0 | 0 | 0 | 0 | 0 | 0 | 0 | 0 | 0 | 0 | 0 | 0 |
| 0500 | 0 | 0 | 0 | 0 | 0 | 0 | 0 | 0 | 0 | 0 | 0 | 0 | 0 | 0 |
| 0600 | 5 | 0 | 5 | 0 | 0 | 0 | 0 | 0 | 0 | 0 | 0 | 0 | 0 | 0 |
| 0700 | 3 | 0 | 2 | 1 | 0 | 0 | 0 | 0 | 0 | 0 | 0 | 0 | 0 | 0 |
| 0800 | 20 | 0 | 15 | 5 | 0 | 0 | 0 | 0 | 0 | 0 | 0 | 0 | 0 | 0 |
| 0900 | 38 | 0 | 33 | 5 | 0 | 0 | 0 | 0 | 0 | 0 | 0 | 0 | 0 | 0 |
| 1000 | 75 | 0 | 64 | 11 | 0 | 0 | 0 | 0 | 0 | 0 | 0 | 0 | 0 | 0 |
| 1100 | 128 | 0 | 109 | 19 | 0 | 0 | 0 | 0 | 0 | 0 | 0 | 0 | 0 | 0 |
| 1200 | 157 | 2 | 136 | 19 | 0 | 0 | 0 | 0 | 0 | 0 | 0 | 0 | 0 | 0 |
| 1300 | 152 | 0 | 125 | 27 | 0 | 0 | 0 | 0 | 0 | 0 | 0 | 0 | 0 | 0 |
| 1400 | 149 | 0 | 130 | 19 | 0 | 0 | 0 | 0 | 0 | 0 | 0 | 0 | 0 | 0 |
| 1500 | 158 | 0 | 144 | 14 | 0 | 0 | 0 | 0 | 0 | 0 | 0 | 0 | 0 | 0 |
| 1600 | 149 | 0 | 138 | 11 | 0 | 0 | 0 | 0 | 0 | 0 | 0 | 0 | 0 | 0 |
| 1700 | 184 | 0 | 162 | 22 | 0 | 0 | 0 | 0 | 0 | 0 | 0 | 0 | 0 | 0 |
| 1800 | 78 | 0 | 66 | 12 | 0 | 0 | 0 | 0 | 0 | 0 | 0 | 0 | 0 | 0 |
| 1900 | 5 | 0 | 4 | 1 | 0 | 0 | 0 | 0 | 0 | 0 | 0 | 0 | 0 | 0 |
| 2000 | 1 | 0 | 1 | 0 | 0 | 0 | 0 | 0 | 0 | 0 | 0 | 0 | 0 | 0 |
| 2100 | 1 | 0 | 1 | 0 | 0 | 0 | 0 | 0 | 0 | 0 | 0 | 0 | 0 | 0 |
| 2200 | 0 | 0 | 0 | 0 | 0 | 0 | 0 | 0 | 0 | 0 | 0 | 0 | 0 | 0 |
| 2300 | 1 | 0 | 1 | 0 | 0 | 0 | 0 | 0 | 0 | 0 | 0 | 0 | 0 | 0 |
| 07-19 | 1291 | 2 | 1124 | 165 | 0 | 0 | 0 | 0 | 0 | 0 | 0 | 0 | 0 | 0 |
| 06-22 | 1303 | 2 | 1135 | 166 | 0 | 0 | 0 | 0 | 0 | 0 | 0 | 0 | 0 | 0 |
| 06-00 | 1304 | 2 | 1136 | 166 | 0 | 0 | 0 | 0 | 0 | 0 | 0 | 0 | 0 | 0 |
| 00-00 | 1304 | 2 | 1136 | 166 | 0 | 0 | 0 | 0 | 0 | 0 | 0 | 0 | 0 | 0 |

Peak step 17:00 (184) AM Peak step 11:00 (128) PM Peak step 17:00 (184)

*** Monday, February 12, 2024**

| Time | Total | Cls | Cls | Cls | Cls | Cls | Cls | Cls | Cls | Cls | Cls | Cls | Cls | Cls |
|--------------|------------|----------|------------|------------|----------|----------|----------|----------|----------|----------|----------|----------|----------|----------|
| <-- | | 1 | 2 | 3 | 4 | 5 | 6 | 7 | 8 | 9 | 10 | 11 | 12 | 13 |
| 0000 | 0 | 0 | 0 | 0 | 0 | 0 | 0 | 0 | 0 | 0 | 0 | 0 | 0 | 0 |
| 0100 | 0 | 0 | 0 | 0 | 0 | 0 | 0 | 0 | 0 | 0 | 0 | 0 | 0 | 0 |
| 0200 | 0 | 0 | 0 | 0 | 0 | 0 | 0 | 0 | 0 | 0 | 0 | 0 | 0 | 0 |
| 0300 | 0 | 0 | 0 | 0 | 0 | 0 | 0 | 0 | 0 | 0 | 0 | 0 | 0 | 0 |
| 0400 | 0 | 0 | 0 | 0 | 0 | 0 | 0 | 0 | 0 | 0 | 0 | 0 | 0 | 0 |
| 0500 | 4 | 0 | 4 | 0 | 0 | 0 | 0 | 0 | 0 | 0 | 0 | 0 | 0 | 0 |
| 0600 | 5 | 0 | 1 | 3 | 0 | 0 | 1 | 0 | 0 | 0 | 0 | 0 | 0 | 0 |
| 0700 | 10 | 0 | 5 | 4 | 0 | 0 | 1 | 0 | 0 | 0 | 0 | 0 | 0 | 0 |
| 0800 | 9 | 0 | 7 | 2 | 0 | 0 | 0 | 0 | 0 | 0 | 0 | 0 | 0 | 0 |
| 0900 | 18 | 1 | 10 | 6 | 0 | 1 | 0 | 0 | 0 | 0 | 0 | 0 | 0 | 0 |
| 1000 | 30 | 0 | 23 | 6 | 0 | 1 | 0 | 0 | 0 | 0 | 0 | 0 | 0 | 0 |
| 1100 | 69 | 0 | 61 | 8 | 0 | 0 | 0 | 0 | 0 | 0 | 0 | 0 | 0 | 0 |
| 1200 | 75 | 0 | 59 | 16 | 0 | 0 | 0 | 0 | 0 | 0 | 0 | 0 | 0 | 0 |
| 1300 | 76 | 0 | 61 | 15 | 0 | 0 | 0 | 0 | 0 | 0 | 0 | 0 | 0 | 0 |
| 1400 | 96 | 0 | 75 | 21 | 0 | 0 | 0 | 0 | 0 | 0 | 0 | 0 | 0 | 0 |
| 1500 | 103 | 1 | 85 | 17 | 0 | 0 | 0 | 0 | 0 | 0 | 0 | 0 | 0 | 0 |
| 1600 | 82 | 0 | 67 | 15 | 0 | 0 | 0 | 0 | 0 | 0 | 0 | 0 | 0 | 0 |
| 1700 | 130 | 0 | 106 | 23 | 0 | 0 | 1 | 0 | 0 | 0 | 0 | 0 | 0 | 0 |
| 1800 | 53 | 0 | 42 | 11 | 0 | 0 | 0 | 0 | 0 | 0 | 0 | 0 | 0 | 0 |
| 1900 | 8 | 0 | 4 | 4 | 0 | 0 | 0 | 0 | 0 | 0 | 0 | 0 | 0 | 0 |
| 2000 | 2 | 0 | 2 | 0 | 0 | 0 | 0 | 0 | 0 | 0 | 0 | 0 | 0 | 0 |
| 2100 | 1 | 0 | 1 | 0 | 0 | 0 | 0 | 0 | 0 | 0 | 0 | 0 | 0 | 0 |
| 2200 | 0 | 0 | 0 | 0 | 0 | 0 | 0 | 0 | 0 | 0 | 0 | 0 | 0 | 0 |
| 2300 | 0 | 0 | 0 | 0 | 0 | 0 | 0 | 0 | 0 | 0 | 0 | 0 | 0 | 0 |
| 07-19 | 751 | 2 | 601 | 144 | 0 | 2 | 2 | 0 | 0 | 0 | 0 | 0 | 0 | 0 |
| 06-22 | 767 | 2 | 609 | 151 | 0 | 2 | 3 | 0 | 0 | 0 | 0 | 0 | 0 | 0 |
| 06-00 | 767 | 2 | 609 | 151 | 0 | 2 | 3 | 0 | 0 | 0 | 0 | 0 | 0 | 0 |
| 00-00 | 771 | 2 | 613 | 151 | 0 | 2 | 3 | 0 | 0 | 0 | 0 | 0 | 0 | 0 |

Peak step 17:00 (130) AM Peak step 11:00 (69) PM Peak step 17:00 (130)

*** Tuesday, February 13, 2024**

| Time | Total | Cls | Cls | Cls | Cls | Cls | Cls | Cls | Cls | Cls | Cls | Cls | Cls | Cls |
|--------------|------------|----------|------------|------------|----------|----------|----------|----------|----------|----------|----------|----------|----------|----------|
| <-- | | 1 | 2 | 3 | 4 | 5 | 6 | 7 | 8 | 9 | 10 | 11 | 12 | 13 |
| 0000 | 0 | 0 | 0 | 0 | 0 | 0 | 0 | 0 | 0 | 0 | 0 | 0 | 0 | 0 |
| 0100 | 0 | 0 | 0 | 0 | 0 | 0 | 0 | 0 | 0 | 0 | 0 | 0 | 0 | 0 |
| 0200 | 0 | 0 | 0 | 0 | 0 | 0 | 0 | 0 | 0 | 0 | 0 | 0 | 0 | 0 |
| 0300 | 0 | 0 | 0 | 0 | 0 | 0 | 0 | 0 | 0 | 0 | 0 | 0 | 0 | 0 |
| 0400 | 1 | 0 | 0 | 1 | 0 | 0 | 0 | 0 | 0 | 0 | 0 | 0 | 0 | 0 |
| 0500 | 4 | 0 | 2 | 2 | 0 | 0 | 0 | 0 | 0 | 0 | 0 | 0 | 0 | 0 |
| 0600 | 5 | 0 | 2 | 2 | 0 | 1 | 0 | 0 | 0 | 0 | 0 | 0 | 0 | 0 |
| 0700 | 15 | 1 | 10 | 4 | 0 | 0 | 0 | 0 | 0 | 0 | 0 | 0 | 0 | 0 |
| 0800 | 22 | 1 | 12 | 9 | 0 | 0 | 0 | 0 | 0 | 0 | 0 | 0 | 0 | 0 |
| 0900 | 20 | 2 | 10 | 7 | 1 | 0 | 0 | 0 | 0 | 0 | 0 | 0 | 0 | 0 |
| 1000 | 38 | 0 | 29 | 8 | 0 | 1 | 0 | 0 | 0 | 0 | 0 | 0 | 0 | 0 |
| 1100 | 69 | 0 | 55 | 13 | 0 | 1 | 0 | 0 | 0 | 0 | 0 | 0 | 0 | 0 |
| 1200 | 74 | 0 | 59 | 14 | 0 | 0 | 1 | 0 | 0 | 0 | 0 | 0 | 0 | 0 |
| 1300 | 97 | 1 | 76 | 17 | 0 | 3 | 0 | 0 | 0 | 0 | 0 | 0 | 0 | 0 |
| 1400 | 102 | 0 | 80 | 21 | 0 | 1 | 0 | 0 | 0 | 0 | 0 | 0 | 0 | 0 |
| 1500 | 103 | 0 | 83 | 20 | 0 | 0 | 0 | 0 | 0 | 0 | 0 | 0 | 0 | 0 |
| 1600 | 83 | 1 | 64 | 18 | 0 | 0 | 0 | 0 | 0 | 0 | 0 | 0 | 0 | 0 |
| 1700 | 83 | 0 | 68 | 15 | 0 | 0 | 0 | 0 | 0 | 0 | 0 | 0 | 0 | 0 |
| 1800 | 70 | 0 | 58 | 12 | 0 | 0 | 0 | 0 | 0 | 0 | 0 | 0 | 0 | 0 |
| 1900 | 9 | 0 | 7 | 2 | 0 | 0 | 0 | 0 | 0 | 0 | 0 | 0 | 0 | 0 |
| 2000 | 1 | 0 | 0 | 1 | 0 | 0 | 0 | 0 | 0 | 0 | 0 | 0 | 0 | 0 |
| 2100 | 2 | 0 | 2 | 0 | 0 | 0 | 0 | 0 | 0 | 0 | 0 | 0 | 0 | 0 |
| 2200 | 0 | 0 | 0 | 0 | 0 | 0 | 0 | 0 | 0 | 0 | 0 | 0 | 0 | 0 |
| 2300 | 0 | 0 | 0 | 0 | 0 | 0 | 0 | 0 | 0 | 0 | 0 | 0 | 0 | 0 |
| 07-19 | 776 | 6 | 604 | 158 | 1 | 6 | 1 | 0 | 0 | 0 | 0 | 0 | 0 | 0 |
| 06-22 | 793 | 6 | 615 | 163 | 1 | 7 | 1 | 0 | 0 | 0 | 0 | 0 | 0 | 0 |
| 06-00 | 793 | 6 | 615 | 163 | 1 | 7 | 1 | 0 | 0 | 0 | 0 | 0 | 0 | 0 |
| 00-00 | 798 | 6 | 617 | 166 | 1 | 7 | 1 | 0 | 0 | 0 | 0 | 0 | 0 | 0 |

Peak step 15:00 (103) AM Peak step 11:00 (69) PM Peak step 15:00 (103)

*** Wednesday, February 14, 2024**

| Time | Total | Cls | Cls | Cls | Cls | Cls | Cls | Cls | Cls | Cls | Cls | Cls | Cls | Cls |
|--------------|------------|----------|------------|-----------|----------|----------|----------|----------|----------|----------|----------|----------|----------|----------|
| <-- | | 1 | 2 | 3 | 4 | 5 | 6 | 7 | 8 | 9 | 10 | 11 | 12 | 13 |
| 0000 | 0 | 0 | 0 | 0 | 0 | 0 | 0 | 0 | 0 | 0 | 0 | 0 | 0 | 0 |
| 0100 | 0 | 0 | 0 | 0 | 0 | 0 | 0 | 0 | 0 | 0 | 0 | 0 | 0 | 0 |
| 0200 | 0 | 0 | 0 | 0 | 0 | 0 | 0 | 0 | 0 | 0 | 0 | 0 | 0 | 0 |
| 0300 | 0 | 0 | 0 | 0 | 0 | 0 | 0 | 0 | 0 | 0 | 0 | 0 | 0 | 0 |
| 0400 | 0 | 0 | 0 | 0 | 0 | 0 | 0 | 0 | 0 | 0 | 0 | 0 | 0 | 0 |
| 0500 | 3 | 0 | 2 | 1 | 0 | 0 | 0 | 0 | 0 | 0 | 0 | 0 | 0 | 0 |
| 0600 | 3 | 1 | 0 | 1 | 0 | 1 | 0 | 0 | 0 | 0 | 0 | 0 | 0 | 0 |
| 0700 | 8 | 0 | 7 | 0 | 0 | 0 | 1 | 0 | 0 | 0 | 0 | 0 | 0 | 0 |
| 0800 | 21 | 0 | 17 | 4 | 0 | 0 | 0 | 0 | 0 | 0 | 0 | 0 | 0 | 0 |
| 0900 | 28 | 0 | 23 | 5 | 0 | 0 | 0 | 0 | 0 | 0 | 0 | 0 | 0 | 0 |
| 1000 | 41 | 0 | 30 | 10 | 0 | 1 | 0 | 0 | 0 | 0 | 0 | 0 | 0 | 0 |
| 1100 | 54 | 0 | 46 | 8 | 0 | 0 | 0 | 0 | 0 | 0 | 0 | 0 | 0 | 0 |
| 1200 | 76 | 0 | 68 | 8 | 0 | 0 | 0 | 0 | 0 | 0 | 0 | 0 | 0 | 0 |
| 1300 | 78 | 0 | 64 | 13 | 1 | 0 | 0 | 0 | 0 | 0 | 0 | 0 | 0 | 0 |
| 1400 | 71 | 0 | 57 | 14 | 0 | 0 | 0 | 0 | 0 | 0 | 0 | 0 | 0 | 0 |
| 1500 | 41 | 0 | 35 | 6 | 0 | 0 | 0 | 0 | 0 | 0 | 0 | 0 | 0 | 0 |
| 1600 | 21 | 0 | 18 | 3 | 0 | 0 | 0 | 0 | 0 | 0 | 0 | 0 | 0 | 0 |
| 1700 | 36 | 0 | 28 | 8 | 0 | 0 | 0 | 0 | 0 | 0 | 0 | 0 | 0 | 0 |
| 1800 | 29 | 0 | 27 | 2 | 0 | 0 | 0 | 0 | 0 | 0 | 0 | 0 | 0 | 0 |
| 1900 | 12 | 0 | 8 | 4 | 0 | 0 | 0 | 0 | 0 | 0 | 0 | 0 | 0 | 0 |
| 2000 | 5 | 0 | 4 | 1 | 0 | 0 | 0 | 0 | 0 | 0 | 0 | 0 | 0 | 0 |
| 2100 | 2 | 0 | 2 | 0 | 0 | 0 | 0 | 0 | 0 | 0 | 0 | 0 | 0 | 0 |
| 2200 | 1 | 0 | 1 | 0 | 0 | 0 | 0 | 0 | 0 | 0 | 0 | 0 | 0 | 0 |
| 2300 | 0 | 0 | 0 | 0 | 0 | 0 | 0 | 0 | 0 | 0 | 0 | 0 | 0 | 0 |
| 07-19 | 504 | 0 | 420 | 81 | 1 | 1 | 1 | 0 | 0 | 0 | 0 | 0 | 0 | 0 |
| 06-22 | 526 | 1 | 434 | 87 | 1 | 2 | 1 | 0 | 0 | 0 | 0 | 0 | 0 | 0 |
| 06-00 | 527 | 1 | 435 | 87 | 1 | 2 | 1 | 0 | 0 | 0 | 0 | 0 | 0 | 0 |
| 00-00 | 530 | 1 | 437 | 88 | 1 | 2 | 1 | 0 | 0 | 0 | 0 | 0 | 0 | 0 |

Peak step 13:00 (78) AM Peak step 11:00 (54) PM Peak step 13:00 (78)

*** Thursday, February 15, 2024**

| Time | Total | Cls | Cls | Cls | Cls | Cls | Cls | Cls | Cls | Cls | Cls | Cls | Cls | Cls |
|--------------|------------|----------|------------|------------|----------|----------|----------|----------|----------|----------|----------|----------|----------|----------|
| <-- | | 1 | 2 | 3 | 4 | 5 | 6 | 7 | 8 | 9 | 10 | 11 | 12 | 13 |
| 0000 | 0 | 0 | 0 | 0 | 0 | 0 | 0 | 0 | 0 | 0 | 0 | 0 | 0 | 0 |
| 0100 | 0 | 0 | 0 | 0 | 0 | 0 | 0 | 0 | 0 | 0 | 0 | 0 | 0 | 0 |
| 0200 | 0 | 0 | 0 | 0 | 0 | 0 | 0 | 0 | 0 | 0 | 0 | 0 | 0 | 0 |
| 0300 | 0 | 0 | 0 | 0 | 0 | 0 | 0 | 0 | 0 | 0 | 0 | 0 | 0 | 0 |
| 0400 | 0 | 0 | 0 | 0 | 0 | 0 | 0 | 0 | 0 | 0 | 0 | 0 | 0 | 0 |
| 0500 | 2 | 0 | 0 | 2 | 0 | 0 | 0 | 0 | 0 | 0 | 0 | 0 | 0 | 0 |
| 0600 | 8 | 0 | 4 | 4 | 0 | 0 | 0 | 0 | 0 | 0 | 0 | 0 | 0 | 0 |
| 0700 | 5 | 1 | 3 | 1 | 0 | 0 | 0 | 0 | 0 | 0 | 0 | 0 | 0 | 0 |
| 0800 | 20 | 0 | 9 | 10 | 0 | 0 | 1 | 0 | 0 | 0 | 0 | 0 | 0 | 0 |
| 0900 | 21 | 0 | 16 | 5 | 0 | 0 | 0 | 0 | 0 | 0 | 0 | 0 | 0 | 0 |
| 1000 | 19 | 0 | 17 | 2 | 0 | 0 | 0 | 0 | 0 | 0 | 0 | 0 | 0 | 0 |
| 1100 | 64 | 0 | 45 | 17 | 0 | 1 | 1 | 0 | 0 | 0 | 0 | 0 | 0 | 0 |
| 1200 | 85 | 0 | 72 | 13 | 0 | 0 | 0 | 0 | 0 | 0 | 0 | 0 | 0 | 0 |
| 1300 | 91 | 0 | 73 | 16 | 1 | 0 | 1 | 0 | 0 | 0 | 0 | 0 | 0 | 0 |
| 1400 | 68 | 0 | 51 | 17 | 0 | 0 | 0 | 0 | 0 | 0 | 0 | 0 | 0 | 0 |
| 1500 | 113 | 1 | 89 | 23 | 0 | 0 | 0 | 0 | 0 | 0 | 0 | 0 | 0 | 0 |
| 1600 | 87 | 0 | 77 | 10 | 0 | 0 | 0 | 0 | 0 | 0 | 0 | 0 | 0 | 0 |
| 1700 | 106 | 0 | 90 | 16 | 0 | 0 | 0 | 0 | 0 | 0 | 0 | 0 | 0 | 0 |
| 1800 | 83 | 0 | 71 | 12 | 0 | 0 | 0 | 0 | 0 | 0 | 0 | 0 | 0 | 0 |
| 1900 | 16 | 0 | 14 | 2 | 0 | 0 | 0 | 0 | 0 | 0 | 0 | 0 | 0 | 0 |
| 2000 | 1 | 0 | 1 | 0 | 0 | 0 | 0 | 0 | 0 | 0 | 0 | 0 | 0 | 0 |
| 2100 | 1 | 0 | 1 | 0 | 0 | 0 | 0 | 0 | 0 | 0 | 0 | 0 | 0 | 0 |
| 2200 | 2 | 0 | 2 | 0 | 0 | 0 | 0 | 0 | 0 | 0 | 0 | 0 | 0 | 0 |
| 2300 | 0 | 0 | 0 | 0 | 0 | 0 | 0 | 0 | 0 | 0 | 0 | 0 | 0 | 0 |
| 07-19 | 762 | 2 | 613 | 142 | 1 | 1 | 3 | 0 | 0 | 0 | 0 | 0 | 0 | 0 |
| 06-22 | 788 | 2 | 633 | 148 | 1 | 1 | 3 | 0 | 0 | 0 | 0 | 0 | 0 | 0 |
| 06-00 | 790 | 2 | 635 | 148 | 1 | 1 | 3 | 0 | 0 | 0 | 0 | 0 | 0 | 0 |
| 00-00 | 792 | 2 | 635 | 150 | 1 | 1 | 3 | 0 | 0 | 0 | 0 | 0 | 0 | 0 |

Peak step 15:00 (113) AM Peak step 11:00 (64) PM Peak step 15:00 (113)

*** Friday, February 16, 2024**

| Time | Total | Cls | Cls | Cls | Cls | Cls | Cls | Cls | Cls | Cls | Cls | Cls | Cls | Cls |
|--------------|------------|----------|------------|------------|----------|----------|----------|----------|----------|----------|----------|----------|----------|----------|
| <-- | | 1 | 2 | 3 | 4 | 5 | 6 | 7 | 8 | 9 | 10 | 11 | 12 | 13 |
| 0000 | 0 | 0 | 0 | 0 | 0 | 0 | 0 | 0 | 0 | 0 | 0 | 0 | 0 | 0 |
| 0100 | 0 | 0 | 0 | 0 | 0 | 0 | 0 | 0 | 0 | 0 | 0 | 0 | 0 | 0 |
| 0200 | 0 | 0 | 0 | 0 | 0 | 0 | 0 | 0 | 0 | 0 | 0 | 0 | 0 | 0 |
| 0300 | 0 | 0 | 0 | 0 | 0 | 0 | 0 | 0 | 0 | 0 | 0 | 0 | 0 | 0 |
| 0400 | 0 | 0 | 0 | 0 | 0 | 0 | 0 | 0 | 0 | 0 | 0 | 0 | 0 | 0 |
| 0500 | 5 | 0 | 2 | 3 | 0 | 0 | 0 | 0 | 0 | 0 | 0 | 0 | 0 | 0 |
| 0600 | 5 | 0 | 2 | 2 | 0 | 1 | 0 | 0 | 0 | 0 | 0 | 0 | 0 | 0 |
| 0700 | 6 | 0 | 4 | 2 | 0 | 0 | 0 | 0 | 0 | 0 | 0 | 0 | 0 | 0 |
| 0800 | 45 | 1 | 32 | 12 | 0 | 0 | 0 | 0 | 0 | 0 | 0 | 0 | 0 | 0 |
| 0900 | 22 | 0 | 19 | 3 | 0 | 0 | 0 | 0 | 0 | 0 | 0 | 0 | 0 | 0 |
| 1000 | 47 | 1 | 39 | 7 | 0 | 0 | 0 | 0 | 0 | 0 | 0 | 0 | 0 | 0 |
| 1100 | 89 | 2 | 69 | 18 | 0 | 0 | 0 | 0 | 0 | 0 | 0 | 0 | 0 | 0 |
| 1200 | 78 | 0 | 65 | 13 | 0 | 0 | 0 | 0 | 0 | 0 | 0 | 0 | 0 | 0 |
| 1300 | 88 | 0 | 67 | 21 | 0 | 0 | 0 | 0 | 0 | 0 | 0 | 0 | 0 | 0 |
| 1400 | 93 | 0 | 81 | 12 | 0 | 0 | 0 | 0 | 0 | 0 | 0 | 0 | 0 | 0 |
| 1500 | 98 | 0 | 86 | 11 | 0 | 1 | 0 | 0 | 0 | 0 | 0 | 0 | 0 | 0 |
| 1600 | 88 | 0 | 83 | 5 | 0 | 0 | 0 | 0 | 0 | 0 | 0 | 0 | 0 | 0 |
| 1700 | 102 | 0 | 89 | 13 | 0 | 0 | 0 | 0 | 0 | 0 | 0 | 0 | 0 | 0 |
| 1800 | 73 | 0 | 64 | 9 | 0 | 0 | 0 | 0 | 0 | 0 | 0 | 0 | 0 | 0 |
| 1900 | 12 | 0 | 8 | 4 | 0 | 0 | 0 | 0 | 0 | 0 | 0 | 0 | 0 | 0 |
| 2000 | 1 | 0 | 1 | 0 | 0 | 0 | 0 | 0 | 0 | 0 | 0 | 0 | 0 | 0 |
| 2100 | 2 | 0 | 2 | 0 | 0 | 0 | 0 | 0 | 0 | 0 | 0 | 0 | 0 | 0 |
| 2200 | 1 | 0 | 1 | 0 | 0 | 0 | 0 | 0 | 0 | 0 | 0 | 0 | 0 | 0 |
| 2300 | 0 | 0 | 0 | 0 | 0 | 0 | 0 | 0 | 0 | 0 | 0 | 0 | 0 | 0 |
| 07-19 | 829 | 4 | 698 | 126 | 0 | 1 | 0 | 0 | 0 | 0 | 0 | 0 | 0 | 0 |
| 06-22 | 849 | 4 | 711 | 132 | 0 | 2 | 0 | 0 | 0 | 0 | 0 | 0 | 0 | 0 |
| 06-00 | 850 | 4 | 712 | 132 | 0 | 2 | 0 | 0 | 0 | 0 | 0 | 0 | 0 | 0 |
| 00-00 | 855 | 4 | 714 | 135 | 0 | 2 | 0 | 0 | 0 | 0 | 0 | 0 | 0 | 0 |

Peak step 17:00 (102) AM Peak step 11:00 (89) PM Peak step 17:00 (102)

*** Saturday, February 17, 2024**

| Time | Total | Cls | Cls | Cls | Cls | Cls | Cls | Cls | Cls | Cls | Cls | Cls | Cls | Cls |
|--------------|------------|----------|------------|-----------|----------|----------|----------|----------|----------|----------|----------|----------|----------|----------|
| <-- | | 1 | 2 | 3 | 4 | 5 | 6 | 7 | 8 | 9 | 10 | 11 | 12 | 13 |
| 0000 | 1 | 0 | 1 | 0 | 0 | 0 | 0 | 0 | 0 | 0 | 0 | 0 | 0 | 0 |
| 0100 | 0 | 0 | 0 | 0 | 0 | 0 | 0 | 0 | 0 | 0 | 0 | 0 | 0 | 0 |
| 0200 | 0 | 0 | 0 | 0 | 0 | 0 | 0 | 0 | 0 | 0 | 0 | 0 | 0 | 0 |
| 0300 | 0 | 0 | 0 | 0 | 0 | 0 | 0 | 0 | 0 | 0 | 0 | 0 | 0 | 0 |
| 0400 | 0 | 0 | 0 | 0 | 0 | 0 | 0 | 0 | 0 | 0 | 0 | 0 | 0 | 0 |
| 0500 | 3 | 0 | 1 | 2 | 0 | 0 | 0 | 0 | 0 | 0 | 0 | 0 | 0 | 0 |
| 0600 | 1 | 0 | 1 | 0 | 0 | 0 | 0 | 0 | 0 | 0 | 0 | 0 | 0 | 0 |
| 0700 | 10 | 0 | 8 | 2 | 0 | 0 | 0 | 0 | 0 | 0 | 0 | 0 | 0 | 0 |
| 0800 | 31 | 0 | 28 | 3 | 0 | 0 | 0 | 0 | 0 | 0 | 0 | 0 | 0 | 0 |
| 0900 | 35 | 1 | 28 | 6 | 0 | 0 | 0 | 0 | 0 | 0 | 0 | 0 | 0 | 0 |
| 1000 | 63 | 0 | 55 | 8 | 0 | 0 | 0 | 0 | 0 | 0 | 0 | 0 | 0 | 0 |
| 1100 | 52 | 0 | 41 | 11 | 0 | 0 | 0 | 0 | 0 | 0 | 0 | 0 | 0 | 0 |
| 1200 | 48 | 0 | 35 | 13 | 0 | 0 | 0 | 0 | 0 | 0 | 0 | 0 | 0 | 0 |
| 1300 | 68 | 0 | 56 | 12 | 0 | 0 | 0 | 0 | 0 | 0 | 0 | 0 | 0 | 0 |
| 1400 | 81 | 0 | 74 | 7 | 0 | 0 | 0 | 0 | 0 | 0 | 0 | 0 | 0 | 0 |
| 1500 | 72 | 0 | 62 | 10 | 0 | 0 | 0 | 0 | 0 | 0 | 0 | 0 | 0 | 0 |
| 1600 | 32 | 0 | 26 | 6 | 0 | 0 | 0 | 0 | 0 | 0 | 0 | 0 | 0 | 0 |
| 1700 | 55 | 0 | 47 | 8 | 0 | 0 | 0 | 0 | 0 | 0 | 0 | 0 | 0 | 0 |
| 1800 | 23 | 0 | 21 | 2 | 0 | 0 | 0 | 0 | 0 | 0 | 0 | 0 | 0 | 0 |
| 1900 | 1 | 0 | 0 | 1 | 0 | 0 | 0 | 0 | 0 | 0 | 0 | 0 | 0 | 0 |
| 2000 | 2 | 0 | 1 | 1 | 0 | 0 | 0 | 0 | 0 | 0 | 0 | 0 | 0 | 0 |
| 2100 | 1 | 0 | 1 | 0 | 0 | 0 | 0 | 0 | 0 | 0 | 0 | 0 | 0 | 0 |
| 2200 | 0 | 0 | 0 | 0 | 0 | 0 | 0 | 0 | 0 | 0 | 0 | 0 | 0 | 0 |
| 2300 | 1 | 0 | 1 | 0 | 0 | 0 | 0 | 0 | 0 | 0 | 0 | 0 | 0 | 0 |
| 07-19 | 570 | 1 | 481 | 88 | 0 | 0 | 0 | 0 | 0 | 0 | 0 | 0 | 0 | 0 |
| 06-22 | 575 | 1 | 484 | 90 | 0 | 0 | 0 | 0 | 0 | 0 | 0 | 0 | 0 | 0 |
| 06-00 | 576 | 1 | 485 | 90 | 0 | 0 | 0 | 0 | 0 | 0 | 0 | 0 | 0 | 0 |
| 00-00 | 580 | 1 | 487 | 92 | 0 | 0 | 0 | 0 | 0 | 0 | 0 | 0 | 0 | 0 |

Peak step 14:00 (81) AM Peak step 10:00 (63) PM Peak step 14:00 (81)

Traffic Data Service -- San Jose, CA Class Report

CustomList-852 -- English (ENU)

Datasets:

Site: [7] SPACE PARK WAY W OF SANTIAGO VILLA ENTRANCE
Data type: Axle sensors - Paired (Class/Speed/Count)

Profile:

Included classes: 1, 2, 3, 4, 5, 6, 7, 8, 9, 10, 11, 12, 13
Speed range: 0 - 100 mph.
Direction: East (bound), P = East, Lane = 0-16
Name: Default Profile
Scheme: Vehicle classification (Scheme F)
Units: Non metric (ft, mi, ft/s, mph, lb, ton)

Column Legend:

0 [Time] 24-hour time (0000 - 2359)
1 [Total] Number in time step
2 [Cls] Class totals

*** Sunday, January 21, 2024**

| Time | Total | Cls 1 | Cls 2 | Cls 3 | Cls 4 | Cls 5 | Cls 6 | Cls 7 | Cls 8 | Cls 9 | Cls 10 | Cls 11 | Cls 12 | Cls 13 |
|--------------|------------|----------|------------|-----------|----------|----------|----------|----------|----------|----------|----------|----------|----------|----------|
| <-- | | 1 | 2 | 3 | 4 | 5 | 6 | 7 | 8 | 9 | 10 | 11 | 12 | 13 |
| 0000 | 17 | 0 | 16 | 1 | 0 | 0 | 0 | 0 | 0 | 0 | 0 | 0 | 0 | 0 |
| 0100 | 2 | 0 | 1 | 1 | 0 | 0 | 0 | 0 | 0 | 0 | 0 | 0 | 0 | 0 |
| 0200 | 4 | 0 | 4 | 0 | 0 | 0 | 0 | 0 | 0 | 0 | 0 | 0 | 0 | 0 |
| 0300 | 4 | 0 | 4 | 0 | 0 | 0 | 0 | 0 | 0 | 0 | 0 | 0 | 0 | 0 |
| 0400 | 0 | 0 | 0 | 0 | 0 | 0 | 0 | 0 | 0 | 0 | 0 | 0 | 0 | 0 |
| 0500 | 4 | 0 | 3 | 1 | 0 | 0 | 0 | 0 | 0 | 0 | 0 | 0 | 0 | 0 |
| 0600 | 2 | 0 | 2 | 0 | 0 | 0 | 0 | 0 | 0 | 0 | 0 | 0 | 0 | 0 |
| 0700 | 11 | 0 | 10 | 1 | 0 | 0 | 0 | 0 | 0 | 0 | 0 | 0 | 0 | 0 |
| 0800 | 13 | 0 | 12 | 1 | 0 | 0 | 0 | 0 | 0 | 0 | 0 | 0 | 0 | 0 |
| 0900 | 18 | 0 | 17 | 1 | 0 | 0 | 0 | 0 | 0 | 0 | 0 | 0 | 0 | 0 |
| 1000 | 17 | 1 | 15 | 1 | 0 | 0 | 0 | 0 | 0 | 0 | 0 | 0 | 0 | 0 |
| 1100 | 47 | 0 | 46 | 1 | 0 | 0 | 0 | 0 | 0 | 0 | 0 | 0 | 0 | 0 |
| 1200 | 39 | 0 | 38 | 1 | 0 | 0 | 0 | 0 | 0 | 0 | 0 | 0 | 0 | 0 |
| 1300 | 36 | 0 | 36 | 0 | 0 | 0 | 0 | 0 | 0 | 0 | 0 | 0 | 0 | 0 |
| 1400 | 55 | 0 | 53 | 2 | 0 | 0 | 0 | 0 | 0 | 0 | 0 | 0 | 0 | 0 |
| 1500 | 40 | 0 | 38 | 1 | 0 | 1 | 0 | 0 | 0 | 0 | 0 | 0 | 0 | 0 |
| 1600 | 42 | 0 | 41 | 1 | 0 | 0 | 0 | 0 | 0 | 0 | 0 | 0 | 0 | 0 |
| 1700 | 48 | 0 | 45 | 3 | 0 | 0 | 0 | 0 | 0 | 0 | 0 | 0 | 0 | 0 |
| 1800 | 45 | 0 | 42 | 3 | 0 | 0 | 0 | 0 | 0 | 0 | 0 | 0 | 0 | 0 |
| 1900 | 39 | 0 | 36 | 3 | 0 | 0 | 0 | 0 | 0 | 0 | 0 | 0 | 0 | 0 |
| 2000 | 30 | 0 | 29 | 0 | 1 | 0 | 0 | 0 | 0 | 0 | 0 | 0 | 0 | 0 |
| 2100 | 21 | 0 | 19 | 2 | 0 | 0 | 0 | 0 | 0 | 0 | 0 | 0 | 0 | 0 |
| 2200 | 15 | 0 | 14 | 1 | 0 | 0 | 0 | 0 | 0 | 0 | 0 | 0 | 0 | 0 |
| 2300 | 7 | 0 | 6 | 1 | 0 | 0 | 0 | 0 | 0 | 0 | 0 | 0 | 0 | 0 |
| 07-19 | 411 | 1 | 393 | 16 | 0 | 1 | 0 | 0 | 0 | 0 | 0 | 0 | 0 | 0 |
| 06-22 | 503 | 1 | 479 | 21 | 1 | 1 | 0 | 0 | 0 | 0 | 0 | 0 | 0 | 0 |
| 06-00 | 525 | 1 | 499 | 23 | 1 | 1 | 0 | 0 | 0 | 0 | 0 | 0 | 0 | 0 |
| 00-00 | 556 | 1 | 527 | 26 | 1 | 1 | 0 | 0 | 0 | 0 | 0 | 0 | 0 | 0 |

Peak step 14:00 (55) AM Peak step 11:00 (47) PM Peak step 14:00 (55)

*** Monday, January 22, 2024**

| Time | Total | Cls 1 | Cls 2 | Cls 3 | Cls 4 | Cls 5 | Cls 6 | Cls 7 | Cls 8 | Cls 9 | Cls 10 | Cls 11 | Cls 12 | Cls 13 |
|--------------|------------|----------|------------|-----------|----------|----------|----------|----------|----------|----------|----------|----------|----------|----------|
| <-- | | 1 | 2 | 3 | 4 | 5 | 6 | 7 | 8 | 9 | 10 | 11 | 12 | 13 |
| 0000 | 4 | 0 | 4 | 0 | 0 | 0 | 0 | 0 | 0 | 0 | 0 | 0 | 0 | 0 |
| 0100 | 4 | 0 | 4 | 0 | 0 | 0 | 0 | 0 | 0 | 0 | 0 | 0 | 0 | 0 |
| 0200 | 1 | 0 | 1 | 0 | 0 | 0 | 0 | 0 | 0 | 0 | 0 | 0 | 0 | 0 |
| 0300 | 3 | 0 | 3 | 0 | 0 | 0 | 0 | 0 | 0 | 0 | 0 | 0 | 0 | 0 |
| 0400 | 3 | 0 | 3 | 0 | 0 | 0 | 0 | 0 | 0 | 0 | 0 | 0 | 0 | 0 |
| 0500 | 4 | 0 | 4 | 0 | 0 | 0 | 0 | 0 | 0 | 0 | 0 | 0 | 0 | 0 |
| 0600 | 10 | 0 | 10 | 0 | 0 | 0 | 0 | 0 | 0 | 0 | 0 | 0 | 0 | 0 |
| 0700 | 17 | 1 | 14 | 2 | 0 | 0 | 0 | 0 | 0 | 0 | 0 | 0 | 0 | 0 |
| 0800 | 14 | 1 | 12 | 1 | 0 | 0 | 0 | 0 | 0 | 0 | 0 | 0 | 0 | 0 |
| 0900 | 25 | 0 | 23 | 2 | 0 | 0 | 0 | 0 | 0 | 0 | 0 | 0 | 0 | 0 |
| 1000 | 19 | 0 | 16 | 2 | 0 | 1 | 0 | 0 | 0 | 0 | 0 | 0 | 0 | 0 |
| 1100 | 31 | 0 | 25 | 6 | 0 | 0 | 0 | 0 | 0 | 0 | 0 | 0 | 0 | 0 |
| 1200 | 38 | 0 | 31 | 7 | 0 | 0 | 0 | 0 | 0 | 0 | 0 | 0 | 0 | 0 |
| 1300 | 46 | 0 | 37 | 9 | 0 | 0 | 0 | 0 | 0 | 0 | 0 | 0 | 0 | 0 |
| 1400 | 46 | 1 | 40 | 5 | 0 | 0 | 0 | 0 | 0 | 0 | 0 | 0 | 0 | 0 |
| 1500 | 59 | 0 | 50 | 9 | 0 | 0 | 0 | 0 | 0 | 0 | 0 | 0 | 0 | 0 |
| 1600 | 55 | 0 | 46 | 9 | 0 | 0 | 0 | 0 | 0 | 0 | 0 | 0 | 0 | 0 |
| 1700 | 62 | 0 | 58 | 4 | 0 | 0 | 0 | 0 | 0 | 0 | 0 | 0 | 0 | 0 |
| 1800 | 52 | 0 | 45 | 7 | 0 | 0 | 0 | 0 | 0 | 0 | 0 | 0 | 0 | 0 |
| 1900 | 42 | 0 | 35 | 7 | 0 | 0 | 0 | 0 | 0 | 0 | 0 | 0 | 0 | 0 |
| 2000 | 45 | 0 | 41 | 3 | 0 | 1 | 0 | 0 | 0 | 0 | 0 | 0 | 0 | 0 |
| 2100 | 30 | 0 | 29 | 1 | 0 | 0 | 0 | 0 | 0 | 0 | 0 | 0 | 0 | 0 |
| 2200 | 11 | 0 | 11 | 0 | 0 | 0 | 0 | 0 | 0 | 0 | 0 | 0 | 0 | 0 |
| 2300 | 10 | 0 | 10 | 0 | 0 | 0 | 0 | 0 | 0 | 0 | 0 | 0 | 0 | 0 |
| 07-19 | 464 | 3 | 397 | 63 | 0 | 1 | 0 | 0 | 0 | 0 | 0 | 0 | 0 | 0 |
| 06-22 | 591 | 3 | 512 | 74 | 0 | 2 | 0 | 0 | 0 | 0 | 0 | 0 | 0 | 0 |
| 06-00 | 612 | 3 | 533 | 74 | 0 | 2 | 0 | 0 | 0 | 0 | 0 | 0 | 0 | 0 |
| 00-00 | 631 | 3 | 552 | 74 | 0 | 2 | 0 | 0 | 0 | 0 | 0 | 0 | 0 | 0 |

Peak step 17:00 (62) AM Peak step 11:00 (31) PM Peak step 17:00 (62)

*** Tuesday, January 23, 2024**

| Time | Total | Cls 1 | Cls 2 | Cls 3 | Cls 4 | Cls 5 | Cls 6 | Cls 7 | Cls 8 | Cls 9 | Cls 10 | Cls 11 | Cls 12 | Cls 13 |
|--------------|------------|----------|------------|-----------|----------|----------|----------|----------|----------|----------|----------|----------|----------|----------|
| <-- | | 1 | 2 | 3 | 4 | 5 | 6 | 7 | 8 | 9 | 10 | 11 | 12 | 13 |
| 0000 | 8 | 0 | 8 | 0 | 0 | 0 | 0 | 0 | 0 | 0 | 0 | 0 | 0 | 0 |
| 0100 | 5 | 0 | 4 | 1 | 0 | 0 | 0 | 0 | 0 | 0 | 0 | 0 | 0 | 0 |
| 0200 | 0 | 0 | 0 | 0 | 0 | 0 | 0 | 0 | 0 | 0 | 0 | 0 | 0 | 0 |
| 0300 | 2 | 0 | 2 | 0 | 0 | 0 | 0 | 0 | 0 | 0 | 0 | 0 | 0 | 0 |
| 0400 | 2 | 0 | 2 | 0 | 0 | 0 | 0 | 0 | 0 | 0 | 0 | 0 | 0 | 0 |
| 0500 | 4 | 0 | 4 | 0 | 0 | 0 | 0 | 0 | 0 | 0 | 0 | 0 | 0 | 0 |
| 0600 | 7 | 0 | 5 | 2 | 0 | 0 | 0 | 0 | 0 | 0 | 0 | 0 | 0 | 0 |
| 0700 | 25 | 0 | 20 | 5 | 0 | 0 | 0 | 0 | 0 | 0 | 0 | 0 | 0 | 0 |
| 0800 | 38 | 0 | 32 | 6 | 0 | 0 | 0 | 0 | 0 | 0 | 0 | 0 | 0 | 0 |
| 0900 | 24 | 0 | 21 | 3 | 0 | 0 | 0 | 0 | 0 | 0 | 0 | 0 | 0 | 0 |
| 1000 | 27 | 0 | 24 | 2 | 1 | 0 | 0 | 0 | 0 | 0 | 0 | 0 | 0 | 0 |
| 1100 | 24 | 0 | 22 | 1 | 0 | 1 | 0 | 0 | 0 | 0 | 0 | 0 | 0 | 0 |
| 1200 | 36 | 0 | 35 | 1 | 0 | 0 | 0 | 0 | 0 | 0 | 0 | 0 | 0 | 0 |
| 1300 | 37 | 0 | 35 | 2 | 0 | 0 | 0 | 0 | 0 | 0 | 0 | 0 | 0 | 0 |
| 1400 | 44 | 1 | 41 | 1 | 0 | 1 | 0 | 0 | 0 | 0 | 0 | 0 | 0 | 0 |
| 1500 | 54 | 0 | 52 | 2 | 0 | 0 | 0 | 0 | 0 | 0 | 0 | 0 | 0 | 0 |
| 1600 | 68 | 0 | 62 | 6 | 0 | 0 | 0 | 0 | 0 | 0 | 0 | 0 | 0 | 0 |
| 1700 | 65 | 0 | 61 | 4 | 0 | 0 | 0 | 0 | 0 | 0 | 0 | 0 | 0 | 0 |
| 1800 | 64 | 0 | 61 | 2 | 1 | 0 | 0 | 0 | 0 | 0 | 0 | 0 | 0 | 0 |
| 1900 | 57 | 0 | 51 | 5 | 0 | 1 | 0 | 0 | 0 | 0 | 0 | 0 | 0 | 0 |
| 2000 | 32 | 0 | 30 | 2 | 0 | 0 | 0 | 0 | 0 | 0 | 0 | 0 | 0 | 0 |
| 2100 | 31 | 0 | 26 | 5 | 0 | 0 | 0 | 0 | 0 | 0 | 0 | 0 | 0 | 0 |
| 2200 | 22 | 0 | 20 | 2 | 0 | 0 | 0 | 0 | 0 | 0 | 0 | 0 | 0 | 0 |
| 2300 | 17 | 0 | 17 | 0 | 0 | 0 | 0 | 0 | 0 | 0 | 0 | 0 | 0 | 0 |
| 07-19 | 506 | 1 | 466 | 35 | 2 | 2 | 0 | 0 | 0 | 0 | 0 | 0 | 0 | 0 |
| 06-22 | 633 | 1 | 578 | 49 | 2 | 3 | 0 | 0 | 0 | 0 | 0 | 0 | 0 | 0 |
| 06-00 | 672 | 1 | 615 | 51 | 2 | 3 | 0 | 0 | 0 | 0 | 0 | 0 | 0 | 0 |
| 00-00 | 693 | 1 | 635 | 52 | 2 | 3 | 0 | 0 | 0 | 0 | 0 | 0 | 0 | 0 |

Peak step 16:00 (68) AM Peak step 8:00 (38) PM Peak step 16:00 (68)

*** Wednesday, January 24, 2024**

| Time | Total | Cls | Cls | Cls | Cls | Cls | Cls | Cls | Cls | Cls | Cls | Cls | Cls | Cls |
|--------------|------------|----------|------------|-----------|----------|----------|----------|----------|----------|----------|----------|----------|----------|----------|
| <-- | | 1 | 2 | 3 | 4 | 5 | 6 | 7 | 8 | 9 | 10 | 11 | 12 | 13 |
| 0000 | 5 | 0 | 5 | 0 | 0 | 0 | 0 | 0 | 0 | 0 | 0 | 0 | 0 | 0 |
| 0100 | 3 | 0 | 3 | 0 | 0 | 0 | 0 | 0 | 0 | 0 | 0 | 0 | 0 | 0 |
| 0200 | 0 | 0 | 0 | 0 | 0 | 0 | 0 | 0 | 0 | 0 | 0 | 0 | 0 | 0 |
| 0300 | 1 | 0 | 1 | 0 | 0 | 0 | 0 | 0 | 0 | 0 | 0 | 0 | 0 | 0 |
| 0400 | 2 | 0 | 2 | 0 | 0 | 0 | 0 | 0 | 0 | 0 | 0 | 0 | 0 | 0 |
| 0500 | 1 | 0 | 1 | 0 | 0 | 0 | 0 | 0 | 0 | 0 | 0 | 0 | 0 | 0 |
| 0600 | 8 | 0 | 8 | 0 | 0 | 0 | 0 | 0 | 0 | 0 | 0 | 0 | 0 | 0 |
| 0700 | 9 | 0 | 8 | 1 | 0 | 0 | 0 | 0 | 0 | 0 | 0 | 0 | 0 | 0 |
| 0800 | 35 | 0 | 29 | 6 | 0 | 0 | 0 | 0 | 0 | 0 | 0 | 0 | 0 | 0 |
| 0900 | 22 | 0 | 20 | 2 | 0 | 0 | 0 | 0 | 0 | 0 | 0 | 0 | 0 | 0 |
| 1000 | 23 | 0 | 20 | 3 | 0 | 0 | 0 | 0 | 0 | 0 | 0 | 0 | 0 | 0 |
| 1100 | 38 | 1 | 32 | 5 | 0 | 0 | 0 | 0 | 0 | 0 | 0 | 0 | 0 | 0 |
| 1200 | 29 | 0 | 22 | 7 | 0 | 0 | 0 | 0 | 0 | 0 | 0 | 0 | 0 | 0 |
| 1300 | 41 | 0 | 38 | 2 | 0 | 1 | 0 | 0 | 0 | 0 | 0 | 0 | 0 | 0 |
| 1400 | 39 | 0 | 27 | 11 | 0 | 1 | 0 | 0 | 0 | 0 | 0 | 0 | 0 | 0 |
| 1500 | 79 | 0 | 65 | 12 | 1 | 1 | 0 | 0 | 0 | 0 | 0 | 0 | 0 | 0 |
| 1600 | 57 | 0 | 49 | 8 | 0 | 0 | 0 | 0 | 0 | 0 | 0 | 0 | 0 | 0 |
| 1700 | 69 | 0 | 56 | 13 | 0 | 0 | 0 | 0 | 0 | 0 | 0 | 0 | 0 | 0 |
| 1800 | 72 | 0 | 66 | 5 | 1 | 0 | 0 | 0 | 0 | 0 | 0 | 0 | 0 | 0 |
| 1900 | 54 | 0 | 49 | 5 | 0 | 0 | 0 | 0 | 0 | 0 | 0 | 0 | 0 | 0 |
| 2000 | 37 | 0 | 33 | 4 | 0 | 0 | 0 | 0 | 0 | 0 | 0 | 0 | 0 | 0 |
| 2100 | 39 | 0 | 35 | 4 | 0 | 0 | 0 | 0 | 0 | 0 | 0 | 0 | 0 | 0 |
| 2200 | 18 | 0 | 16 | 2 | 0 | 0 | 0 | 0 | 0 | 0 | 0 | 0 | 0 | 0 |
| 2300 | 11 | 0 | 11 | 0 | 0 | 0 | 0 | 0 | 0 | 0 | 0 | 0 | 0 | 0 |
| 07-19 | 513 | 1 | 432 | 75 | 2 | 3 | 0 | 0 | 0 | 0 | 0 | 0 | 0 | 0 |
| 06-22 | 651 | 1 | 557 | 88 | 2 | 3 | 0 | 0 | 0 | 0 | 0 | 0 | 0 | 0 |
| 06-00 | 680 | 1 | 584 | 90 | 2 | 3 | 0 | 0 | 0 | 0 | 0 | 0 | 0 | 0 |
| 00-00 | 692 | 1 | 596 | 90 | 2 | 3 | 0 | 0 | 0 | 0 | 0 | 0 | 0 | 0 |

Peak step 15:00 (79) AM Peak step 11:00 (38) PM Peak step 15:00 (79)

*** Thursday, January 25, 2024**

| Time | Total | Cls | Cls | Cls | Cls | Cls | Cls | Cls | Cls | Cls | Cls | Cls | Cls | Cls |
|--------------|------------|----------|------------|-----------|----------|----------|----------|----------|----------|----------|----------|----------|----------|----------|
| <-- | | 1 | 2 | 3 | 4 | 5 | 6 | 7 | 8 | 9 | 10 | 11 | 12 | 13 |
| 0000 | 5 | 0 | 5 | 0 | 0 | 0 | 0 | 0 | 0 | 0 | 0 | 0 | 0 | 0 |
| 0100 | 3 | 0 | 3 | 0 | 0 | 0 | 0 | 0 | 0 | 0 | 0 | 0 | 0 | 0 |
| 0200 | 0 | 0 | 0 | 0 | 0 | 0 | 0 | 0 | 0 | 0 | 0 | 0 | 0 | 0 |
| 0300 | 2 | 0 | 2 | 0 | 0 | 0 | 0 | 0 | 0 | 0 | 0 | 0 | 0 | 0 |
| 0400 | 3 | 0 | 3 | 0 | 0 | 0 | 0 | 0 | 0 | 0 | 0 | 0 | 0 | 0 |
| 0500 | 1 | 0 | 1 | 0 | 0 | 0 | 0 | 0 | 0 | 0 | 0 | 0 | 0 | 0 |
| 0600 | 8 | 0 | 8 | 0 | 0 | 0 | 0 | 0 | 0 | 0 | 0 | 0 | 0 | 0 |
| 0700 | 25 | 0 | 23 | 2 | 0 | 0 | 0 | 0 | 0 | 0 | 0 | 0 | 0 | 0 |
| 0800 | 33 | 1 | 27 | 5 | 0 | 0 | 0 | 0 | 0 | 0 | 0 | 0 | 0 | 0 |
| 0900 | 25 | 0 | 21 | 3 | 0 | 1 | 0 | 0 | 0 | 0 | 0 | 0 | 0 | 0 |
| 1000 | 30 | 0 | 26 | 4 | 0 | 0 | 0 | 0 | 0 | 0 | 0 | 0 | 0 | 0 |
| 1100 | 48 | 0 | 43 | 5 | 0 | 0 | 0 | 0 | 0 | 0 | 0 | 0 | 0 | 0 |
| 1200 | 37 | 1 | 31 | 5 | 0 | 0 | 0 | 0 | 0 | 0 | 0 | 0 | 0 | 0 |
| 1300 | 37 | 0 | 35 | 1 | 0 | 1 | 0 | 0 | 0 | 0 | 0 | 0 | 0 | 0 |
| 1400 | 40 | 0 | 38 | 2 | 0 | 0 | 0 | 0 | 0 | 0 | 0 | 0 | 0 | 0 |
| 1500 | 62 | 0 | 58 | 3 | 0 | 1 | 0 | 0 | 0 | 0 | 0 | 0 | 0 | 0 |
| 1600 | 68 | 2 | 59 | 7 | 0 | 0 | 0 | 0 | 0 | 0 | 0 | 0 | 0 | 0 |
| 1700 | 77 | 0 | 70 | 7 | 0 | 0 | 0 | 0 | 0 | 0 | 0 | 0 | 0 | 0 |
| 1800 | 65 | 0 | 60 | 5 | 0 | 0 | 0 | 0 | 0 | 0 | 0 | 0 | 0 | 0 |
| 1900 | 52 | 0 | 47 | 5 | 0 | 0 | 0 | 0 | 0 | 0 | 0 | 0 | 0 | 0 |
| 2000 | 38 | 0 | 33 | 5 | 0 | 0 | 0 | 0 | 0 | 0 | 0 | 0 | 0 | 0 |
| 2100 | 36 | 0 | 34 | 2 | 0 | 0 | 0 | 0 | 0 | 0 | 0 | 0 | 0 | 0 |
| 2200 | 18 | 1 | 17 | 0 | 0 | 0 | 0 | 0 | 0 | 0 | 0 | 0 | 0 | 0 |
| 2300 | 12 | 0 | 12 | 0 | 0 | 0 | 0 | 0 | 0 | 0 | 0 | 0 | 0 | 0 |
| 07-19 | 547 | 4 | 491 | 49 | 0 | 3 | 0 | 0 | 0 | 0 | 0 | 0 | 0 | 0 |
| 06-22 | 681 | 4 | 613 | 61 | 0 | 3 | 0 | 0 | 0 | 0 | 0 | 0 | 0 | 0 |
| 06-00 | 711 | 5 | 642 | 61 | 0 | 3 | 0 | 0 | 0 | 0 | 0 | 0 | 0 | 0 |
| 00-00 | 725 | 5 | 656 | 61 | 0 | 3 | 0 | 0 | 0 | 0 | 0 | 0 | 0 | 0 |

Peak step 17:00 (77) AM Peak step 11:00 (48) PM Peak step 17:00 (77)

* Friday, January 26, 2024

| Time | Total | Cls | Cls | Cls | Cls | Cls | Cls | Cls | Cls | Cls | Cls | Cls | Cls | Cls |
|--------------|------------|----------|------------|-----------|----------|----------|----------|----------|----------|----------|----------|----------|----------|----------|
| <-- | | 1 | 2 | 3 | 4 | 5 | 6 | 7 | 8 | 9 | 10 | 11 | 12 | 13 |
| 0000 | 4 | 0 | 4 | 0 | 0 | 0 | 0 | 0 | 0 | 0 | 0 | 0 | 0 | 0 |
| 0100 | 4 | 0 | 4 | 0 | 0 | 0 | 0 | 0 | 0 | 0 | 0 | 0 | 0 | 0 |
| 0200 | 1 | 0 | 1 | 0 | 0 | 0 | 0 | 0 | 0 | 0 | 0 | 0 | 0 | 0 |
| 0300 | 2 | 0 | 2 | 0 | 0 | 0 | 0 | 0 | 0 | 0 | 0 | 0 | 0 | 0 |
| 0400 | 1 | 0 | 1 | 0 | 0 | 0 | 0 | 0 | 0 | 0 | 0 | 0 | 0 | 0 |
| 0500 | 2 | 0 | 2 | 0 | 0 | 0 | 0 | 0 | 0 | 0 | 0 | 0 | 0 | 0 |
| 0600 | 7 | 0 | 7 | 0 | 0 | 0 | 0 | 0 | 0 | 0 | 0 | 0 | 0 | 0 |
| 0700 | 24 | 0 | 24 | 0 | 0 | 0 | 0 | 0 | 0 | 0 | 0 | 0 | 0 | 0 |
| 0800 | 41 | 0 | 40 | 1 | 0 | 0 | 0 | 0 | 0 | 0 | 0 | 0 | 0 | 0 |
| 0900 | 19 | 0 | 19 | 0 | 0 | 0 | 0 | 0 | 0 | 0 | 0 | 0 | 0 | 0 |
| 1000 | 25 | 1 | 23 | 1 | 0 | 0 | 0 | 0 | 0 | 0 | 0 | 0 | 0 | 0 |
| 1100 | 26 | 1 | 24 | 1 | 0 | 0 | 0 | 0 | 0 | 0 | 0 | 0 | 0 | 0 |
| 1200 | 32 | 0 | 28 | 3 | 1 | 0 | 0 | 0 | 0 | 0 | 0 | 0 | 0 | 0 |
| 1300 | 38 | 0 | 37 | 1 | 0 | 0 | 0 | 0 | 0 | 0 | 0 | 0 | 0 | 0 |
| 1400 | 58 | 0 | 57 | 1 | 0 | 0 | 0 | 0 | 0 | 0 | 0 | 0 | 0 | 0 |
| 1500 | 63 | 0 | 61 | 2 | 0 | 0 | 0 | 0 | 0 | 0 | 0 | 0 | 0 | 0 |
| 1600 | 57 | 2 | 50 | 5 | 0 | 0 | 0 | 0 | 0 | 0 | 0 | 0 | 0 | 0 |
| 1700 | 85 | 1 | 79 | 4 | 0 | 0 | 0 | 0 | 1 | 0 | 0 | 0 | 0 | 0 |
| 1800 | 67 | 0 | 62 | 4 | 0 | 1 | 0 | 0 | 0 | 0 | 0 | 0 | 0 | 0 |
| 1900 | 44 | 0 | 40 | 4 | 0 | 0 | 0 | 0 | 0 | 0 | 0 | 0 | 0 | 0 |
| 2000 | 40 | 0 | 38 | 2 | 0 | 0 | 0 | 0 | 0 | 0 | 0 | 0 | 0 | 0 |
| 2100 | 39 | 0 | 36 | 3 | 0 | 0 | 0 | 0 | 0 | 0 | 0 | 0 | 0 | 0 |
| 2200 | 43 | 0 | 36 | 7 | 0 | 0 | 0 | 0 | 0 | 0 | 0 | 0 | 0 | 0 |
| 2300 | 16 | 0 | 13 | 2 | 0 | 1 | 0 | 0 | 0 | 0 | 0 | 0 | 0 | 0 |
| 07-19 | 535 | 5 | 504 | 23 | 1 | 1 | 0 | 0 | 1 | 0 | 0 | 0 | 0 | 0 |
| 06-22 | 665 | 5 | 625 | 32 | 1 | 1 | 0 | 0 | 1 | 0 | 0 | 0 | 0 | 0 |
| 06-00 | 724 | 5 | 674 | 41 | 1 | 2 | 0 | 0 | 1 | 0 | 0 | 0 | 0 | 0 |
| 00-00 | 738 | 5 | 688 | 41 | 1 | 2 | 0 | 0 | 1 | 0 | 0 | 0 | 0 | 0 |

Peak step 17:00 (85) AM Peak step 8:00 (41) PM Peak step 17:00 (85)

* Saturday, January 27, 2024

| Time | Total | Cls | Cls | Cls | Cls | Cls | Cls | Cls | Cls | Cls | Cls | Cls | Cls | Cls |
|--------------|------------|----------|------------|-----------|----------|----------|----------|----------|----------|----------|----------|----------|----------|----------|
| <-- | | 1 | 2 | 3 | 4 | 5 | 6 | 7 | 8 | 9 | 10 | 11 | 12 | 13 |
| 0000 | 10 | 0 | 9 | 1 | 0 | 0 | 0 | 0 | 0 | 0 | 0 | 0 | 0 | 0 |
| 0100 | 4 | 0 | 4 | 0 | 0 | 0 | 0 | 0 | 0 | 0 | 0 | 0 | 0 | 0 |
| 0200 | 4 | 0 | 4 | 0 | 0 | 0 | 0 | 0 | 0 | 0 | 0 | 0 | 0 | 0 |
| 0300 | 5 | 0 | 5 | 0 | 0 | 0 | 0 | 0 | 0 | 0 | 0 | 0 | 0 | 0 |
| 0400 | 2 | 0 | 2 | 0 | 0 | 0 | 0 | 0 | 0 | 0 | 0 | 0 | 0 | 0 |
| 0500 | 3 | 0 | 3 | 0 | 0 | 0 | 0 | 0 | 0 | 0 | 0 | 0 | 0 | 0 |
| 0600 | 6 | 0 | 6 | 0 | 0 | 0 | 0 | 0 | 0 | 0 | 0 | 0 | 0 | 0 |
| 0700 | 10 | 0 | 8 | 1 | 0 | 1 | 0 | 0 | 0 | 0 | 0 | 0 | 0 | 0 |
| 0800 | 14 | 0 | 12 | 2 | 0 | 0 | 0 | 0 | 0 | 0 | 0 | 0 | 0 | 0 |
| 0900 | 21 | 0 | 20 | 1 | 0 | 0 | 0 | 0 | 0 | 0 | 0 | 0 | 0 | 0 |
| 1000 | 29 | 0 | 28 | 1 | 0 | 0 | 0 | 0 | 0 | 0 | 0 | 0 | 0 | 0 |
| 1100 | 42 | 1 | 40 | 1 | 0 | 0 | 0 | 0 | 0 | 0 | 0 | 0 | 0 | 0 |
| 1200 | 43 | 1 | 41 | 1 | 0 | 0 | 0 | 0 | 0 | 0 | 0 | 0 | 0 | 0 |
| 1300 | 44 | 0 | 44 | 0 | 0 | 0 | 0 | 0 | 0 | 0 | 0 | 0 | 0 | 0 |
| 1400 | 59 | 0 | 59 | 0 | 0 | 0 | 0 | 0 | 0 | 0 | 0 | 0 | 0 | 0 |
| 1500 | 58 | 0 | 55 | 3 | 0 | 0 | 0 | 0 | 0 | 0 | 0 | 0 | 0 | 0 |
| 1600 | 75 | 1 | 69 | 5 | 0 | 0 | 0 | 0 | 0 | 0 | 0 | 0 | 0 | 0 |
| 1700 | 60 | 1 | 56 | 3 | 0 | 0 | 0 | 0 | 0 | 0 | 0 | 0 | 0 | 0 |
| 1800 | 46 | 0 | 43 | 3 | 0 | 0 | 0 | 0 | 0 | 0 | 0 | 0 | 0 | 0 |
| 1900 | 42 | 0 | 39 | 3 | 0 | 0 | 0 | 0 | 0 | 0 | 0 | 0 | 0 | 0 |
| 2000 | 29 | 0 | 27 | 2 | 0 | 0 | 0 | 0 | 0 | 0 | 0 | 0 | 0 | 0 |
| 2100 | 35 | 0 | 35 | 0 | 0 | 0 | 0 | 0 | 0 | 0 | 0 | 0 | 0 | 0 |
| 2200 | 30 | 0 | 29 | 1 | 0 | 0 | 0 | 0 | 0 | 0 | 0 | 0 | 0 | 0 |
| 2300 | 11 | 0 | 10 | 1 | 0 | 0 | 0 | 0 | 0 | 0 | 0 | 0 | 0 | 0 |
| 07-19 | 501 | 4 | 475 | 21 | 0 | 1 | 0 | 0 | 0 | 0 | 0 | 0 | 0 | 0 |
| 06-22 | 613 | 4 | 582 | 26 | 0 | 1 | 0 | 0 | 0 | 0 | 0 | 0 | 0 | 0 |
| 06-00 | 654 | 4 | 621 | 28 | 0 | 1 | 0 | 0 | 0 | 0 | 0 | 0 | 0 | 0 |
| 00-00 | 682 | 4 | 648 | 29 | 0 | 1 | 0 | 0 | 0 | 0 | 0 | 0 | 0 | 0 |

Peak step 16:00 (75) AM Peak step 11:00 (42) PM Peak step 16:00 (75)

*** Sunday, January 28, 2024**

| Time | Total | Cls | Cls | Cls | Cls | Cls | Cls | Cls | Cls | Cls | Cls | Cls | Cls | Cls |
|--------------|------------|----------|------------|-----------|----------|----------|----------|----------|----------|----------|----------|----------|----------|----------|
| <-- | | 1 | 2 | 3 | 4 | 5 | 6 | 7 | 8 | 9 | 10 | 11 | 12 | 13 |
| 0000 | 14 | 0 | 14 | 0 | 0 | 0 | 0 | 0 | 0 | 0 | 0 | 0 | 0 | 0 |
| 0100 | 6 | 0 | 6 | 0 | 0 | 0 | 0 | 0 | 0 | 0 | 0 | 0 | 0 | 0 |
| 0200 | 2 | 0 | 2 | 0 | 0 | 0 | 0 | 0 | 0 | 0 | 0 | 0 | 0 | 0 |
| 0300 | 4 | 0 | 4 | 0 | 0 | 0 | 0 | 0 | 0 | 0 | 0 | 0 | 0 | 0 |
| 0400 | 1 | 0 | 1 | 0 | 0 | 0 | 0 | 0 | 0 | 0 | 0 | 0 | 0 | 0 |
| 0500 | 2 | 0 | 2 | 0 | 0 | 0 | 0 | 0 | 0 | 0 | 0 | 0 | 0 | 0 |
| 0600 | 2 | 0 | 1 | 0 | 0 | 1 | 0 | 0 | 0 | 0 | 0 | 0 | 0 | 0 |
| 0700 | 9 | 0 | 8 | 1 | 0 | 0 | 0 | 0 | 0 | 0 | 0 | 0 | 0 | 0 |
| 0800 | 13 | 0 | 12 | 1 | 0 | 0 | 0 | 0 | 0 | 0 | 0 | 0 | 0 | 0 |
| 0900 | 17 | 0 | 17 | 0 | 0 | 0 | 0 | 0 | 0 | 0 | 0 | 0 | 0 | 0 |
| 1000 | 22 | 0 | 21 | 1 | 0 | 0 | 0 | 0 | 0 | 0 | 0 | 0 | 0 | 0 |
| 1100 | 43 | 0 | 41 | 2 | 0 | 0 | 0 | 0 | 0 | 0 | 0 | 0 | 0 | 0 |
| 1200 | 32 | 0 | 30 | 2 | 0 | 0 | 0 | 0 | 0 | 0 | 0 | 0 | 0 | 0 |
| 1300 | 50 | 0 | 49 | 1 | 0 | 0 | 0 | 0 | 0 | 0 | 0 | 0 | 0 | 0 |
| 1400 | 51 | 0 | 51 | 0 | 0 | 0 | 0 | 0 | 0 | 0 | 0 | 0 | 0 | 0 |
| 1500 | 51 | 0 | 51 | 0 | 0 | 0 | 0 | 0 | 0 | 0 | 0 | 0 | 0 | 0 |
| 1600 | 50 | 1 | 49 | 0 | 0 | 0 | 0 | 0 | 0 | 0 | 0 | 0 | 0 | 0 |
| 1700 | 54 | 0 | 54 | 0 | 0 | 0 | 0 | 0 | 0 | 0 | 0 | 0 | 0 | 0 |
| 1800 | 41 | 0 | 39 | 2 | 0 | 0 | 0 | 0 | 0 | 0 | 0 | 0 | 0 | 0 |
| 1900 | 42 | 0 | 38 | 4 | 0 | 0 | 0 | 0 | 0 | 0 | 0 | 0 | 0 | 0 |
| 2000 | 45 | 0 | 42 | 3 | 0 | 0 | 0 | 0 | 0 | 0 | 0 | 0 | 0 | 0 |
| 2100 | 27 | 0 | 26 | 1 | 0 | 0 | 0 | 0 | 0 | 0 | 0 | 0 | 0 | 0 |
| 2200 | 21 | 0 | 18 | 3 | 0 | 0 | 0 | 0 | 0 | 0 | 0 | 0 | 0 | 0 |
| 2300 | 10 | 0 | 10 | 0 | 0 | 0 | 0 | 0 | 0 | 0 | 0 | 0 | 0 | 0 |
| 07-19 | 433 | 1 | 422 | 10 | 0 | 0 | 0 | 0 | 0 | 0 | 0 | 0 | 0 | 0 |
| 06-22 | 549 | 1 | 529 | 18 | 0 | 1 | 0 | 0 | 0 | 0 | 0 | 0 | 0 | 0 |
| 06-00 | 580 | 1 | 557 | 21 | 0 | 1 | 0 | 0 | 0 | 0 | 0 | 0 | 0 | 0 |
| 00-00 | 609 | 1 | 586 | 21 | 0 | 1 | 0 | 0 | 0 | 0 | 0 | 0 | 0 | 0 |

Peak step 17:00 (54) AM Peak step 11:00 (43) PM Peak step 17:00 (54)

*** Monday, January 29, 2024**

| Time | Total | Cls | Cls | Cls | Cls | Cls | Cls | Cls | Cls | Cls | Cls | Cls | Cls | Cls |
|--------------|------------|----------|------------|-----------|----------|----------|----------|----------|----------|----------|----------|----------|----------|----------|
| <-- | | 1 | 2 | 3 | 4 | 5 | 6 | 7 | 8 | 9 | 10 | 11 | 12 | 13 |
| 0000 | 7 | 0 | 7 | 0 | 0 | 0 | 0 | 0 | 0 | 0 | 0 | 0 | 0 | 0 |
| 0100 | 1 | 0 | 1 | 0 | 0 | 0 | 0 | 0 | 0 | 0 | 0 | 0 | 0 | 0 |
| 0200 | 0 | 0 | 0 | 0 | 0 | 0 | 0 | 0 | 0 | 0 | 0 | 0 | 0 | 0 |
| 0300 | 2 | 0 | 2 | 0 | 0 | 0 | 0 | 0 | 0 | 0 | 0 | 0 | 0 | 0 |
| 0400 | 2 | 0 | 2 | 0 | 0 | 0 | 0 | 0 | 0 | 0 | 0 | 0 | 0 | 0 |
| 0500 | 2 | 0 | 2 | 0 | 0 | 0 | 0 | 0 | 0 | 0 | 0 | 0 | 0 | 0 |
| 0600 | 12 | 0 | 11 | 1 | 0 | 0 | 0 | 0 | 0 | 0 | 0 | 0 | 0 | 0 |
| 0700 | 21 | 0 | 17 | 4 | 0 | 0 | 0 | 0 | 0 | 0 | 0 | 0 | 0 | 0 |
| 0800 | 42 | 0 | 35 | 7 | 0 | 0 | 0 | 0 | 0 | 0 | 0 | 0 | 0 | 0 |
| 0900 | 28 | 0 | 25 | 3 | 0 | 0 | 0 | 0 | 0 | 0 | 0 | 0 | 0 | 0 |
| 1000 | 14 | 0 | 13 | 1 | 0 | 0 | 0 | 0 | 0 | 0 | 0 | 0 | 0 | 0 |
| 1100 | 22 | 0 | 21 | 1 | 0 | 0 | 0 | 0 | 0 | 0 | 0 | 0 | 0 | 0 |
| 1200 | 43 | 1 | 40 | 1 | 1 | 0 | 0 | 0 | 0 | 0 | 0 | 0 | 0 | 0 |
| 1300 | 34 | 0 | 32 | 2 | 0 | 0 | 0 | 0 | 0 | 0 | 0 | 0 | 0 | 0 |
| 1400 | 48 | 0 | 48 | 0 | 0 | 0 | 0 | 0 | 0 | 0 | 0 | 0 | 0 | 0 |
| 1500 | 62 | 0 | 57 | 4 | 1 | 0 | 0 | 0 | 0 | 0 | 0 | 0 | 0 | 0 |
| 1600 | 66 | 1 | 60 | 4 | 0 | 1 | 0 | 0 | 0 | 0 | 0 | 0 | 0 | 0 |
| 1700 | 61 | 1 | 54 | 5 | 0 | 1 | 0 | 0 | 0 | 0 | 0 | 0 | 0 | 0 |
| 1800 | 51 | 0 | 48 | 2 | 0 | 0 | 0 | 0 | 1 | 0 | 0 | 0 | 0 | 0 |
| 1900 | 50 | 0 | 49 | 1 | 0 | 0 | 0 | 0 | 0 | 0 | 0 | 0 | 0 | 0 |
| 2000 | 41 | 0 | 38 | 3 | 0 | 0 | 0 | 0 | 0 | 0 | 0 | 0 | 0 | 0 |
| 2100 | 32 | 0 | 28 | 4 | 0 | 0 | 0 | 0 | 0 | 0 | 0 | 0 | 0 | 0 |
| 2200 | 18 | 0 | 17 | 1 | 0 | 0 | 0 | 0 | 0 | 0 | 0 | 0 | 0 | 0 |
| 2300 | 19 | 0 | 14 | 4 | 1 | 0 | 0 | 0 | 0 | 0 | 0 | 0 | 0 | 0 |
| 07-19 | 492 | 3 | 450 | 34 | 2 | 2 | 0 | 0 | 1 | 0 | 0 | 0 | 0 | 0 |
| 06-22 | 627 | 3 | 576 | 43 | 2 | 2 | 0 | 0 | 1 | 0 | 0 | 0 | 0 | 0 |
| 06-00 | 664 | 3 | 607 | 48 | 3 | 2 | 0 | 0 | 1 | 0 | 0 | 0 | 0 | 0 |
| 00-00 | 678 | 3 | 621 | 48 | 3 | 2 | 0 | 0 | 1 | 0 | 0 | 0 | 0 | 0 |

Peak step 16:00 (66) AM Peak step 8:00 (42) PM Peak step 16:00 (66)

*** Tuesday, January 30, 2024**

| Time | Total | Cls 1 | Cls 2 | Cls 3 | Cls 4 | Cls 5 | Cls 6 | Cls 7 | Cls 8 | Cls 9 | Cls 10 | Cls 11 | Cls 12 | Cls 13 |
|--------------|------------|----------|------------|-----------|----------|----------|----------|----------|----------|----------|----------|----------|----------|----------|
| <-- | | 1 | 2 | 3 | 4 | 5 | 6 | 7 | 8 | 9 | 10 | 11 | 12 | 13 |
| 0000 | 5 | 0 | 5 | 0 | 0 | 0 | 0 | 0 | 0 | 0 | 0 | 0 | 0 | 0 |
| 0100 | 3 | 0 | 3 | 0 | 0 | 0 | 0 | 0 | 0 | 0 | 0 | 0 | 0 | 0 |
| 0200 | 0 | 0 | 0 | 0 | 0 | 0 | 0 | 0 | 0 | 0 | 0 | 0 | 0 | 0 |
| 0300 | 3 | 0 | 3 | 0 | 0 | 0 | 0 | 0 | 0 | 0 | 0 | 0 | 0 | 0 |
| 0400 | 3 | 0 | 3 | 0 | 0 | 0 | 0 | 0 | 0 | 0 | 0 | 0 | 0 | 0 |
| 0500 | 4 | 0 | 3 | 1 | 0 | 0 | 0 | 0 | 0 | 0 | 0 | 0 | 0 | 0 |
| 0600 | 3 | 0 | 3 | 0 | 0 | 0 | 0 | 0 | 0 | 0 | 0 | 0 | 0 | 0 |
| 0700 | 28 | 0 | 27 | 1 | 0 | 0 | 0 | 0 | 0 | 0 | 0 | 0 | 0 | 0 |
| 0800 | 33 | 0 | 31 | 2 | 0 | 0 | 0 | 0 | 0 | 0 | 0 | 0 | 0 | 0 |
| 0900 | 24 | 0 | 23 | 1 | 0 | 0 | 0 | 0 | 0 | 0 | 0 | 0 | 0 | 0 |
| 1000 | 26 | 0 | 25 | 1 | 0 | 0 | 0 | 0 | 0 | 0 | 0 | 0 | 0 | 0 |
| 1100 | 30 | 0 | 25 | 4 | 0 | 1 | 0 | 0 | 0 | 0 | 0 | 0 | 0 | 0 |
| 1200 | 40 | 0 | 36 | 3 | 1 | 0 | 0 | 0 | 0 | 0 | 0 | 0 | 0 | 0 |
| 1300 | 42 | 0 | 39 | 1 | 2 | 0 | 0 | 0 | 0 | 0 | 0 | 0 | 0 | 0 |
| 1400 | 58 | 1 | 50 | 5 | 2 | 0 | 0 | 0 | 0 | 0 | 0 | 0 | 0 | 0 |
| 1500 | 51 | 0 | 47 | 4 | 0 | 0 | 0 | 0 | 0 | 0 | 0 | 0 | 0 | 0 |
| 1600 | 75 | 2 | 68 | 5 | 0 | 0 | 0 | 0 | 0 | 0 | 0 | 0 | 0 | 0 |
| 1700 | 71 | 1 | 65 | 3 | 0 | 2 | 0 | 0 | 0 | 0 | 0 | 0 | 0 | 0 |
| 1800 | 62 | 0 | 61 | 1 | 0 | 0 | 0 | 0 | 0 | 0 | 0 | 0 | 0 | 0 |
| 1900 | 67 | 1 | 62 | 4 | 0 | 0 | 0 | 0 | 0 | 0 | 0 | 0 | 0 | 0 |
| 2000 | 42 | 0 | 40 | 2 | 0 | 0 | 0 | 0 | 0 | 0 | 0 | 0 | 0 | 0 |
| 2100 | 38 | 0 | 34 | 4 | 0 | 0 | 0 | 0 | 0 | 0 | 0 | 0 | 0 | 0 |
| 2200 | 25 | 0 | 24 | 1 | 0 | 0 | 0 | 0 | 0 | 0 | 0 | 0 | 0 | 0 |
| 2300 | 9 | 0 | 9 | 0 | 0 | 0 | 0 | 0 | 0 | 0 | 0 | 0 | 0 | 0 |
| 07-19 | 540 | 4 | 497 | 31 | 5 | 3 | 0 | 0 | 0 | 0 | 0 | 0 | 0 | 0 |
| 06-22 | 690 | 5 | 636 | 41 | 5 | 3 | 0 | 0 | 0 | 0 | 0 | 0 | 0 | 0 |
| 06-00 | 724 | 5 | 669 | 42 | 5 | 3 | 0 | 0 | 0 | 0 | 0 | 0 | 0 | 0 |
| 00-00 | 742 | 5 | 686 | 43 | 5 | 3 | 0 | 0 | 0 | 0 | 0 | 0 | 0 | 0 |

Peak step 16:00 (75) AM Peak step 8:00 (33) PM Peak step 16:00 (75)

*** Wednesday, January 31, 2024**

| Time | Total | Cls 1 | Cls 2 | Cls 3 | Cls 4 | Cls 5 | Cls 6 | Cls 7 | Cls 8 | Cls 9 | Cls 10 | Cls 11 | Cls 12 | Cls 13 |
|--------------|------------|----------|------------|-----------|----------|----------|----------|----------|----------|----------|----------|----------|----------|----------|
| <-- | | 1 | 2 | 3 | 4 | 5 | 6 | 7 | 8 | 9 | 10 | 11 | 12 | 13 |
| 0000 | 7 | 0 | 7 | 0 | 0 | 0 | 0 | 0 | 0 | 0 | 0 | 0 | 0 | 0 |
| 0100 | 4 | 0 | 4 | 0 | 0 | 0 | 0 | 0 | 0 | 0 | 0 | 0 | 0 | 0 |
| 0200 | 2 | 0 | 2 | 0 | 0 | 0 | 0 | 0 | 0 | 0 | 0 | 0 | 0 | 0 |
| 0300 | 1 | 0 | 1 | 0 | 0 | 0 | 0 | 0 | 0 | 0 | 0 | 0 | 0 | 0 |
| 0400 | 4 | 0 | 3 | 1 | 0 | 0 | 0 | 0 | 0 | 0 | 0 | 0 | 0 | 0 |
| 0500 | 1 | 0 | 1 | 0 | 0 | 0 | 0 | 0 | 0 | 0 | 0 | 0 | 0 | 0 |
| 0600 | 3 | 0 | 3 | 0 | 0 | 0 | 0 | 0 | 0 | 0 | 0 | 0 | 0 | 0 |
| 0700 | 19 | 0 | 17 | 1 | 0 | 1 | 0 | 0 | 0 | 0 | 0 | 0 | 0 | 0 |
| 0800 | 32 | 1 | 25 | 6 | 0 | 0 | 0 | 0 | 0 | 0 | 0 | 0 | 0 | 0 |
| 0900 | 22 | 0 | 18 | 4 | 0 | 0 | 0 | 0 | 0 | 0 | 0 | 0 | 0 | 0 |
| 1000 | 31 | 0 | 24 | 7 | 0 | 0 | 0 | 0 | 0 | 0 | 0 | 0 | 0 | 0 |
| 1100 | 38 | 0 | 34 | 4 | 0 | 0 | 0 | 0 | 0 | 0 | 0 | 0 | 0 | 0 |
| 1200 | 37 | 0 | 35 | 2 | 0 | 0 | 0 | 0 | 0 | 0 | 0 | 0 | 0 | 0 |
| 1300 | 37 | 0 | 33 | 3 | 0 | 1 | 0 | 0 | 0 | 0 | 0 | 0 | 0 | 0 |
| 1400 | 40 | 0 | 35 | 4 | 0 | 1 | 0 | 0 | 0 | 0 | 0 | 0 | 0 | 0 |
| 1500 | 59 | 0 | 55 | 4 | 0 | 0 | 0 | 0 | 0 | 0 | 0 | 0 | 0 | 0 |
| 1600 | 76 | 0 | 68 | 7 | 1 | 0 | 0 | 0 | 0 | 0 | 0 | 0 | 0 | 0 |
| 1700 | 74 | 0 | 65 | 8 | 0 | 1 | 0 | 0 | 0 | 0 | 0 | 0 | 0 | 0 |
| 1800 | 66 | 0 | 56 | 10 | 0 | 0 | 0 | 0 | 0 | 0 | 0 | 0 | 0 | 0 |
| 1900 | 53 | 0 | 50 | 3 | 0 | 0 | 0 | 0 | 0 | 0 | 0 | 0 | 0 | 0 |
| 2000 | 41 | 0 | 34 | 7 | 0 | 0 | 0 | 0 | 0 | 0 | 0 | 0 | 0 | 0 |
| 2100 | 39 | 0 | 32 | 7 | 0 | 0 | 0 | 0 | 0 | 0 | 0 | 0 | 0 | 0 |
| 2200 | 20 | 0 | 16 | 4 | 0 | 0 | 0 | 0 | 0 | 0 | 0 | 0 | 0 | 0 |
| 2300 | 15 | 0 | 14 | 1 | 0 | 0 | 0 | 0 | 0 | 0 | 0 | 0 | 0 | 0 |
| 07-19 | 531 | 1 | 465 | 60 | 1 | 4 | 0 | 0 | 0 | 0 | 0 | 0 | 0 | 0 |
| 06-22 | 667 | 1 | 584 | 77 | 1 | 4 | 0 | 0 | 0 | 0 | 0 | 0 | 0 | 0 |
| 06-00 | 702 | 1 | 614 | 82 | 1 | 4 | 0 | 0 | 0 | 0 | 0 | 0 | 0 | 0 |
| 00-00 | 721 | 1 | 632 | 83 | 1 | 4 | 0 | 0 | 0 | 0 | 0 | 0 | 0 | 0 |

Peak step 16:00 (76) AM Peak step 11:00 (38) PM Peak step 16:00 (76)

*** Thursday, February 1, 2024**

| Time | Total | Cls | Cls | Cls | Cls | Cls | Cls | Cls | Cls | Cls | Cls | Cls | Cls | Cls |
|--------------|------------|----------|------------|------------|----------|----------|----------|----------|----------|----------|----------|----------|----------|----------|
| <-- | | 1 | 2 | 3 | 4 | 5 | 6 | 7 | 8 | 9 | 10 | 11 | 12 | 13 |
| 0000 | 5 | 0 | 4 | 1 | 0 | 0 | 0 | 0 | 0 | 0 | 0 | 0 | 0 | 0 |
| 0100 | 1 | 0 | 1 | 0 | 0 | 0 | 0 | 0 | 0 | 0 | 0 | 0 | 0 | 0 |
| 0200 | 1 | 0 | 1 | 0 | 0 | 0 | 0 | 0 | 0 | 0 | 0 | 0 | 0 | 0 |
| 0300 | 4 | 0 | 3 | 1 | 0 | 0 | 0 | 0 | 0 | 0 | 0 | 0 | 0 | 0 |
| 0400 | 2 | 0 | 2 | 0 | 0 | 0 | 0 | 0 | 0 | 0 | 0 | 0 | 0 | 0 |
| 0500 | 2 | 0 | 2 | 0 | 0 | 0 | 0 | 0 | 0 | 0 | 0 | 0 | 0 | 0 |
| 0600 | 9 | 0 | 9 | 0 | 0 | 0 | 0 | 0 | 0 | 0 | 0 | 0 | 0 | 0 |
| 0700 | 22 | 0 | 17 | 5 | 0 | 0 | 0 | 0 | 0 | 0 | 0 | 0 | 0 | 0 |
| 0800 | 33 | 0 | 26 | 7 | 0 | 0 | 0 | 0 | 0 | 0 | 0 | 0 | 0 | 0 |
| 0900 | 28 | 0 | 25 | 3 | 0 | 0 | 0 | 0 | 0 | 0 | 0 | 0 | 0 | 0 |
| 1000 | 29 | 2 | 20 | 7 | 0 | 0 | 0 | 0 | 0 | 0 | 0 | 0 | 0 | 0 |
| 1100 | 40 | 1 | 33 | 6 | 0 | 0 | 0 | 0 | 0 | 0 | 0 | 0 | 0 | 0 |
| 1200 | 45 | 0 | 38 | 7 | 0 | 0 | 0 | 0 | 0 | 0 | 0 | 0 | 0 | 0 |
| 1300 | 46 | 0 | 34 | 11 | 0 | 1 | 0 | 0 | 0 | 0 | 0 | 0 | 0 | 0 |
| 1400 | 52 | 0 | 45 | 6 | 0 | 1 | 0 | 0 | 0 | 0 | 0 | 0 | 0 | 0 |
| 1500 | 49 | 1 | 37 | 10 | 0 | 1 | 0 | 0 | 0 | 0 | 0 | 0 | 0 | 0 |
| 1600 | 70 | 0 | 53 | 17 | 0 | 0 | 0 | 0 | 0 | 0 | 0 | 0 | 0 | 0 |
| 1700 | 91 | 0 | 74 | 15 | 2 | 0 | 0 | 0 | 0 | 0 | 0 | 0 | 0 | 0 |
| 1800 | 65 | 0 | 56 | 9 | 0 | 0 | 0 | 0 | 0 | 0 | 0 | 0 | 0 | 0 |
| 1900 | 82 | 0 | 65 | 17 | 0 | 0 | 0 | 0 | 0 | 0 | 0 | 0 | 0 | 0 |
| 2000 | 43 | 0 | 35 | 8 | 0 | 0 | 0 | 0 | 0 | 0 | 0 | 0 | 0 | 0 |
| 2100 | 46 | 0 | 35 | 11 | 0 | 0 | 0 | 0 | 0 | 0 | 0 | 0 | 0 | 0 |
| 2200 | 21 | 0 | 17 | 4 | 0 | 0 | 0 | 0 | 0 | 0 | 0 | 0 | 0 | 0 |
| 2300 | 13 | 0 | 12 | 1 | 0 | 0 | 0 | 0 | 0 | 0 | 0 | 0 | 0 | 0 |
| 07-19 | 570 | 4 | 458 | 103 | 2 | 3 | 0 | 0 | 0 | 0 | 0 | 0 | 0 | 0 |
| 06-22 | 750 | 4 | 602 | 139 | 2 | 3 | 0 | 0 | 0 | 0 | 0 | 0 | 0 | 0 |
| 06-00 | 784 | 4 | 631 | 144 | 2 | 3 | 0 | 0 | 0 | 0 | 0 | 0 | 0 | 0 |
| 00-00 | 799 | 4 | 644 | 146 | 2 | 3 | 0 | 0 | 0 | 0 | 0 | 0 | 0 | 0 |

Peak step 17:00 (91) AM Peak step 11:00 (40) PM Peak step 17:00 (91)

*** Friday, February 2, 2024**

| Time | Total | Cls | Cls | Cls | Cls | Cls | Cls | Cls | Cls | Cls | Cls | Cls | Cls | Cls |
|--------------|------------|----------|------------|------------|----------|----------|----------|----------|----------|----------|----------|----------|----------|----------|
| <-- | | 1 | 2 | 3 | 4 | 5 | 6 | 7 | 8 | 9 | 10 | 11 | 12 | 13 |
| 0000 | 5 | 0 | 4 | 1 | 0 | 0 | 0 | 0 | 0 | 0 | 0 | 0 | 0 | 0 |
| 0100 | 8 | 0 | 7 | 1 | 0 | 0 | 0 | 0 | 0 | 0 | 0 | 0 | 0 | 0 |
| 0200 | 3 | 0 | 3 | 0 | 0 | 0 | 0 | 0 | 0 | 0 | 0 | 0 | 0 | 0 |
| 0300 | 3 | 0 | 1 | 2 | 0 | 0 | 0 | 0 | 0 | 0 | 0 | 0 | 0 | 0 |
| 0400 | 4 | 0 | 4 | 0 | 0 | 0 | 0 | 0 | 0 | 0 | 0 | 0 | 0 | 0 |
| 0500 | 2 | 0 | 1 | 1 | 0 | 0 | 0 | 0 | 0 | 0 | 0 | 0 | 0 | 0 |
| 0600 | 5 | 0 | 4 | 1 | 0 | 0 | 0 | 0 | 0 | 0 | 0 | 0 | 0 | 0 |
| 0700 | 19 | 0 | 14 | 5 | 0 | 0 | 0 | 0 | 0 | 0 | 0 | 0 | 0 | 0 |
| 0800 | 36 | 0 | 26 | 10 | 0 | 0 | 0 | 0 | 0 | 0 | 0 | 0 | 0 | 0 |
| 0900 | 28 | 0 | 18 | 10 | 0 | 0 | 0 | 0 | 0 | 0 | 0 | 0 | 0 | 0 |
| 1000 | 26 | 0 | 18 | 7 | 0 | 1 | 0 | 0 | 0 | 0 | 0 | 0 | 0 | 0 |
| 1100 | 37 | 0 | 27 | 10 | 0 | 0 | 0 | 0 | 0 | 0 | 0 | 0 | 0 | 0 |
| 1200 | 49 | 0 | 39 | 9 | 1 | 0 | 0 | 0 | 0 | 0 | 0 | 0 | 0 | 0 |
| 1300 | 53 | 0 | 41 | 12 | 0 | 0 | 0 | 0 | 0 | 0 | 0 | 0 | 0 | 0 |
| 1400 | 36 | 0 | 32 | 3 | 1 | 0 | 0 | 0 | 0 | 0 | 0 | 0 | 0 | 0 |
| 1500 | 93 | 0 | 82 | 11 | 0 | 0 | 0 | 0 | 0 | 0 | 0 | 0 | 0 | 0 |
| 1600 | 59 | 1 | 48 | 9 | 1 | 0 | 0 | 0 | 0 | 0 | 0 | 0 | 0 | 0 |
| 1700 | 76 | 0 | 66 | 9 | 1 | 0 | 0 | 0 | 0 | 0 | 0 | 0 | 0 | 0 |
| 1800 | 50 | 0 | 47 | 3 | 0 | 0 | 0 | 0 | 0 | 0 | 0 | 0 | 0 | 0 |
| 1900 | 54 | 0 | 51 | 3 | 0 | 0 | 0 | 0 | 0 | 0 | 0 | 0 | 0 | 0 |
| 2000 | 40 | 0 | 39 | 1 | 0 | 0 | 0 | 0 | 0 | 0 | 0 | 0 | 0 | 0 |
| 2100 | 37 | 0 | 35 | 2 | 0 | 0 | 0 | 0 | 0 | 0 | 0 | 0 | 0 | 0 |
| 2200 | 40 | 0 | 38 | 2 | 0 | 0 | 0 | 0 | 0 | 0 | 0 | 0 | 0 | 0 |
| 2300 | 16 | 0 | 16 | 0 | 0 | 0 | 0 | 0 | 0 | 0 | 0 | 0 | 0 | 0 |
| 07-19 | 562 | 1 | 458 | 98 | 4 | 1 | 0 | 0 | 0 | 0 | 0 | 0 | 0 | 0 |
| 06-22 | 698 | 1 | 587 | 105 | 4 | 1 | 0 | 0 | 0 | 0 | 0 | 0 | 0 | 0 |
| 06-00 | 754 | 1 | 641 | 107 | 4 | 1 | 0 | 0 | 0 | 0 | 0 | 0 | 0 | 0 |
| 00-00 | 779 | 1 | 661 | 112 | 4 | 1 | 0 | 0 | 0 | 0 | 0 | 0 | 0 | 0 |

Peak step 15:00 (93) AM Peak step 11:00 (37) PM Peak step 15:00 (93)

* Saturday, February 3, 2024

| Time | Total | Cls | Cls | Cls | Cls | Cls | Cls | Cls | Cls | Cls | Cls | Cls | Cls | Cls |
|--------------|------------|----------|------------|-----------|----------|----------|----------|----------|----------|----------|----------|----------|----------|----------|
| <-- | | 1 | 2 | 3 | 4 | 5 | 6 | 7 | 8 | 9 | 10 | 11 | 12 | 13 |
| 0000 | 7 | 0 | 7 | 0 | 0 | 0 | 0 | 0 | 0 | 0 | 0 | 0 | 0 | 0 |
| 0100 | 6 | 0 | 6 | 0 | 0 | 0 | 0 | 0 | 0 | 0 | 0 | 0 | 0 | 0 |
| 0200 | 4 | 0 | 4 | 0 | 0 | 0 | 0 | 0 | 0 | 0 | 0 | 0 | 0 | 0 |
| 0300 | 1 | 0 | 1 | 0 | 0 | 0 | 0 | 0 | 0 | 0 | 0 | 0 | 0 | 0 |
| 0400 | 2 | 0 | 2 | 0 | 0 | 0 | 0 | 0 | 0 | 0 | 0 | 0 | 0 | 0 |
| 0500 | 4 | 0 | 4 | 0 | 0 | 0 | 0 | 0 | 0 | 0 | 0 | 0 | 0 | 0 |
| 0600 | 5 | 0 | 5 | 0 | 0 | 0 | 0 | 0 | 0 | 0 | 0 | 0 | 0 | 0 |
| 0700 | 12 | 0 | 11 | 1 | 0 | 0 | 0 | 0 | 0 | 0 | 0 | 0 | 0 | 0 |
| 0800 | 19 | 0 | 17 | 2 | 0 | 0 | 0 | 0 | 0 | 0 | 0 | 0 | 0 | 0 |
| 0900 | 35 | 0 | 35 | 0 | 0 | 0 | 0 | 0 | 0 | 0 | 0 | 0 | 0 | 0 |
| 1000 | 28 | 1 | 27 | 0 | 0 | 0 | 0 | 0 | 0 | 0 | 0 | 0 | 0 | 0 |
| 1100 | 35 | 0 | 32 | 3 | 0 | 0 | 0 | 0 | 0 | 0 | 0 | 0 | 0 | 0 |
| 1200 | 53 | 0 | 51 | 2 | 0 | 0 | 0 | 0 | 0 | 0 | 0 | 0 | 0 | 0 |
| 1300 | 56 | 0 | 53 | 3 | 0 | 0 | 0 | 0 | 0 | 0 | 0 | 0 | 0 | 0 |
| 1400 | 61 | 0 | 55 | 6 | 0 | 0 | 0 | 0 | 0 | 0 | 0 | 0 | 0 | 0 |
| 1500 | 54 | 0 | 54 | 0 | 0 | 0 | 0 | 0 | 0 | 0 | 0 | 0 | 0 | 0 |
| 1600 | 59 | 0 | 55 | 3 | 0 | 1 | 0 | 0 | 0 | 0 | 0 | 0 | 0 | 0 |
| 1700 | 63 | 0 | 61 | 1 | 0 | 1 | 0 | 0 | 0 | 0 | 0 | 0 | 0 | 0 |
| 1800 | 39 | 0 | 35 | 4 | 0 | 0 | 0 | 0 | 0 | 0 | 0 | 0 | 0 | 0 |
| 1900 | 53 | 0 | 48 | 4 | 0 | 1 | 0 | 0 | 0 | 0 | 0 | 0 | 0 | 0 |
| 2000 | 27 | 0 | 21 | 6 | 0 | 0 | 0 | 0 | 0 | 0 | 0 | 0 | 0 | 0 |
| 2100 | 28 | 0 | 24 | 4 | 0 | 0 | 0 | 0 | 0 | 0 | 0 | 0 | 0 | 0 |
| 2200 | 33 | 0 | 28 | 5 | 0 | 0 | 0 | 0 | 0 | 0 | 0 | 0 | 0 | 0 |
| 2300 | 20 | 0 | 16 | 4 | 0 | 0 | 0 | 0 | 0 | 0 | 0 | 0 | 0 | 0 |
| 07-19 | 514 | 1 | 486 | 25 | 0 | 2 | 0 | 0 | 0 | 0 | 0 | 0 | 0 | 0 |
| 06-22 | 627 | 1 | 584 | 39 | 0 | 3 | 0 | 0 | 0 | 0 | 0 | 0 | 0 | 0 |
| 06-00 | 680 | 1 | 628 | 48 | 0 | 3 | 0 | 0 | 0 | 0 | 0 | 0 | 0 | 0 |
| 00-00 | 704 | 1 | 652 | 48 | 0 | 3 | 0 | 0 | 0 | 0 | 0 | 0 | 0 | 0 |

Peak step 17:00 (63) AM Peak step 9:00 (35) PM Peak step 17:00 (63)

Traffic Data Service -- San Jose, CA Class Report

CustomList-875 -- English (ENU)

Datasets:

Site: [7] SPACE PARK WAY W OF SANTIAGO VILLA ENTRANCE
Data type: Axle sensors - Paired (Class/Speed/Count)

Profile:

Included classes: 1, 2, 3, 4, 5, 6, 7, 8, 9, 10, 11, 12, 13
Speed range: 0 - 100 mph.
Direction: East (bound), P = East, Lane = 0-16
Name: Default Profile
Scheme: Vehicle classification (Scheme F)
Units: Non metric (ft, mi, ft/s, mph, lb, ton)

Column Legend:

0 [Time] 24-hour time (0000 - 2359)
1 [Total] Number in time step
2 [Cls] Class totals

*** Sunday, February 11, 2024**

| Time | Total | Cls 1 | Cls 2 | Cls 3 | Cls 4 | Cls 5 | Cls 6 | Cls 7 | Cls 8 | Cls 9 | Cls 10 | Cls 11 | Cls 12 | Cls 13 |
|--------------|------------|----------|------------|-----------|----------|----------|----------|----------|----------|----------|----------|----------|----------|----------|
| <-- | | 1 | 2 | 3 | 4 | 5 | 6 | 7 | 8 | 9 | 10 | 11 | 12 | 13 |
| 0000 | 10 | 0 | 10 | 0 | 0 | 0 | 0 | 0 | 0 | 0 | 0 | 0 | 0 | 0 |
| 0100 | 7 | 0 | 6 | 1 | 0 | 0 | 0 | 0 | 0 | 0 | 0 | 0 | 0 | 0 |
| 0200 | 5 | 0 | 3 | 2 | 0 | 0 | 0 | 0 | 0 | 0 | 0 | 0 | 0 | 0 |
| 0300 | 0 | 0 | 0 | 0 | 0 | 0 | 0 | 0 | 0 | 0 | 0 | 0 | 0 | 0 |
| 0400 | 3 | 0 | 1 | 2 | 0 | 0 | 0 | 0 | 0 | 0 | 0 | 0 | 0 | 0 |
| 0500 | 4 | 1 | 3 | 0 | 0 | 0 | 0 | 0 | 0 | 0 | 0 | 0 | 0 | 0 |
| 0600 | 0 | 0 | 0 | 0 | 0 | 0 | 0 | 0 | 0 | 0 | 0 | 0 | 0 | 0 |
| 0700 | 14 | 0 | 11 | 3 | 0 | 0 | 0 | 0 | 0 | 0 | 0 | 0 | 0 | 0 |
| 0800 | 12 | 0 | 12 | 0 | 0 | 0 | 0 | 0 | 0 | 0 | 0 | 0 | 0 | 0 |
| 0900 | 19 | 0 | 17 | 2 | 0 | 0 | 0 | 0 | 0 | 0 | 0 | 0 | 0 | 0 |
| 1000 | 33 | 0 | 30 | 2 | 0 | 1 | 0 | 0 | 0 | 0 | 0 | 0 | 0 | 0 |
| 1100 | 49 | 0 | 47 | 2 | 0 | 0 | 0 | 0 | 0 | 0 | 0 | 0 | 0 | 0 |
| 1200 | 53 | 0 | 50 | 2 | 0 | 1 | 0 | 0 | 0 | 0 | 0 | 0 | 0 | 0 |
| 1300 | 45 | 0 | 42 | 3 | 0 | 0 | 0 | 0 | 0 | 0 | 0 | 0 | 0 | 0 |
| 1400 | 46 | 0 | 44 | 2 | 0 | 0 | 0 | 0 | 0 | 0 | 0 | 0 | 0 | 0 |
| 1500 | 48 | 0 | 46 | 2 | 0 | 0 | 0 | 0 | 0 | 0 | 0 | 0 | 0 | 0 |
| 1600 | 42 | 0 | 40 | 1 | 0 | 1 | 0 | 0 | 0 | 0 | 0 | 0 | 0 | 0 |
| 1700 | 37 | 0 | 35 | 2 | 0 | 0 | 0 | 0 | 0 | 0 | 0 | 0 | 0 | 0 |
| 1800 | 44 | 0 | 40 | 4 | 0 | 0 | 0 | 0 | 0 | 0 | 0 | 0 | 0 | 0 |
| 1900 | 22 | 0 | 22 | 0 | 0 | 0 | 0 | 0 | 0 | 0 | 0 | 0 | 0 | 0 |
| 2000 | 51 | 0 | 48 | 2 | 1 | 0 | 0 | 0 | 0 | 0 | 0 | 0 | 0 | 0 |
| 2100 | 30 | 0 | 29 | 1 | 0 | 0 | 0 | 0 | 0 | 0 | 0 | 0 | 0 | 0 |
| 2200 | 9 | 0 | 8 | 1 | 0 | 0 | 0 | 0 | 0 | 0 | 0 | 0 | 0 | 0 |
| 2300 | 11 | 0 | 7 | 4 | 0 | 0 | 0 | 0 | 0 | 0 | 0 | 0 | 0 | 0 |
| 07-19 | 442 | 0 | 414 | 25 | 0 | 3 | 0 | 0 | 0 | 0 | 0 | 0 | 0 | 0 |
| 06-22 | 545 | 0 | 513 | 28 | 1 | 3 | 0 | 0 | 0 | 0 | 0 | 0 | 0 | 0 |
| 06-00 | 565 | 0 | 528 | 33 | 1 | 3 | 0 | 0 | 0 | 0 | 0 | 0 | 0 | 0 |
| 00-00 | 594 | 1 | 551 | 38 | 1 | 3 | 0 | 0 | 0 | 0 | 0 | 0 | 0 | 0 |

Peak step 12:00 (53) AM Peak step 11:00 (49) PM Peak step 12:00 (53)

*** Monday, February 12, 2024**

| Time | Total | Cls 1 | Cls 2 | Cls 3 | Cls 4 | Cls 5 | Cls 6 | Cls 7 | Cls 8 | Cls 9 | Cls 10 | Cls 11 | Cls 12 | Cls 13 |
|--------------|------------|----------|------------|-----------|----------|----------|----------|----------|----------|----------|----------|----------|----------|----------|
| <-- | | 1 | 2 | 3 | 4 | 5 | 6 | 7 | 8 | 9 | 10 | 11 | 12 | 13 |
| 0000 | 10 | 0 | 10 | 0 | 0 | 0 | 0 | 0 | 0 | 0 | 0 | 0 | 0 | 0 |
| 0100 | 7 | 0 | 7 | 0 | 0 | 0 | 0 | 0 | 0 | 0 | 0 | 0 | 0 | 0 |
| 0200 | 2 | 0 | 2 | 0 | 0 | 0 | 0 | 0 | 0 | 0 | 0 | 0 | 0 | 0 |
| 0300 | 5 | 0 | 5 | 0 | 0 | 0 | 0 | 0 | 0 | 0 | 0 | 0 | 0 | 0 |
| 0400 | 2 | 0 | 2 | 0 | 0 | 0 | 0 | 0 | 0 | 0 | 0 | 0 | 0 | 0 |
| 0500 | 2 | 0 | 2 | 0 | 0 | 0 | 0 | 0 | 0 | 0 | 0 | 0 | 0 | 0 |
| 0600 | 9 | 0 | 8 | 1 | 0 | 0 | 0 | 0 | 0 | 0 | 0 | 0 | 0 | 0 |
| 0700 | 19 | 0 | 18 | 1 | 0 | 0 | 0 | 0 | 0 | 0 | 0 | 0 | 0 | 0 |
| 0800 | 40 | 0 | 34 | 6 | 0 | 0 | 0 | 0 | 0 | 0 | 0 | 0 | 0 | 0 |
| 0900 | 33 | 0 | 30 | 3 | 0 | 0 | 0 | 0 | 0 | 0 | 0 | 0 | 0 | 0 |
| 1000 | 23 | 0 | 19 | 4 | 0 | 0 | 0 | 0 | 0 | 0 | 0 | 0 | 0 | 0 |
| 1100 | 28 | 0 | 25 | 3 | 0 | 0 | 0 | 0 | 0 | 0 | 0 | 0 | 0 | 0 |
| 1200 | 38 | 0 | 33 | 5 | 0 | 0 | 0 | 0 | 0 | 0 | 0 | 0 | 0 | 0 |
| 1300 | 42 | 0 | 38 | 3 | 0 | 0 | 1 | 0 | 0 | 0 | 0 | 0 | 0 | 0 |
| 1400 | 54 | 1 | 49 | 4 | 0 | 0 | 0 | 0 | 0 | 0 | 0 | 0 | 0 | 0 |
| 1500 | 62 | 1 | 58 | 3 | 0 | 0 | 0 | 0 | 0 | 0 | 0 | 0 | 0 | 0 |
| 1600 | 60 | 0 | 57 | 3 | 0 | 0 | 0 | 0 | 0 | 0 | 0 | 0 | 0 | 0 |
| 1700 | 55 | 0 | 51 | 4 | 0 | 0 | 0 | 0 | 0 | 0 | 0 | 0 | 0 | 0 |
| 1800 | 58 | 0 | 56 | 1 | 1 | 0 | 0 | 0 | 0 | 0 | 0 | 0 | 0 | 0 |
| 1900 | 47 | 1 | 44 | 2 | 0 | 0 | 0 | 0 | 0 | 0 | 0 | 0 | 0 | 0 |
| 2000 | 43 | 1 | 40 | 2 | 0 | 0 | 0 | 0 | 0 | 0 | 0 | 0 | 0 | 0 |
| 2100 | 31 | 0 | 27 | 4 | 0 | 0 | 0 | 0 | 0 | 0 | 0 | 0 | 0 | 0 |
| 2200 | 21 | 0 | 20 | 0 | 1 | 0 | 0 | 0 | 0 | 0 | 0 | 0 | 0 | 0 |
| 2300 | 13 | 0 | 11 | 2 | 0 | 0 | 0 | 0 | 0 | 0 | 0 | 0 | 0 | 0 |
| 07-19 | 512 | 2 | 468 | 40 | 1 | 0 | 1 | 0 | 0 | 0 | 0 | 0 | 0 | 0 |
| 06-22 | 642 | 4 | 587 | 49 | 1 | 0 | 1 | 0 | 0 | 0 | 0 | 0 | 0 | 0 |
| 06-00 | 676 | 4 | 618 | 51 | 2 | 0 | 1 | 0 | 0 | 0 | 0 | 0 | 0 | 0 |
| 00-00 | 704 | 4 | 646 | 51 | 2 | 0 | 1 | 0 | 0 | 0 | 0 | 0 | 0 | 0 |

Peak step 15:00 (62) AM Peak step 8:00 (40) PM Peak step 15:00 (62)

*** Tuesday, February 13, 2024**

| Time | Total | Cls 1 | Cls 2 | Cls 3 | Cls 4 | Cls 5 | Cls 6 | Cls 7 | Cls 8 | Cls 9 | Cls 10 | Cls 11 | Cls 12 | Cls 13 |
|--------------|------------|----------|------------|-----------|----------|----------|----------|----------|----------|----------|----------|----------|----------|----------|
| <-- | | 1 | 2 | 3 | 4 | 5 | 6 | 7 | 8 | 9 | 10 | 11 | 12 | 13 |
| 0000 | 6 | 0 | 6 | 0 | 0 | 0 | 0 | 0 | 0 | 0 | 0 | 0 | 0 | 0 |
| 0100 | 4 | 0 | 3 | 1 | 0 | 0 | 0 | 0 | 0 | 0 | 0 | 0 | 0 | 0 |
| 0200 | 0 | 0 | 0 | 0 | 0 | 0 | 0 | 0 | 0 | 0 | 0 | 0 | 0 | 0 |
| 0300 | 3 | 0 | 3 | 0 | 0 | 0 | 0 | 0 | 0 | 0 | 0 | 0 | 0 | 0 |
| 0400 | 1 | 0 | 1 | 0 | 0 | 0 | 0 | 0 | 0 | 0 | 0 | 0 | 0 | 0 |
| 0500 | 3 | 0 | 3 | 0 | 0 | 0 | 0 | 0 | 0 | 0 | 0 | 0 | 0 | 0 |
| 0600 | 7 | 0 | 6 | 1 | 0 | 0 | 0 | 0 | 0 | 0 | 0 | 0 | 0 | 0 |
| 0700 | 24 | 0 | 22 | 2 | 0 | 0 | 0 | 0 | 0 | 0 | 0 | 0 | 0 | 0 |
| 0800 | 45 | 0 | 39 | 3 | 1 | 1 | 1 | 0 | 0 | 0 | 0 | 0 | 0 | 0 |
| 0900 | 35 | 0 | 34 | 1 | 0 | 0 | 0 | 0 | 0 | 0 | 0 | 0 | 0 | 0 |
| 1000 | 27 | 0 | 26 | 1 | 0 | 0 | 0 | 0 | 0 | 0 | 0 | 0 | 0 | 0 |
| 1100 | 24 | 0 | 19 | 5 | 0 | 0 | 0 | 0 | 0 | 0 | 0 | 0 | 0 | 0 |
| 1200 | 42 | 0 | 36 | 5 | 1 | 0 | 0 | 0 | 0 | 0 | 0 | 0 | 0 | 0 |
| 1300 | 36 | 0 | 33 | 3 | 0 | 0 | 0 | 0 | 0 | 0 | 0 | 0 | 0 | 0 |
| 1400 | 49 | 1 | 43 | 5 | 0 | 0 | 0 | 0 | 0 | 0 | 0 | 0 | 0 | 0 |
| 1500 | 67 | 0 | 60 | 7 | 0 | 0 | 0 | 0 | 0 | 0 | 0 | 0 | 0 | 0 |
| 1600 | 69 | 0 | 66 | 3 | 0 | 0 | 0 | 0 | 0 | 0 | 0 | 0 | 0 | 0 |
| 1700 | 73 | 0 | 62 | 10 | 0 | 1 | 0 | 0 | 0 | 0 | 0 | 0 | 0 | 0 |
| 1800 | 52 | 0 | 45 | 7 | 0 | 0 | 0 | 0 | 0 | 0 | 0 | 0 | 0 | 0 |
| 1900 | 51 | 0 | 46 | 5 | 0 | 0 | 0 | 0 | 0 | 0 | 0 | 0 | 0 | 0 |
| 2000 | 63 | 0 | 58 | 5 | 0 | 0 | 0 | 0 | 0 | 0 | 0 | 0 | 0 | 0 |
| 2100 | 39 | 0 | 34 | 5 | 0 | 0 | 0 | 0 | 0 | 0 | 0 | 0 | 0 | 0 |
| 2200 | 31 | 0 | 29 | 2 | 0 | 0 | 0 | 0 | 0 | 0 | 0 | 0 | 0 | 0 |
| 2300 | 12 | 0 | 12 | 0 | 0 | 0 | 0 | 0 | 0 | 0 | 0 | 0 | 0 | 0 |
| 07-19 | 543 | 1 | 485 | 52 | 2 | 2 | 1 | 0 | 0 | 0 | 0 | 0 | 0 | 0 |
| 06-22 | 703 | 1 | 629 | 68 | 2 | 2 | 1 | 0 | 0 | 0 | 0 | 0 | 0 | 0 |
| 06-00 | 746 | 1 | 670 | 70 | 2 | 2 | 1 | 0 | 0 | 0 | 0 | 0 | 0 | 0 |
| 00-00 | 763 | 1 | 686 | 71 | 2 | 2 | 1 | 0 | 0 | 0 | 0 | 0 | 0 | 0 |

Peak step 17:00 (73) AM Peak step 8:00 (45) PM Peak step 17:00 (73)

*** Wednesday, February 14, 2024**

| Time | Total | Cls | Cls | Cls | Cls | Cls | Cls | Cls | Cls | Cls | Cls | Cls | Cls | Cls |
|--------------|------------|----------|------------|-----------|----------|----------|----------|----------|----------|----------|----------|----------|----------|----------|
| <-- | | 1 | 2 | 3 | 4 | 5 | 6 | 7 | 8 | 9 | 10 | 11 | 12 | 13 |
| 0000 | 6 | 0 | 6 | 0 | 0 | 0 | 0 | 0 | 0 | 0 | 0 | 0 | 0 | 0 |
| 0100 | 3 | 0 | 3 | 0 | 0 | 0 | 0 | 0 | 0 | 0 | 0 | 0 | 0 | 0 |
| 0200 | 3 | 0 | 3 | 0 | 0 | 0 | 0 | 0 | 0 | 0 | 0 | 0 | 0 | 0 |
| 0300 | 3 | 0 | 3 | 0 | 0 | 0 | 0 | 0 | 0 | 0 | 0 | 0 | 0 | 0 |
| 0400 | 5 | 0 | 4 | 1 | 0 | 0 | 0 | 0 | 0 | 0 | 0 | 0 | 0 | 0 |
| 0500 | 6 | 0 | 6 | 0 | 0 | 0 | 0 | 0 | 0 | 0 | 0 | 0 | 0 | 0 |
| 0600 | 5 | 0 | 5 | 0 | 0 | 0 | 0 | 0 | 0 | 0 | 0 | 0 | 0 | 0 |
| 0700 | 19 | 0 | 16 | 3 | 0 | 0 | 0 | 0 | 0 | 0 | 0 | 0 | 0 | 0 |
| 0800 | 59 | 0 | 53 | 6 | 0 | 0 | 0 | 0 | 0 | 0 | 0 | 0 | 0 | 0 |
| 0900 | 25 | 0 | 21 | 3 | 0 | 1 | 0 | 0 | 0 | 0 | 0 | 0 | 0 | 0 |
| 1000 | 32 | 0 | 30 | 1 | 1 | 0 | 0 | 0 | 0 | 0 | 0 | 0 | 0 | 0 |
| 1100 | 22 | 0 | 21 | 1 | 0 | 0 | 0 | 0 | 0 | 0 | 0 | 0 | 0 | 0 |
| 1200 | 46 | 0 | 44 | 2 | 0 | 0 | 0 | 0 | 0 | 0 | 0 | 0 | 0 | 0 |
| 1300 | 49 | 0 | 44 | 4 | 1 | 0 | 0 | 0 | 0 | 0 | 0 | 0 | 0 | 0 |
| 1400 | 43 | 0 | 39 | 4 | 0 | 0 | 0 | 0 | 0 | 0 | 0 | 0 | 0 | 0 |
| 1500 | 59 | 0 | 52 | 7 | 0 | 0 | 0 | 0 | 0 | 0 | 0 | 0 | 0 | 0 |
| 1600 | 53 | 0 | 50 | 3 | 0 | 0 | 0 | 0 | 0 | 0 | 0 | 0 | 0 | 0 |
| 1700 | 85 | 0 | 78 | 7 | 0 | 0 | 0 | 0 | 0 | 0 | 0 | 0 | 0 | 0 |
| 1800 | 73 | 0 | 70 | 3 | 0 | 0 | 0 | 0 | 0 | 0 | 0 | 0 | 0 | 0 |
| 1900 | 58 | 0 | 55 | 3 | 0 | 0 | 0 | 0 | 0 | 0 | 0 | 0 | 0 | 0 |
| 2000 | 46 | 0 | 41 | 3 | 0 | 2 | 0 | 0 | 0 | 0 | 0 | 0 | 0 | 0 |
| 2100 | 35 | 0 | 32 | 3 | 0 | 0 | 0 | 0 | 0 | 0 | 0 | 0 | 0 | 0 |
| 2200 | 28 | 0 | 25 | 3 | 0 | 0 | 0 | 0 | 0 | 0 | 0 | 0 | 0 | 0 |
| 2300 | 12 | 0 | 12 | 0 | 0 | 0 | 0 | 0 | 0 | 0 | 0 | 0 | 0 | 0 |
| 07-19 | 565 | 0 | 518 | 44 | 2 | 1 | 0 | 0 | 0 | 0 | 0 | 0 | 0 | 0 |
| 06-22 | 709 | 0 | 651 | 53 | 2 | 3 | 0 | 0 | 0 | 0 | 0 | 0 | 0 | 0 |
| 06-00 | 749 | 0 | 688 | 56 | 2 | 3 | 0 | 0 | 0 | 0 | 0 | 0 | 0 | 0 |
| 00-00 | 775 | 0 | 713 | 57 | 2 | 3 | 0 | 0 | 0 | 0 | 0 | 0 | 0 | 0 |

Peak step 17:00 (85) AM Peak step 8:00 (59) PM Peak step 17:00 (85)

*** Thursday, February 15, 2024**

| Time | Total | Cls | Cls | Cls | Cls | Cls | Cls | Cls | Cls | Cls | Cls | Cls | Cls | Cls |
|--------------|------------|----------|------------|-----------|----------|----------|----------|----------|----------|----------|----------|----------|----------|----------|
| <-- | | 1 | 2 | 3 | 4 | 5 | 6 | 7 | 8 | 9 | 10 | 11 | 12 | 13 |
| 0000 | 7 | 0 | 7 | 0 | 0 | 0 | 0 | 0 | 0 | 0 | 0 | 0 | 0 | 0 |
| 0100 | 4 | 0 | 4 | 0 | 0 | 0 | 0 | 0 | 0 | 0 | 0 | 0 | 0 | 0 |
| 0200 | 0 | 0 | 0 | 0 | 0 | 0 | 0 | 0 | 0 | 0 | 0 | 0 | 0 | 0 |
| 0300 | 2 | 0 | 2 | 0 | 0 | 0 | 0 | 0 | 0 | 0 | 0 | 0 | 0 | 0 |
| 0400 | 5 | 0 | 4 | 1 | 0 | 0 | 0 | 0 | 0 | 0 | 0 | 0 | 0 | 0 |
| 0500 | 6 | 0 | 6 | 0 | 0 | 0 | 0 | 0 | 0 | 0 | 0 | 0 | 0 | 0 |
| 0600 | 7 | 0 | 6 | 1 | 0 | 0 | 0 | 0 | 0 | 0 | 0 | 0 | 0 | 0 |
| 0700 | 29 | 0 | 27 | 2 | 0 | 0 | 0 | 0 | 0 | 0 | 0 | 0 | 0 | 0 |
| 0800 | 48 | 1 | 41 | 6 | 0 | 0 | 0 | 0 | 0 | 0 | 0 | 0 | 0 | 0 |
| 0900 | 28 | 1 | 25 | 2 | 0 | 0 | 0 | 0 | 0 | 0 | 0 | 0 | 0 | 0 |
| 1000 | 25 | 0 | 25 | 0 | 0 | 0 | 0 | 0 | 0 | 0 | 0 | 0 | 0 | 0 |
| 1100 | 34 | 0 | 34 | 0 | 0 | 0 | 0 | 0 | 0 | 0 | 0 | 0 | 0 | 0 |
| 1200 | 43 | 0 | 40 | 2 | 0 | 1 | 0 | 0 | 0 | 0 | 0 | 0 | 0 | 0 |
| 1300 | 36 | 1 | 33 | 2 | 0 | 0 | 0 | 0 | 0 | 0 | 0 | 0 | 0 | 0 |
| 1400 | 44 | 0 | 38 | 6 | 0 | 0 | 0 | 0 | 0 | 0 | 0 | 0 | 0 | 0 |
| 1500 | 63 | 1 | 62 | 0 | 0 | 0 | 0 | 0 | 0 | 0 | 0 | 0 | 0 | 0 |
| 1600 | 59 | 0 | 56 | 3 | 0 | 0 | 0 | 0 | 0 | 0 | 0 | 0 | 0 | 0 |
| 1700 | 67 | 0 | 61 | 6 | 0 | 0 | 0 | 0 | 0 | 0 | 0 | 0 | 0 | 0 |
| 1800 | 65 | 0 | 63 | 2 | 0 | 0 | 0 | 0 | 0 | 0 | 0 | 0 | 0 | 0 |
| 1900 | 79 | 0 | 77 | 2 | 0 | 0 | 0 | 0 | 0 | 0 | 0 | 0 | 0 | 0 |
| 2000 | 44 | 0 | 43 | 1 | 0 | 0 | 0 | 0 | 0 | 0 | 0 | 0 | 0 | 0 |
| 2100 | 35 | 0 | 30 | 4 | 0 | 1 | 0 | 0 | 0 | 0 | 0 | 0 | 0 | 0 |
| 2200 | 21 | 1 | 17 | 3 | 0 | 0 | 0 | 0 | 0 | 0 | 0 | 0 | 0 | 0 |
| 2300 | 18 | 0 | 17 | 1 | 0 | 0 | 0 | 0 | 0 | 0 | 0 | 0 | 0 | 0 |
| 07-19 | 541 | 4 | 505 | 31 | 0 | 1 | 0 | 0 | 0 | 0 | 0 | 0 | 0 | 0 |
| 06-22 | 706 | 4 | 661 | 39 | 0 | 2 | 0 | 0 | 0 | 0 | 0 | 0 | 0 | 0 |
| 06-00 | 745 | 5 | 695 | 43 | 0 | 2 | 0 | 0 | 0 | 0 | 0 | 0 | 0 | 0 |
| 00-00 | 769 | 5 | 718 | 44 | 0 | 2 | 0 | 0 | 0 | 0 | 0 | 0 | 0 | 0 |

Peak step 19:00 (79) AM Peak step 8:00 (48) PM Peak step 19:00 (79)

*** Friday, February 16, 2024**

| Time | Total | Cls | Cls | Cls | Cls | Cls | Cls | Cls | Cls | Cls | Cls | Cls | Cls | Cls |
|--------------|------------|----------|------------|-----------|----------|----------|----------|----------|----------|----------|----------|----------|----------|----------|
| <-- | | 1 | 2 | 3 | 4 | 5 | 6 | 7 | 8 | 9 | 10 | 11 | 12 | 13 |
| 0000 | 1 | 0 | 1 | 0 | 0 | 0 | 0 | 0 | 0 | 0 | 0 | 0 | 0 | 0 |
| 0100 | 1 | 0 | 1 | 0 | 0 | 0 | 0 | 0 | 0 | 0 | 0 | 0 | 0 | 0 |
| 0200 | 1 | 0 | 1 | 0 | 0 | 0 | 0 | 0 | 0 | 0 | 0 | 0 | 0 | 0 |
| 0300 | 3 | 0 | 3 | 0 | 0 | 0 | 0 | 0 | 0 | 0 | 0 | 0 | 0 | 0 |
| 0400 | 0 | 0 | 0 | 0 | 0 | 0 | 0 | 0 | 0 | 0 | 0 | 0 | 0 | 0 |
| 0500 | 1 | 0 | 1 | 0 | 0 | 0 | 0 | 0 | 0 | 0 | 0 | 0 | 0 | 0 |
| 0600 | 6 | 0 | 6 | 0 | 0 | 0 | 0 | 0 | 0 | 0 | 0 | 0 | 0 | 0 |
| 0700 | 21 | 0 | 20 | 1 | 0 | 0 | 0 | 0 | 0 | 0 | 0 | 0 | 0 | 0 |
| 0800 | 38 | 0 | 34 | 4 | 0 | 0 | 0 | 0 | 0 | 0 | 0 | 0 | 0 | 0 |
| 0900 | 27 | 0 | 25 | 2 | 0 | 0 | 0 | 0 | 0 | 0 | 0 | 0 | 0 | 0 |
| 1000 | 29 | 0 | 25 | 3 | 1 | 0 | 0 | 0 | 0 | 0 | 0 | 0 | 0 | 0 |
| 1100 | 34 | 0 | 32 | 2 | 0 | 0 | 0 | 0 | 0 | 0 | 0 | 0 | 0 | 0 |
| 1200 | 42 | 0 | 39 | 2 | 0 | 1 | 0 | 0 | 0 | 0 | 0 | 0 | 0 | 0 |
| 1300 | 58 | 0 | 57 | 0 | 0 | 1 | 0 | 0 | 0 | 0 | 0 | 0 | 0 | 0 |
| 1400 | 48 | 1 | 43 | 4 | 0 | 0 | 0 | 0 | 0 | 0 | 0 | 0 | 0 | 0 |
| 1500 | 66 | 0 | 57 | 9 | 0 | 0 | 0 | 0 | 0 | 0 | 0 | 0 | 0 | 0 |
| 1600 | 49 | 0 | 43 | 6 | 0 | 0 | 0 | 0 | 0 | 0 | 0 | 0 | 0 | 0 |
| 1700 | 60 | 0 | 58 | 2 | 0 | 0 | 0 | 0 | 0 | 0 | 0 | 0 | 0 | 0 |
| 1800 | 60 | 0 | 54 | 5 | 0 | 1 | 0 | 0 | 0 | 0 | 0 | 0 | 0 | 0 |
| 1900 | 41 | 0 | 38 | 2 | 1 | 0 | 0 | 0 | 0 | 0 | 0 | 0 | 0 | 0 |
| 2000 | 28 | 0 | 27 | 1 | 0 | 0 | 0 | 0 | 0 | 0 | 0 | 0 | 0 | 0 |
| 2100 | 41 | 0 | 39 | 2 | 0 | 0 | 0 | 0 | 0 | 0 | 0 | 0 | 0 | 0 |
| 2200 | 36 | 0 | 32 | 4 | 0 | 0 | 0 | 0 | 0 | 0 | 0 | 0 | 0 | 0 |
| 2300 | 18 | 0 | 18 | 0 | 0 | 0 | 0 | 0 | 0 | 0 | 0 | 0 | 0 | 0 |
| 07-19 | 532 | 1 | 487 | 40 | 1 | 3 | 0 | 0 | 0 | 0 | 0 | 0 | 0 | 0 |
| 06-22 | 648 | 1 | 597 | 45 | 2 | 3 | 0 | 0 | 0 | 0 | 0 | 0 | 0 | 0 |
| 06-00 | 702 | 1 | 647 | 49 | 2 | 3 | 0 | 0 | 0 | 0 | 0 | 0 | 0 | 0 |
| 00-00 | 709 | 1 | 654 | 49 | 2 | 3 | 0 | 0 | 0 | 0 | 0 | 0 | 0 | 0 |

Peak step 15:00 (66) AM Peak step 8:00 (38) PM Peak step 15:00 (66)

*** Saturday, February 17, 2024**

| Time | Total | Cls | Cls | Cls | Cls | Cls | Cls | Cls | Cls | Cls | Cls | Cls | Cls | Cls |
|--------------|------------|----------|------------|-----------|----------|----------|----------|----------|----------|----------|----------|----------|----------|----------|
| <-- | | 1 | 2 | 3 | 4 | 5 | 6 | 7 | 8 | 9 | 10 | 11 | 12 | 13 |
| 0000 | 10 | 0 | 10 | 0 | 0 | 0 | 0 | 0 | 0 | 0 | 0 | 0 | 0 | 0 |
| 0100 | 4 | 0 | 4 | 0 | 0 | 0 | 0 | 0 | 0 | 0 | 0 | 0 | 0 | 0 |
| 0200 | 4 | 0 | 3 | 1 | 0 | 0 | 0 | 0 | 0 | 0 | 0 | 0 | 0 | 0 |
| 0300 | 4 | 0 | 3 | 1 | 0 | 0 | 0 | 0 | 0 | 0 | 0 | 0 | 0 | 0 |
| 0400 | 6 | 0 | 5 | 1 | 0 | 0 | 0 | 0 | 0 | 0 | 0 | 0 | 0 | 0 |
| 0500 | 0 | 0 | 0 | 0 | 0 | 0 | 0 | 0 | 0 | 0 | 0 | 0 | 0 | 0 |
| 0600 | 4 | 0 | 4 | 0 | 0 | 0 | 0 | 0 | 0 | 0 | 0 | 0 | 0 | 0 |
| 0700 | 9 | 0 | 8 | 1 | 0 | 0 | 0 | 0 | 0 | 0 | 0 | 0 | 0 | 0 |
| 0800 | 20 | 0 | 20 | 0 | 0 | 0 | 0 | 0 | 0 | 0 | 0 | 0 | 0 | 0 |
| 0900 | 27 | 0 | 26 | 1 | 0 | 0 | 0 | 0 | 0 | 0 | 0 | 0 | 0 | 0 |
| 1000 | 21 | 0 | 19 | 2 | 0 | 0 | 0 | 0 | 0 | 0 | 0 | 0 | 0 | 0 |
| 1100 | 35 | 0 | 30 | 5 | 0 | 0 | 0 | 0 | 0 | 0 | 0 | 0 | 0 | 0 |
| 1200 | 40 | 0 | 35 | 5 | 0 | 0 | 0 | 0 | 0 | 0 | 0 | 0 | 0 | 0 |
| 1300 | 39 | 0 | 36 | 3 | 0 | 0 | 0 | 0 | 0 | 0 | 0 | 0 | 0 | 0 |
| 1400 | 51 | 0 | 47 | 4 | 0 | 0 | 0 | 0 | 0 | 0 | 0 | 0 | 0 | 0 |
| 1500 | 52 | 0 | 47 | 5 | 0 | 0 | 0 | 0 | 0 | 0 | 0 | 0 | 0 | 0 |
| 1600 | 47 | 0 | 45 | 2 | 0 | 0 | 0 | 0 | 0 | 0 | 0 | 0 | 0 | 0 |
| 1700 | 40 | 0 | 34 | 5 | 0 | 1 | 0 | 0 | 0 | 0 | 0 | 0 | 0 | 0 |
| 1800 | 41 | 0 | 40 | 1 | 0 | 0 | 0 | 0 | 0 | 0 | 0 | 0 | 0 | 0 |
| 1900 | 31 | 0 | 24 | 6 | 0 | 1 | 0 | 0 | 0 | 0 | 0 | 0 | 0 | 0 |
| 2000 | 40 | 0 | 37 | 3 | 0 | 0 | 0 | 0 | 0 | 0 | 0 | 0 | 0 | 0 |
| 2100 | 32 | 0 | 26 | 6 | 0 | 0 | 0 | 0 | 0 | 0 | 0 | 0 | 0 | 0 |
| 2200 | 30 | 0 | 25 | 5 | 0 | 0 | 0 | 0 | 0 | 0 | 0 | 0 | 0 | 0 |
| 2300 | 16 | 0 | 14 | 2 | 0 | 0 | 0 | 0 | 0 | 0 | 0 | 0 | 0 | 0 |
| 07-19 | 422 | 0 | 387 | 34 | 0 | 1 | 0 | 0 | 0 | 0 | 0 | 0 | 0 | 0 |
| 06-22 | 529 | 0 | 478 | 49 | 0 | 2 | 0 | 0 | 0 | 0 | 0 | 0 | 0 | 0 |
| 06-00 | 575 | 0 | 517 | 56 | 0 | 2 | 0 | 0 | 0 | 0 | 0 | 0 | 0 | 0 |
| 00-00 | 603 | 0 | 542 | 59 | 0 | 2 | 0 | 0 | 0 | 0 | 0 | 0 | 0 | 0 |

Peak step 15:00 (52) AM Peak step 11:00 (35) PM Peak step 15:00 (52)

Traffic Data Service -- San Jose, CA Class Report

CustomList-851 -- English (ENU)

Datasets:

Site: [7] SPACE PARK WAY W OF SANTIAGO VILLA ENTRANCE
Data type: Axle sensors - Paired (Class/Speed/Count)

Profile:

Included classes: 1, 2, 3, 4, 5, 6, 7, 8, 9, 10, 11, 12, 13
Speed range: 0 - 100 mph.
Direction: West (bound), P = East, Lane = 0-16
Name: Default Profile
Scheme: Vehicle classification (Scheme F)
Units: Non metric (ft, mi, ft/s, mph, lb, ton)

Column Legend:

0 [Time] 24-hour time (0000 - 2359)
1 [Total] Number in time step
2 [Cls] Class totals

*** Sunday, January 21, 2024**

| Time | Total | Cls 1 | Cls 2 | Cls 3 | Cls 4 | Cls 5 | Cls 6 | Cls 7 | Cls 8 | Cls 9 | Cls 10 | Cls 11 | Cls 12 | Cls 13 |
|--------------|------------|----------|------------|----------|----------|----------|----------|----------|----------|----------|----------|----------|----------|----------|
| <-- | | 1 | 2 | 3 | 4 | 5 | 6 | 7 | 8 | 9 | 10 | 11 | 12 | 13 |
| 0000 | 1 | 0 | 1 | 0 | 0 | 0 | 0 | 0 | 0 | 0 | 0 | 0 | 0 | 0 |
| 0100 | 3 | 0 | 3 | 0 | 0 | 0 | 0 | 0 | 0 | 0 | 0 | 0 | 0 | 0 |
| 0200 | 0 | 0 | 0 | 0 | 0 | 0 | 0 | 0 | 0 | 0 | 0 | 0 | 0 | 0 |
| 0300 | 1 | 0 | 1 | 0 | 0 | 0 | 0 | 0 | 0 | 0 | 0 | 0 | 0 | 0 |
| 0400 | 3 | 0 | 3 | 0 | 0 | 0 | 0 | 0 | 0 | 0 | 0 | 0 | 0 | 0 |
| 0500 | 5 | 0 | 5 | 0 | 0 | 0 | 0 | 0 | 0 | 0 | 0 | 0 | 0 | 0 |
| 0600 | 2 | 0 | 2 | 0 | 0 | 0 | 0 | 0 | 0 | 0 | 0 | 0 | 0 | 0 |
| 0700 | 9 | 0 | 9 | 0 | 0 | 0 | 0 | 0 | 0 | 0 | 0 | 0 | 0 | 0 |
| 0800 | 6 | 0 | 6 | 0 | 0 | 0 | 0 | 0 | 0 | 0 | 0 | 0 | 0 | 0 |
| 0900 | 5 | 0 | 5 | 0 | 0 | 0 | 0 | 0 | 0 | 0 | 0 | 0 | 0 | 0 |
| 1000 | 9 | 0 | 9 | 0 | 0 | 0 | 0 | 0 | 0 | 0 | 0 | 0 | 0 | 0 |
| 1100 | 13 | 0 | 13 | 0 | 0 | 0 | 0 | 0 | 0 | 0 | 0 | 0 | 0 | 0 |
| 1200 | 14 | 1 | 12 | 1 | 0 | 0 | 0 | 0 | 0 | 0 | 0 | 0 | 0 | 0 |
| 1300 | 14 | 1 | 12 | 1 | 0 | 0 | 0 | 0 | 0 | 0 | 0 | 0 | 0 | 0 |
| 1400 | 9 | 0 | 8 | 1 | 0 | 0 | 0 | 0 | 0 | 0 | 0 | 0 | 0 | 0 |
| 1500 | 8 | 0 | 7 | 1 | 0 | 0 | 0 | 0 | 0 | 0 | 0 | 0 | 0 | 0 |
| 1600 | 11 | 0 | 11 | 0 | 0 | 0 | 0 | 0 | 0 | 0 | 0 | 0 | 0 | 0 |
| 1700 | 17 | 0 | 17 | 0 | 0 | 0 | 0 | 0 | 0 | 0 | 0 | 0 | 0 | 0 |
| 1800 | 10 | 0 | 9 | 1 | 0 | 0 | 0 | 0 | 0 | 0 | 0 | 0 | 0 | 0 |
| 1900 | 13 | 0 | 13 | 0 | 0 | 0 | 0 | 0 | 0 | 0 | 0 | 0 | 0 | 0 |
| 2000 | 10 | 0 | 10 | 0 | 0 | 0 | 0 | 0 | 0 | 0 | 0 | 0 | 0 | 0 |
| 2100 | 5 | 0 | 5 | 0 | 0 | 0 | 0 | 0 | 0 | 0 | 0 | 0 | 0 | 0 |
| 2200 | 4 | 0 | 4 | 0 | 0 | 0 | 0 | 0 | 0 | 0 | 0 | 0 | 0 | 0 |
| 2300 | 0 | 0 | 0 | 0 | 0 | 0 | 0 | 0 | 0 | 0 | 0 | 0 | 0 | 0 |
| 07-19 | 125 | 2 | 118 | 5 | 0 | 0 | 0 | 0 | 0 | 0 | 0 | 0 | 0 | 0 |
| 06-22 | 155 | 2 | 148 | 5 | 0 | 0 | 0 | 0 | 0 | 0 | 0 | 0 | 0 | 0 |
| 06-00 | 159 | 2 | 152 | 5 | 0 | 0 | 0 | 0 | 0 | 0 | 0 | 0 | 0 | 0 |
| 00-00 | 172 | 2 | 165 | 5 | 0 | 0 | 0 | 0 | 0 | 0 | 0 | 0 | 0 | 0 |

Peak step 17:00 (17) AM Peak step 11:00 (13) PM Peak step 17:00 (17)

*** Monday, January 22, 2024**

| Time | Total | Cls 1 | Cls 2 | Cls 3 | Cls 4 | Cls 5 | Cls 6 | Cls 7 | Cls 8 | Cls 9 | Cls 10 | Cls 11 | Cls 12 | Cls 13 |
|--------------|------------|----------|------------|-----------|----------|----------|----------|----------|----------|----------|----------|----------|----------|----------|
| <-- | | 1 | 2 | 3 | 4 | 5 | 6 | 7 | 8 | 9 | 10 | 11 | 12 | 13 |
| 0000 | 0 | 0 | 0 | 0 | 0 | 0 | 0 | 0 | 0 | 0 | 0 | 0 | 0 | 0 |
| 0100 | 1 | 0 | 1 | 0 | 0 | 0 | 0 | 0 | 0 | 0 | 0 | 0 | 0 | 0 |
| 0200 | 0 | 0 | 0 | 0 | 0 | 0 | 0 | 0 | 0 | 0 | 0 | 0 | 0 | 0 |
| 0300 | 0 | 0 | 0 | 0 | 0 | 0 | 0 | 0 | 0 | 0 | 0 | 0 | 0 | 0 |
| 0400 | 0 | 0 | 0 | 0 | 0 | 0 | 0 | 0 | 0 | 0 | 0 | 0 | 0 | 0 |
| 0500 | 5 | 0 | 4 | 1 | 0 | 0 | 0 | 0 | 0 | 0 | 0 | 0 | 0 | 0 |
| 0600 | 4 | 0 | 4 | 0 | 0 | 0 | 0 | 0 | 0 | 0 | 0 | 0 | 0 | 0 |
| 0700 | 10 | 0 | 9 | 1 | 0 | 0 | 0 | 0 | 0 | 0 | 0 | 0 | 0 | 0 |
| 0800 | 9 | 0 | 9 | 0 | 0 | 0 | 0 | 0 | 0 | 0 | 0 | 0 | 0 | 0 |
| 0900 | 15 | 2 | 9 | 4 | 0 | 0 | 0 | 0 | 0 | 0 | 0 | 0 | 0 | 0 |
| 1000 | 8 | 0 | 8 | 0 | 0 | 0 | 0 | 0 | 0 | 0 | 0 | 0 | 0 | 0 |
| 1100 | 10 | 0 | 6 | 4 | 0 | 0 | 0 | 0 | 0 | 0 | 0 | 0 | 0 | 0 |
| 1200 | 10 | 0 | 8 | 2 | 0 | 0 | 0 | 0 | 0 | 0 | 0 | 0 | 0 | 0 |
| 1300 | 19 | 0 | 16 | 3 | 0 | 0 | 0 | 0 | 0 | 0 | 0 | 0 | 0 | 0 |
| 1400 | 11 | 0 | 10 | 1 | 0 | 0 | 0 | 0 | 0 | 0 | 0 | 0 | 0 | 0 |
| 1500 | 6 | 0 | 5 | 1 | 0 | 0 | 0 | 0 | 0 | 0 | 0 | 0 | 0 | 0 |
| 1600 | 7 | 0 | 7 | 0 | 0 | 0 | 0 | 0 | 0 | 0 | 0 | 0 | 0 | 0 |
| 1700 | 12 | 0 | 12 | 0 | 0 | 0 | 0 | 0 | 0 | 0 | 0 | 0 | 0 | 0 |
| 1800 | 16 | 0 | 15 | 1 | 0 | 0 | 0 | 0 | 0 | 0 | 0 | 0 | 0 | 0 |
| 1900 | 6 | 0 | 6 | 0 | 0 | 0 | 0 | 0 | 0 | 0 | 0 | 0 | 0 | 0 |
| 2000 | 14 | 0 | 13 | 1 | 0 | 0 | 0 | 0 | 0 | 0 | 0 | 0 | 0 | 0 |
| 2100 | 6 | 0 | 6 | 0 | 0 | 0 | 0 | 0 | 0 | 0 | 0 | 0 | 0 | 0 |
| 2200 | 7 | 0 | 7 | 0 | 0 | 0 | 0 | 0 | 0 | 0 | 0 | 0 | 0 | 0 |
| 2300 | 1 | 0 | 1 | 0 | 0 | 0 | 0 | 0 | 0 | 0 | 0 | 0 | 0 | 0 |
| 07-19 | 133 | 2 | 114 | 17 | 0 | 0 | 0 | 0 | 0 | 0 | 0 | 0 | 0 | 0 |
| 06-22 | 163 | 2 | 143 | 18 | 0 | 0 | 0 | 0 | 0 | 0 | 0 | 0 | 0 | 0 |
| 06-00 | 171 | 2 | 151 | 18 | 0 | 0 | 0 | 0 | 0 | 0 | 0 | 0 | 0 | 0 |
| 00-00 | 177 | 2 | 156 | 19 | 0 | 0 | 0 | 0 | 0 | 0 | 0 | 0 | 0 | 0 |

Peak step 13:00 (19) AM Peak step 9:00 (15) PM Peak step 13:00 (19)

*** Tuesday, January 23, 2024**

| Time | Total | Cls 1 | Cls 2 | Cls 3 | Cls 4 | Cls 5 | Cls 6 | Cls 7 | Cls 8 | Cls 9 | Cls 10 | Cls 11 | Cls 12 | Cls 13 |
|--------------|------------|----------|------------|----------|----------|----------|----------|----------|----------|----------|----------|----------|----------|----------|
| <-- | | 1 | 2 | 3 | 4 | 5 | 6 | 7 | 8 | 9 | 10 | 11 | 12 | 13 |
| 0000 | 1 | 0 | 1 | 0 | 0 | 0 | 0 | 0 | 0 | 0 | 0 | 0 | 0 | 0 |
| 0100 | 0 | 0 | 0 | 0 | 0 | 0 | 0 | 0 | 0 | 0 | 0 | 0 | 0 | 0 |
| 0200 | 0 | 0 | 0 | 0 | 0 | 0 | 0 | 0 | 0 | 0 | 0 | 0 | 0 | 0 |
| 0300 | 2 | 0 | 2 | 0 | 0 | 0 | 0 | 0 | 0 | 0 | 0 | 0 | 0 | 0 |
| 0400 | 2 | 0 | 2 | 0 | 0 | 0 | 0 | 0 | 0 | 0 | 0 | 0 | 0 | 0 |
| 0500 | 8 | 0 | 8 | 0 | 0 | 0 | 0 | 0 | 0 | 0 | 0 | 0 | 0 | 0 |
| 0600 | 5 | 0 | 5 | 0 | 0 | 0 | 0 | 0 | 0 | 0 | 0 | 0 | 0 | 0 |
| 0700 | 13 | 0 | 12 | 1 | 0 | 0 | 0 | 0 | 0 | 0 | 0 | 0 | 0 | 0 |
| 0800 | 13 | 0 | 12 | 1 | 0 | 0 | 0 | 0 | 0 | 0 | 0 | 0 | 0 | 0 |
| 0900 | 18 | 1 | 17 | 0 | 0 | 0 | 0 | 0 | 0 | 0 | 0 | 0 | 0 | 0 |
| 1000 | 10 | 0 | 9 | 0 | 0 | 1 | 0 | 0 | 0 | 0 | 0 | 0 | 0 | 0 |
| 1100 | 9 | 1 | 8 | 0 | 0 | 0 | 0 | 0 | 0 | 0 | 0 | 0 | 0 | 0 |
| 1200 | 12 | 0 | 12 | 0 | 0 | 0 | 0 | 0 | 0 | 0 | 0 | 0 | 0 | 0 |
| 1300 | 10 | 0 | 9 | 1 | 0 | 0 | 0 | 0 | 0 | 0 | 0 | 0 | 0 | 0 |
| 1400 | 15 | 0 | 15 | 0 | 0 | 0 | 0 | 0 | 0 | 0 | 0 | 0 | 0 | 0 |
| 1500 | 7 | 0 | 7 | 0 | 0 | 0 | 0 | 0 | 0 | 0 | 0 | 0 | 0 | 0 |
| 1600 | 9 | 0 | 8 | 1 | 0 | 0 | 0 | 0 | 0 | 0 | 0 | 0 | 0 | 0 |
| 1700 | 9 | 0 | 9 | 0 | 0 | 0 | 0 | 0 | 0 | 0 | 0 | 0 | 0 | 0 |
| 1800 | 11 | 0 | 11 | 0 | 0 | 0 | 0 | 0 | 0 | 0 | 0 | 0 | 0 | 0 |
| 1900 | 13 | 0 | 12 | 1 | 0 | 0 | 0 | 0 | 0 | 0 | 0 | 0 | 0 | 0 |
| 2000 | 11 | 0 | 11 | 0 | 0 | 0 | 0 | 0 | 0 | 0 | 0 | 0 | 0 | 0 |
| 2100 | 6 | 0 | 6 | 0 | 0 | 0 | 0 | 0 | 0 | 0 | 0 | 0 | 0 | 0 |
| 2200 | 5 | 0 | 5 | 0 | 0 | 0 | 0 | 0 | 0 | 0 | 0 | 0 | 0 | 0 |
| 2300 | 2 | 0 | 2 | 0 | 0 | 0 | 0 | 0 | 0 | 0 | 0 | 0 | 0 | 0 |
| 07-19 | 136 | 2 | 129 | 4 | 0 | 1 | 0 | 0 | 0 | 0 | 0 | 0 | 0 | 0 |
| 06-22 | 171 | 2 | 163 | 5 | 0 | 1 | 0 | 0 | 0 | 0 | 0 | 0 | 0 | 0 |
| 06-00 | 178 | 2 | 170 | 5 | 0 | 1 | 0 | 0 | 0 | 0 | 0 | 0 | 0 | 0 |
| 00-00 | 191 | 2 | 183 | 5 | 0 | 1 | 0 | 0 | 0 | 0 | 0 | 0 | 0 | 0 |

Peak step 9:00 (18) AM Peak step 9:00 (18) PM Peak step 14:00 (15)

*** Wednesday, January 24, 2024**

| Time | Total | Cls | Cls | Cls | Cls | Cls | Cls | Cls | Cls | Cls | Cls | Cls | Cls | Cls |
|--------------|------------|----------|------------|-----------|----------|----------|----------|----------|----------|----------|----------|----------|----------|----------|
| <-- | | 1 | 2 | 3 | 4 | 5 | 6 | 7 | 8 | 9 | 10 | 11 | 12 | 13 |
| 0000 | 3 | 0 | 2 | 1 | 0 | 0 | 0 | 0 | 0 | 0 | 0 | 0 | 0 | 0 |
| 0100 | 0 | 0 | 0 | 0 | 0 | 0 | 0 | 0 | 0 | 0 | 0 | 0 | 0 | 0 |
| 0200 | 1 | 0 | 1 | 0 | 0 | 0 | 0 | 0 | 0 | 0 | 0 | 0 | 0 | 0 |
| 0300 | 0 | 0 | 0 | 0 | 0 | 0 | 0 | 0 | 0 | 0 | 0 | 0 | 0 | 0 |
| 0400 | 2 | 0 | 2 | 0 | 0 | 0 | 0 | 0 | 0 | 0 | 0 | 0 | 0 | 0 |
| 0500 | 4 | 0 | 4 | 0 | 0 | 0 | 0 | 0 | 0 | 0 | 0 | 0 | 0 | 0 |
| 0600 | 8 | 0 | 7 | 1 | 0 | 0 | 0 | 0 | 0 | 0 | 0 | 0 | 0 | 0 |
| 0700 | 12 | 0 | 11 | 1 | 0 | 0 | 0 | 0 | 0 | 0 | 0 | 0 | 0 | 0 |
| 0800 | 9 | 0 | 9 | 0 | 0 | 0 | 0 | 0 | 0 | 0 | 0 | 0 | 0 | 0 |
| 0900 | 12 | 0 | 11 | 1 | 0 | 0 | 0 | 0 | 0 | 0 | 0 | 0 | 0 | 0 |
| 1000 | 11 | 0 | 10 | 1 | 0 | 0 | 0 | 0 | 0 | 0 | 0 | 0 | 0 | 0 |
| 1100 | 16 | 1 | 13 | 2 | 0 | 0 | 0 | 0 | 0 | 0 | 0 | 0 | 0 | 0 |
| 1200 | 12 | 0 | 11 | 1 | 0 | 0 | 0 | 0 | 0 | 0 | 0 | 0 | 0 | 0 |
| 1300 | 9 | 0 | 7 | 2 | 0 | 0 | 0 | 0 | 0 | 0 | 0 | 0 | 0 | 0 |
| 1400 | 13 | 0 | 12 | 1 | 0 | 0 | 0 | 0 | 0 | 0 | 0 | 0 | 0 | 0 |
| 1500 | 14 | 0 | 14 | 0 | 0 | 0 | 0 | 0 | 0 | 0 | 0 | 0 | 0 | 0 |
| 1600 | 13 | 0 | 13 | 0 | 0 | 0 | 0 | 0 | 0 | 0 | 0 | 0 | 0 | 0 |
| 1700 | 12 | 0 | 12 | 0 | 0 | 0 | 0 | 0 | 0 | 0 | 0 | 0 | 0 | 0 |
| 1800 | 12 | 0 | 12 | 0 | 0 | 0 | 0 | 0 | 0 | 0 | 0 | 0 | 0 | 0 |
| 1900 | 13 | 0 | 13 | 0 | 0 | 0 | 0 | 0 | 0 | 0 | 0 | 0 | 0 | 0 |
| 2000 | 6 | 0 | 6 | 0 | 0 | 0 | 0 | 0 | 0 | 0 | 0 | 0 | 0 | 0 |
| 2100 | 7 | 0 | 7 | 0 | 0 | 0 | 0 | 0 | 0 | 0 | 0 | 0 | 0 | 0 |
| 2200 | 7 | 0 | 6 | 1 | 0 | 0 | 0 | 0 | 0 | 0 | 0 | 0 | 0 | 0 |
| 2300 | 3 | 0 | 3 | 0 | 0 | 0 | 0 | 0 | 0 | 0 | 0 | 0 | 0 | 0 |
| 07-19 | 145 | 1 | 135 | 9 | 0 | 0 | 0 | 0 | 0 | 0 | 0 | 0 | 0 | 0 |
| 06-22 | 179 | 1 | 168 | 10 | 0 | 0 | 0 | 0 | 0 | 0 | 0 | 0 | 0 | 0 |
| 06-00 | 189 | 1 | 177 | 11 | 0 | 0 | 0 | 0 | 0 | 0 | 0 | 0 | 0 | 0 |
| 00-00 | 199 | 1 | 186 | 12 | 0 | 0 | 0 | 0 | 0 | 0 | 0 | 0 | 0 | 0 |

Peak step 11:00 (16) AM Peak step 11:00 (16) PM Peak step 15:00 (14)

*** Thursday, January 25, 2024**

| Time | Total | Cls | Cls | Cls | Cls | Cls | Cls | Cls | Cls | Cls | Cls | Cls | Cls | Cls |
|--------------|------------|----------|------------|----------|----------|----------|----------|----------|----------|----------|----------|----------|----------|----------|
| <-- | | 1 | 2 | 3 | 4 | 5 | 6 | 7 | 8 | 9 | 10 | 11 | 12 | 13 |
| 0000 | 1 | 0 | 1 | 0 | 0 | 0 | 0 | 0 | 0 | 0 | 0 | 0 | 0 | 0 |
| 0100 | 1 | 0 | 1 | 0 | 0 | 0 | 0 | 0 | 0 | 0 | 0 | 0 | 0 | 0 |
| 0200 | 0 | 0 | 0 | 0 | 0 | 0 | 0 | 0 | 0 | 0 | 0 | 0 | 0 | 0 |
| 0300 | 1 | 0 | 1 | 0 | 0 | 0 | 0 | 0 | 0 | 0 | 0 | 0 | 0 | 0 |
| 0400 | 2 | 0 | 2 | 0 | 0 | 0 | 0 | 0 | 0 | 0 | 0 | 0 | 0 | 0 |
| 0500 | 6 | 0 | 6 | 0 | 0 | 0 | 0 | 0 | 0 | 0 | 0 | 0 | 0 | 0 |
| 0600 | 3 | 0 | 3 | 0 | 0 | 0 | 0 | 0 | 0 | 0 | 0 | 0 | 0 | 0 |
| 0700 | 10 | 0 | 9 | 0 | 1 | 0 | 0 | 0 | 0 | 0 | 0 | 0 | 0 | 0 |
| 0800 | 15 | 1 | 13 | 0 | 0 | 0 | 1 | 0 | 0 | 0 | 0 | 0 | 0 | 0 |
| 0900 | 12 | 0 | 11 | 1 | 0 | 0 | 0 | 0 | 0 | 0 | 0 | 0 | 0 | 0 |
| 1000 | 13 | 0 | 13 | 0 | 0 | 0 | 0 | 0 | 0 | 0 | 0 | 0 | 0 | 0 |
| 1100 | 13 | 1 | 11 | 0 | 0 | 0 | 1 | 0 | 0 | 0 | 0 | 0 | 0 | 0 |
| 1200 | 11 | 0 | 10 | 0 | 0 | 0 | 1 | 0 | 0 | 0 | 0 | 0 | 0 | 0 |
| 1300 | 10 | 0 | 9 | 0 | 0 | 1 | 0 | 0 | 0 | 0 | 0 | 0 | 0 | 0 |
| 1400 | 7 | 0 | 6 | 1 | 0 | 0 | 0 | 0 | 0 | 0 | 0 | 0 | 0 | 0 |
| 1500 | 9 | 0 | 9 | 0 | 0 | 0 | 0 | 0 | 0 | 0 | 0 | 0 | 0 | 0 |
| 1600 | 18 | 0 | 18 | 0 | 0 | 0 | 0 | 0 | 0 | 0 | 0 | 0 | 0 | 0 |
| 1700 | 4 | 1 | 2 | 1 | 0 | 0 | 0 | 0 | 0 | 0 | 0 | 0 | 0 | 0 |
| 1800 | 15 | 0 | 15 | 0 | 0 | 0 | 0 | 0 | 0 | 0 | 0 | 0 | 0 | 0 |
| 1900 | 12 | 0 | 11 | 1 | 0 | 0 | 0 | 0 | 0 | 0 | 0 | 0 | 0 | 0 |
| 2000 | 7 | 0 | 6 | 1 | 0 | 0 | 0 | 0 | 0 | 0 | 0 | 0 | 0 | 0 |
| 2100 | 15 | 0 | 15 | 0 | 0 | 0 | 0 | 0 | 0 | 0 | 0 | 0 | 0 | 0 |
| 2200 | 5 | 0 | 5 | 0 | 0 | 0 | 0 | 0 | 0 | 0 | 0 | 0 | 0 | 0 |
| 2300 | 1 | 0 | 1 | 0 | 0 | 0 | 0 | 0 | 0 | 0 | 0 | 0 | 0 | 0 |
| 07-19 | 137 | 3 | 126 | 3 | 1 | 1 | 3 | 0 | 0 | 0 | 0 | 0 | 0 | 0 |
| 06-22 | 174 | 3 | 161 | 5 | 1 | 1 | 3 | 0 | 0 | 0 | 0 | 0 | 0 | 0 |
| 06-00 | 180 | 3 | 167 | 5 | 1 | 1 | 3 | 0 | 0 | 0 | 0 | 0 | 0 | 0 |
| 00-00 | 191 | 3 | 178 | 5 | 1 | 1 | 3 | 0 | 0 | 0 | 0 | 0 | 0 | 0 |

Peak step 16:00 (18) AM Peak step 8:00 (15) PM Peak step 16:00 (18)

*** Friday, January 26, 2024**

| Time | Total | Cls 1 | Cls 2 | Cls 3 | Cls 4 | Cls 5 | Cls 6 | Cls 7 | Cls 8 | Cls 9 | Cls 10 | Cls 11 | Cls 12 | Cls 13 |
|--------------|------------|----------|------------|----------|----------|----------|----------|----------|----------|----------|----------|----------|----------|----------|
| <-- | | 1 | 2 | 3 | 4 | 5 | 6 | 7 | 8 | 9 | 10 | 11 | 12 | 13 |
| 0000 | 1 | 0 | 1 | 0 | 0 | 0 | 0 | 0 | 0 | 0 | 0 | 0 | 0 | 0 |
| 0100 | 3 | 0 | 3 | 0 | 0 | 0 | 0 | 0 | 0 | 0 | 0 | 0 | 0 | 0 |
| 0200 | 0 | 0 | 0 | 0 | 0 | 0 | 0 | 0 | 0 | 0 | 0 | 0 | 0 | 0 |
| 0300 | 1 | 0 | 1 | 0 | 0 | 0 | 0 | 0 | 0 | 0 | 0 | 0 | 0 | 0 |
| 0400 | 0 | 0 | 0 | 0 | 0 | 0 | 0 | 0 | 0 | 0 | 0 | 0 | 0 | 0 |
| 0500 | 3 | 0 | 3 | 0 | 0 | 0 | 0 | 0 | 0 | 0 | 0 | 0 | 0 | 0 |
| 0600 | 4 | 0 | 4 | 0 | 0 | 0 | 0 | 0 | 0 | 0 | 0 | 0 | 0 | 0 |
| 0700 | 12 | 0 | 12 | 0 | 0 | 0 | 0 | 0 | 0 | 0 | 0 | 0 | 0 | 0 |
| 0800 | 7 | 1 | 6 | 0 | 0 | 0 | 0 | 0 | 0 | 0 | 0 | 0 | 0 | 0 |
| 0900 | 11 | 0 | 11 | 0 | 0 | 0 | 0 | 0 | 0 | 0 | 0 | 0 | 0 | 0 |
| 1000 | 12 | 1 | 11 | 0 | 0 | 0 | 0 | 0 | 0 | 0 | 0 | 0 | 0 | 0 |
| 1100 | 19 | 2 | 17 | 0 | 0 | 0 | 0 | 0 | 0 | 0 | 0 | 0 | 0 | 0 |
| 1200 | 13 | 0 | 12 | 0 | 0 | 0 | 1 | 0 | 0 | 0 | 0 | 0 | 0 | 0 |
| 1300 | 17 | 0 | 16 | 1 | 0 | 0 | 0 | 0 | 0 | 0 | 0 | 0 | 0 | 0 |
| 1400 | 12 | 0 | 12 | 0 | 0 | 0 | 0 | 0 | 0 | 0 | 0 | 0 | 0 | 0 |
| 1500 | 9 | 1 | 8 | 0 | 0 | 0 | 0 | 0 | 0 | 0 | 0 | 0 | 0 | 0 |
| 1600 | 12 | 0 | 12 | 0 | 0 | 0 | 0 | 0 | 0 | 0 | 0 | 0 | 0 | 0 |
| 1700 | 6 | 0 | 6 | 0 | 0 | 0 | 0 | 0 | 0 | 0 | 0 | 0 | 0 | 0 |
| 1800 | 18 | 0 | 18 | 0 | 0 | 0 | 0 | 0 | 0 | 0 | 0 | 0 | 0 | 0 |
| 1900 | 10 | 0 | 10 | 0 | 0 | 0 | 0 | 0 | 0 | 0 | 0 | 0 | 0 | 0 |
| 2000 | 13 | 0 | 12 | 1 | 0 | 0 | 0 | 0 | 0 | 0 | 0 | 0 | 0 | 0 |
| 2100 | 8 | 0 | 8 | 0 | 0 | 0 | 0 | 0 | 0 | 0 | 0 | 0 | 0 | 0 |
| 2200 | 6 | 0 | 6 | 0 | 0 | 0 | 0 | 0 | 0 | 0 | 0 | 0 | 0 | 0 |
| 2300 | 9 | 0 | 9 | 0 | 0 | 0 | 0 | 0 | 0 | 0 | 0 | 0 | 0 | 0 |
| 07-19 | 148 | 5 | 141 | 1 | 0 | 0 | 1 | 0 | 0 | 0 | 0 | 0 | 0 | 0 |
| 06-22 | 183 | 5 | 175 | 2 | 0 | 0 | 1 | 0 | 0 | 0 | 0 | 0 | 0 | 0 |
| 06-00 | 198 | 5 | 190 | 2 | 0 | 0 | 1 | 0 | 0 | 0 | 0 | 0 | 0 | 0 |
| 00-00 | 206 | 5 | 198 | 2 | 0 | 0 | 1 | 0 | 0 | 0 | 0 | 0 | 0 | 0 |

Peak step 11:00 (19) AM Peak step 11:00 (19) PM Peak step 18:00 (18)

*** Saturday, January 27, 2024**

| Time | Total | Cls 1 | Cls 2 | Cls 3 | Cls 4 | Cls 5 | Cls 6 | Cls 7 | Cls 8 | Cls 9 | Cls 10 | Cls 11 | Cls 12 | Cls 13 |
|--------------|------------|----------|------------|----------|----------|----------|----------|----------|----------|----------|----------|----------|----------|----------|
| <-- | | 1 | 2 | 3 | 4 | 5 | 6 | 7 | 8 | 9 | 10 | 11 | 12 | 13 |
| 0000 | 1 | 0 | 1 | 0 | 0 | 0 | 0 | 0 | 0 | 0 | 0 | 0 | 0 | 0 |
| 0100 | 2 | 0 | 2 | 0 | 0 | 0 | 0 | 0 | 0 | 0 | 0 | 0 | 0 | 0 |
| 0200 | 1 | 0 | 1 | 0 | 0 | 0 | 0 | 0 | 0 | 0 | 0 | 0 | 0 | 0 |
| 0300 | 2 | 0 | 2 | 0 | 0 | 0 | 0 | 0 | 0 | 0 | 0 | 0 | 0 | 0 |
| 0400 | 2 | 0 | 2 | 0 | 0 | 0 | 0 | 0 | 0 | 0 | 0 | 0 | 0 | 0 |
| 0500 | 2 | 0 | 2 | 0 | 0 | 0 | 0 | 0 | 0 | 0 | 0 | 0 | 0 | 0 |
| 0600 | 6 | 0 | 5 | 1 | 0 | 0 | 0 | 0 | 0 | 0 | 0 | 0 | 0 | 0 |
| 0700 | 3 | 0 | 3 | 0 | 0 | 0 | 0 | 0 | 0 | 0 | 0 | 0 | 0 | 0 |
| 0800 | 6 | 0 | 6 | 0 | 0 | 0 | 0 | 0 | 0 | 0 | 0 | 0 | 0 | 0 |
| 0900 | 7 | 0 | 7 | 0 | 0 | 0 | 0 | 0 | 0 | 0 | 0 | 0 | 0 | 0 |
| 1000 | 9 | 0 | 8 | 1 | 0 | 0 | 0 | 0 | 0 | 0 | 0 | 0 | 0 | 0 |
| 1100 | 17 | 0 | 15 | 2 | 0 | 0 | 0 | 0 | 0 | 0 | 0 | 0 | 0 | 0 |
| 1200 | 9 | 0 | 9 | 0 | 0 | 0 | 0 | 0 | 0 | 0 | 0 | 0 | 0 | 0 |
| 1300 | 13 | 0 | 13 | 0 | 0 | 0 | 0 | 0 | 0 | 0 | 0 | 0 | 0 | 0 |
| 1400 | 19 | 0 | 19 | 0 | 0 | 0 | 0 | 0 | 0 | 0 | 0 | 0 | 0 | 0 |
| 1500 | 13 | 0 | 13 | 0 | 0 | 0 | 0 | 0 | 0 | 0 | 0 | 0 | 0 | 0 |
| 1600 | 20 | 0 | 19 | 1 | 0 | 0 | 0 | 0 | 0 | 0 | 0 | 0 | 0 | 0 |
| 1700 | 14 | 0 | 14 | 0 | 0 | 0 | 0 | 0 | 0 | 0 | 0 | 0 | 0 | 0 |
| 1800 | 10 | 0 | 10 | 0 | 0 | 0 | 0 | 0 | 0 | 0 | 0 | 0 | 0 | 0 |
| 1900 | 14 | 0 | 14 | 0 | 0 | 0 | 0 | 0 | 0 | 0 | 0 | 0 | 0 | 0 |
| 2000 | 19 | 0 | 19 | 0 | 0 | 0 | 0 | 0 | 0 | 0 | 0 | 0 | 0 | 0 |
| 2100 | 13 | 0 | 13 | 0 | 0 | 0 | 0 | 0 | 0 | 0 | 0 | 0 | 0 | 0 |
| 2200 | 8 | 0 | 8 | 0 | 0 | 0 | 0 | 0 | 0 | 0 | 0 | 0 | 0 | 0 |
| 2300 | 4 | 0 | 4 | 0 | 0 | 0 | 0 | 0 | 0 | 0 | 0 | 0 | 0 | 0 |
| 07-19 | 140 | 0 | 136 | 4 | 0 | 0 | 0 | 0 | 0 | 0 | 0 | 0 | 0 | 0 |
| 06-22 | 192 | 0 | 187 | 5 | 0 | 0 | 0 | 0 | 0 | 0 | 0 | 0 | 0 | 0 |
| 06-00 | 204 | 0 | 199 | 5 | 0 | 0 | 0 | 0 | 0 | 0 | 0 | 0 | 0 | 0 |
| 00-00 | 214 | 0 | 209 | 5 | 0 | 0 | 0 | 0 | 0 | 0 | 0 | 0 | 0 | 0 |

Peak step 16:00 (20) AM Peak step 11:00 (17) PM Peak step 16:00 (20)

*** Sunday, January 28, 2024**

| Time | Total | Cls 1 | Cls 2 | Cls 3 | Cls 4 | Cls 5 | Cls 6 | Cls 7 | Cls 8 | Cls 9 | Cls 10 | Cls 11 | Cls 12 | Cls 13 |
|--------------|------------|----------|------------|----------|----------|----------|----------|----------|----------|----------|----------|----------|----------|----------|
| <-- | | 1 | 2 | 3 | 4 | 5 | 6 | 7 | 8 | 9 | 10 | 11 | 12 | 13 |
| 0000 | 2 | 0 | 2 | 0 | 0 | 0 | 0 | 0 | 0 | 0 | 0 | 0 | 0 | 0 |
| 0100 | 1 | 0 | 1 | 0 | 0 | 0 | 0 | 0 | 0 | 0 | 0 | 0 | 0 | 0 |
| 0200 | 1 | 0 | 1 | 0 | 0 | 0 | 0 | 0 | 0 | 0 | 0 | 0 | 0 | 0 |
| 0300 | 0 | 0 | 0 | 0 | 0 | 0 | 0 | 0 | 0 | 0 | 0 | 0 | 0 | 0 |
| 0400 | 2 | 0 | 2 | 0 | 0 | 0 | 0 | 0 | 0 | 0 | 0 | 0 | 0 | 0 |
| 0500 | 4 | 0 | 4 | 0 | 0 | 0 | 0 | 0 | 0 | 0 | 0 | 0 | 0 | 0 |
| 0600 | 4 | 0 | 4 | 0 | 0 | 0 | 0 | 0 | 0 | 0 | 0 | 0 | 0 | 0 |
| 0700 | 2 | 0 | 2 | 0 | 0 | 0 | 0 | 0 | 0 | 0 | 0 | 0 | 0 | 0 |
| 0800 | 10 | 0 | 10 | 0 | 0 | 0 | 0 | 0 | 0 | 0 | 0 | 0 | 0 | 0 |
| 0900 | 8 | 1 | 6 | 1 | 0 | 0 | 0 | 0 | 0 | 0 | 0 | 0 | 0 | 0 |
| 1000 | 10 | 0 | 8 | 2 | 0 | 0 | 0 | 0 | 0 | 0 | 0 | 0 | 0 | 0 |
| 1100 | 13 | 1 | 12 | 0 | 0 | 0 | 0 | 0 | 0 | 0 | 0 | 0 | 0 | 0 |
| 1200 | 15 | 0 | 15 | 0 | 0 | 0 | 0 | 0 | 0 | 0 | 0 | 0 | 0 | 0 |
| 1300 | 10 | 0 | 10 | 0 | 0 | 0 | 0 | 0 | 0 | 0 | 0 | 0 | 0 | 0 |
| 1400 | 12 | 0 | 12 | 0 | 0 | 0 | 0 | 0 | 0 | 0 | 0 | 0 | 0 | 0 |
| 1500 | 7 | 0 | 7 | 0 | 0 | 0 | 0 | 0 | 0 | 0 | 0 | 0 | 0 | 0 |
| 1600 | 17 | 0 | 17 | 0 | 0 | 0 | 0 | 0 | 0 | 0 | 0 | 0 | 0 | 0 |
| 1700 | 11 | 0 | 11 | 0 | 0 | 0 | 0 | 0 | 0 | 0 | 0 | 0 | 0 | 0 |
| 1800 | 8 | 0 | 7 | 1 | 0 | 0 | 0 | 0 | 0 | 0 | 0 | 0 | 0 | 0 |
| 1900 | 12 | 0 | 12 | 0 | 0 | 0 | 0 | 0 | 0 | 0 | 0 | 0 | 0 | 0 |
| 2000 | 13 | 0 | 13 | 0 | 0 | 0 | 0 | 0 | 0 | 0 | 0 | 0 | 0 | 0 |
| 2100 | 10 | 0 | 10 | 0 | 0 | 0 | 0 | 0 | 0 | 0 | 0 | 0 | 0 | 0 |
| 2200 | 6 | 0 | 6 | 0 | 0 | 0 | 0 | 0 | 0 | 0 | 0 | 0 | 0 | 0 |
| 2300 | 1 | 0 | 1 | 0 | 0 | 0 | 0 | 0 | 0 | 0 | 0 | 0 | 0 | 0 |
| 07-19 | 123 | 2 | 117 | 4 | 0 | 0 | 0 | 0 | 0 | 0 | 0 | 0 | 0 | 0 |
| 06-22 | 162 | 2 | 156 | 4 | 0 | 0 | 0 | 0 | 0 | 0 | 0 | 0 | 0 | 0 |
| 06-00 | 169 | 2 | 163 | 4 | 0 | 0 | 0 | 0 | 0 | 0 | 0 | 0 | 0 | 0 |
| 00-00 | 179 | 2 | 173 | 4 | 0 | 0 | 0 | 0 | 0 | 0 | 0 | 0 | 0 | 0 |

Peak step 16:00 (17) AM Peak step 11:00 (13) PM Peak step 16:00 (17)

*** Monday, January 29, 2024**

| Time | Total | Cls 1 | Cls 2 | Cls 3 | Cls 4 | Cls 5 | Cls 6 | Cls 7 | Cls 8 | Cls 9 | Cls 10 | Cls 11 | Cls 12 | Cls 13 |
|--------------|------------|----------|------------|----------|----------|----------|----------|----------|----------|----------|----------|----------|----------|----------|
| <-- | | 1 | 2 | 3 | 4 | 5 | 6 | 7 | 8 | 9 | 10 | 11 | 12 | 13 |
| 0000 | 1 | 0 | 1 | 0 | 0 | 0 | 0 | 0 | 0 | 0 | 0 | 0 | 0 | 0 |
| 0100 | 0 | 0 | 0 | 0 | 0 | 0 | 0 | 0 | 0 | 0 | 0 | 0 | 0 | 0 |
| 0200 | 0 | 0 | 0 | 0 | 0 | 0 | 0 | 0 | 0 | 0 | 0 | 0 | 0 | 0 |
| 0300 | 1 | 0 | 1 | 0 | 0 | 0 | 0 | 0 | 0 | 0 | 0 | 0 | 0 | 0 |
| 0400 | 2 | 0 | 2 | 0 | 0 | 0 | 0 | 0 | 0 | 0 | 0 | 0 | 0 | 0 |
| 0500 | 5 | 0 | 5 | 0 | 0 | 0 | 0 | 0 | 0 | 0 | 0 | 0 | 0 | 0 |
| 0600 | 2 | 0 | 2 | 0 | 0 | 0 | 0 | 0 | 0 | 0 | 0 | 0 | 0 | 0 |
| 0700 | 9 | 0 | 8 | 1 | 0 | 0 | 0 | 0 | 0 | 0 | 0 | 0 | 0 | 0 |
| 0800 | 11 | 1 | 10 | 0 | 0 | 0 | 0 | 0 | 0 | 0 | 0 | 0 | 0 | 0 |
| 0900 | 7 | 0 | 6 | 1 | 0 | 0 | 0 | 0 | 0 | 0 | 0 | 0 | 0 | 0 |
| 1000 | 10 | 0 | 10 | 0 | 0 | 0 | 0 | 0 | 0 | 0 | 0 | 0 | 0 | 0 |
| 1100 | 9 | 1 | 8 | 0 | 0 | 0 | 0 | 0 | 0 | 0 | 0 | 0 | 0 | 0 |
| 1200 | 11 | 1 | 10 | 0 | 0 | 0 | 0 | 0 | 0 | 0 | 0 | 0 | 0 | 0 |
| 1300 | 13 | 0 | 12 | 1 | 0 | 0 | 0 | 0 | 0 | 0 | 0 | 0 | 0 | 0 |
| 1400 | 11 | 0 | 10 | 1 | 0 | 0 | 0 | 0 | 0 | 0 | 0 | 0 | 0 | 0 |
| 1500 | 13 | 0 | 13 | 0 | 0 | 0 | 0 | 0 | 0 | 0 | 0 | 0 | 0 | 0 |
| 1600 | 8 | 0 | 7 | 1 | 0 | 0 | 0 | 0 | 0 | 0 | 0 | 0 | 0 | 0 |
| 1700 | 18 | 1 | 16 | 1 | 0 | 0 | 0 | 0 | 0 | 0 | 0 | 0 | 0 | 0 |
| 1800 | 8 | 0 | 8 | 0 | 0 | 0 | 0 | 0 | 0 | 0 | 0 | 0 | 0 | 0 |
| 1900 | 7 | 0 | 7 | 0 | 0 | 0 | 0 | 0 | 0 | 0 | 0 | 0 | 0 | 0 |
| 2000 | 5 | 0 | 5 | 0 | 0 | 0 | 0 | 0 | 0 | 0 | 0 | 0 | 0 | 0 |
| 2100 | 9 | 0 | 8 | 1 | 0 | 0 | 0 | 0 | 0 | 0 | 0 | 0 | 0 | 0 |
| 2200 | 4 | 0 | 4 | 0 | 0 | 0 | 0 | 0 | 0 | 0 | 0 | 0 | 0 | 0 |
| 2300 | 2 | 0 | 2 | 0 | 0 | 0 | 0 | 0 | 0 | 0 | 0 | 0 | 0 | 0 |
| 07-19 | 128 | 4 | 118 | 6 | 0 | 0 | 0 | 0 | 0 | 0 | 0 | 0 | 0 | 0 |
| 06-22 | 151 | 4 | 140 | 7 | 0 | 0 | 0 | 0 | 0 | 0 | 0 | 0 | 0 | 0 |
| 06-00 | 157 | 4 | 146 | 7 | 0 | 0 | 0 | 0 | 0 | 0 | 0 | 0 | 0 | 0 |
| 00-00 | 166 | 4 | 155 | 7 | 0 | 0 | 0 | 0 | 0 | 0 | 0 | 0 | 0 | 0 |

Peak step 17:00 (18) AM Peak step 8:00 (11) PM Peak step 17:00 (18)

*** Tuesday, January 30, 2024**

| Time | Total | Cls | Cls | Cls | Cls | Cls | Cls | Cls | Cls | Cls | Cls | Cls | Cls | Cls |
|--------------|------------|----------|------------|----------|----------|----------|----------|----------|----------|----------|----------|----------|----------|----------|
| <-- | | 1 | 2 | 3 | 4 | 5 | 6 | 7 | 8 | 9 | 10 | 11 | 12 | 13 |
| 0000 | 1 | 0 | 1 | 0 | 0 | 0 | 0 | 0 | 0 | 0 | 0 | 0 | 0 | 0 |
| 0100 | 1 | 0 | 1 | 0 | 0 | 0 | 0 | 0 | 0 | 0 | 0 | 0 | 0 | 0 |
| 0200 | 0 | 0 | 0 | 0 | 0 | 0 | 0 | 0 | 0 | 0 | 0 | 0 | 0 | 0 |
| 0300 | 2 | 0 | 2 | 0 | 0 | 0 | 0 | 0 | 0 | 0 | 0 | 0 | 0 | 0 |
| 0400 | 1 | 0 | 1 | 0 | 0 | 0 | 0 | 0 | 0 | 0 | 0 | 0 | 0 | 0 |
| 0500 | 7 | 0 | 7 | 0 | 0 | 0 | 0 | 0 | 0 | 0 | 0 | 0 | 0 | 0 |
| 0600 | 3 | 0 | 2 | 1 | 0 | 0 | 0 | 0 | 0 | 0 | 0 | 0 | 0 | 0 |
| 0700 | 12 | 0 | 11 | 1 | 0 | 0 | 0 | 0 | 0 | 0 | 0 | 0 | 0 | 0 |
| 0800 | 14 | 0 | 13 | 0 | 0 | 0 | 1 | 0 | 0 | 0 | 0 | 0 | 0 | 0 |
| 0900 | 11 | 0 | 11 | 0 | 0 | 0 | 0 | 0 | 0 | 0 | 0 | 0 | 0 | 0 |
| 1000 | 14 | 1 | 13 | 0 | 0 | 0 | 0 | 0 | 0 | 0 | 0 | 0 | 0 | 0 |
| 1100 | 10 | 0 | 10 | 0 | 0 | 0 | 0 | 0 | 0 | 0 | 0 | 0 | 0 | 0 |
| 1200 | 11 | 0 | 11 | 0 | 0 | 0 | 0 | 0 | 0 | 0 | 0 | 0 | 0 | 0 |
| 1300 | 15 | 0 | 15 | 0 | 0 | 0 | 0 | 0 | 0 | 0 | 0 | 0 | 0 | 0 |
| 1400 | 11 | 0 | 9 | 1 | 0 | 1 | 0 | 0 | 0 | 0 | 0 | 0 | 0 | 0 |
| 1500 | 9 | 0 | 9 | 0 | 0 | 0 | 0 | 0 | 0 | 0 | 0 | 0 | 0 | 0 |
| 1600 | 8 | 1 | 6 | 1 | 0 | 0 | 0 | 0 | 0 | 0 | 0 | 0 | 0 | 0 |
| 1700 | 8 | 0 | 7 | 0 | 0 | 0 | 1 | 0 | 0 | 0 | 0 | 0 | 0 | 0 |
| 1800 | 13 | 0 | 13 | 0 | 0 | 0 | 0 | 0 | 0 | 0 | 0 | 0 | 0 | 0 |
| 1900 | 9 | 0 | 9 | 0 | 0 | 0 | 0 | 0 | 0 | 0 | 0 | 0 | 0 | 0 |
| 2000 | 8 | 0 | 8 | 0 | 0 | 0 | 0 | 0 | 0 | 0 | 0 | 0 | 0 | 0 |
| 2100 | 14 | 0 | 14 | 0 | 0 | 0 | 0 | 0 | 0 | 0 | 0 | 0 | 0 | 0 |
| 2200 | 5 | 0 | 4 | 1 | 0 | 0 | 0 | 0 | 0 | 0 | 0 | 0 | 0 | 0 |
| 2300 | 2 | 0 | 2 | 0 | 0 | 0 | 0 | 0 | 0 | 0 | 0 | 0 | 0 | 0 |
| 07-19 | 136 | 2 | 128 | 3 | 0 | 1 | 2 | 0 | 0 | 0 | 0 | 0 | 0 | 0 |
| 06-22 | 170 | 2 | 161 | 4 | 0 | 1 | 2 | 0 | 0 | 0 | 0 | 0 | 0 | 0 |
| 06-00 | 177 | 2 | 167 | 5 | 0 | 1 | 2 | 0 | 0 | 0 | 0 | 0 | 0 | 0 |
| 00-00 | 189 | 2 | 179 | 5 | 0 | 1 | 2 | 0 | 0 | 0 | 0 | 0 | 0 | 0 |

Peak step 13:00 (15) AM Peak step 8:00 (14) PM Peak step 13:00 (15)

*** Wednesday, January 31, 2024**

| Time | Total | Cls | Cls | Cls | Cls | Cls | Cls | Cls | Cls | Cls | Cls | Cls | Cls | Cls |
|--------------|------------|----------|------------|----------|----------|----------|----------|----------|----------|----------|----------|----------|----------|----------|
| <-- | | 1 | 2 | 3 | 4 | 5 | 6 | 7 | 8 | 9 | 10 | 11 | 12 | 13 |
| 0000 | 0 | 0 | 0 | 0 | 0 | 0 | 0 | 0 | 0 | 0 | 0 | 0 | 0 | 0 |
| 0100 | 0 | 0 | 0 | 0 | 0 | 0 | 0 | 0 | 0 | 0 | 0 | 0 | 0 | 0 |
| 0200 | 0 | 0 | 0 | 0 | 0 | 0 | 0 | 0 | 0 | 0 | 0 | 0 | 0 | 0 |
| 0300 | 2 | 0 | 2 | 0 | 0 | 0 | 0 | 0 | 0 | 0 | 0 | 0 | 0 | 0 |
| 0400 | 2 | 0 | 2 | 0 | 0 | 0 | 0 | 0 | 0 | 0 | 0 | 0 | 0 | 0 |
| 0500 | 7 | 0 | 7 | 0 | 0 | 0 | 0 | 0 | 0 | 0 | 0 | 0 | 0 | 0 |
| 0600 | 3 | 0 | 3 | 0 | 0 | 0 | 0 | 0 | 0 | 0 | 0 | 0 | 0 | 0 |
| 0700 | 10 | 1 | 8 | 1 | 0 | 0 | 0 | 0 | 0 | 0 | 0 | 0 | 0 | 0 |
| 0800 | 12 | 0 | 12 | 0 | 0 | 0 | 0 | 0 | 0 | 0 | 0 | 0 | 0 | 0 |
| 0900 | 11 | 0 | 11 | 0 | 0 | 0 | 0 | 0 | 0 | 0 | 0 | 0 | 0 | 0 |
| 1000 | 12 | 0 | 11 | 1 | 0 | 0 | 0 | 0 | 0 | 0 | 0 | 0 | 0 | 0 |
| 1100 | 13 | 0 | 13 | 0 | 0 | 0 | 0 | 0 | 0 | 0 | 0 | 0 | 0 | 0 |
| 1200 | 7 | 0 | 7 | 0 | 0 | 0 | 0 | 0 | 0 | 0 | 0 | 0 | 0 | 0 |
| 1300 | 13 | 0 | 13 | 0 | 0 | 0 | 0 | 0 | 0 | 0 | 0 | 0 | 0 | 0 |
| 1400 | 5 | 0 | 4 | 1 | 0 | 0 | 0 | 0 | 0 | 0 | 0 | 0 | 0 | 0 |
| 1500 | 8 | 0 | 8 | 0 | 0 | 0 | 0 | 0 | 0 | 0 | 0 | 0 | 0 | 0 |
| 1600 | 14 | 0 | 13 | 0 | 0 | 1 | 0 | 0 | 0 | 0 | 0 | 0 | 0 | 0 |
| 1700 | 6 | 0 | 6 | 0 | 0 | 0 | 0 | 0 | 0 | 0 | 0 | 0 | 0 | 0 |
| 1800 | 7 | 0 | 7 | 0 | 0 | 0 | 0 | 0 | 0 | 0 | 0 | 0 | 0 | 0 |
| 1900 | 11 | 0 | 11 | 0 | 0 | 0 | 0 | 0 | 0 | 0 | 0 | 0 | 0 | 0 |
| 2000 | 8 | 0 | 8 | 0 | 0 | 0 | 0 | 0 | 0 | 0 | 0 | 0 | 0 | 0 |
| 2100 | 7 | 0 | 7 | 0 | 0 | 0 | 0 | 0 | 0 | 0 | 0 | 0 | 0 | 0 |
| 2200 | 9 | 0 | 5 | 4 | 0 | 0 | 0 | 0 | 0 | 0 | 0 | 0 | 0 | 0 |
| 2300 | 3 | 0 | 3 | 0 | 0 | 0 | 0 | 0 | 0 | 0 | 0 | 0 | 0 | 0 |
| 07-19 | 118 | 1 | 113 | 3 | 0 | 1 | 0 | 0 | 0 | 0 | 0 | 0 | 0 | 0 |
| 06-22 | 147 | 1 | 142 | 3 | 0 | 1 | 0 | 0 | 0 | 0 | 0 | 0 | 0 | 0 |
| 06-00 | 159 | 1 | 150 | 7 | 0 | 1 | 0 | 0 | 0 | 0 | 0 | 0 | 0 | 0 |
| 00-00 | 170 | 1 | 161 | 7 | 0 | 1 | 0 | 0 | 0 | 0 | 0 | 0 | 0 | 0 |

Peak step 16:00 (14) AM Peak step 11:00 (13) PM Peak step 16:00 (14)

*** Thursday, February 1, 2024**

| Time | Total | Cls 1 | Cls 2 | Cls 3 | Cls 4 | Cls 5 | Cls 6 | Cls 7 | Cls 8 | Cls 9 | Cls 10 | Cls 11 | Cls 12 | Cls 13 |
|--------------|------------|----------|------------|-----------|----------|----------|----------|----------|----------|----------|----------|----------|----------|----------|
| <-- | | 1 | 2 | 3 | 4 | 5 | 6 | 7 | 8 | 9 | 10 | 11 | 12 | 13 |
| 0000 | 2 | 0 | 2 | 0 | 0 | 0 | 0 | 0 | 0 | 0 | 0 | 0 | 0 | 0 |
| 0100 | 0 | 0 | 0 | 0 | 0 | 0 | 0 | 0 | 0 | 0 | 0 | 0 | 0 | 0 |
| 0200 | 1 | 0 | 1 | 0 | 0 | 0 | 0 | 0 | 0 | 0 | 0 | 0 | 0 | 0 |
| 0300 | 2 | 0 | 2 | 0 | 0 | 0 | 0 | 0 | 0 | 0 | 0 | 0 | 0 | 0 |
| 0400 | 0 | 0 | 0 | 0 | 0 | 0 | 0 | 0 | 0 | 0 | 0 | 0 | 0 | 0 |
| 0500 | 9 | 0 | 9 | 0 | 0 | 0 | 0 | 0 | 0 | 0 | 0 | 0 | 0 | 0 |
| 0600 | 8 | 0 | 8 | 0 | 0 | 0 | 0 | 0 | 0 | 0 | 0 | 0 | 0 | 0 |
| 0700 | 10 | 0 | 9 | 1 | 0 | 0 | 0 | 0 | 0 | 0 | 0 | 0 | 0 | 0 |
| 0800 | 11 | 0 | 10 | 0 | 0 | 0 | 1 | 0 | 0 | 0 | 0 | 0 | 0 | 0 |
| 0900 | 15 | 0 | 14 | 1 | 0 | 0 | 0 | 0 | 0 | 0 | 0 | 0 | 0 | 0 |
| 1000 | 15 | 0 | 14 | 1 | 0 | 0 | 0 | 0 | 0 | 0 | 0 | 0 | 0 | 0 |
| 1100 | 17 | 0 | 15 | 2 | 0 | 0 | 0 | 0 | 0 | 0 | 0 | 0 | 0 | 0 |
| 1200 | 13 | 1 | 12 | 0 | 0 | 0 | 0 | 0 | 0 | 0 | 0 | 0 | 0 | 0 |
| 1300 | 7 | 0 | 5 | 2 | 0 | 0 | 0 | 0 | 0 | 0 | 0 | 0 | 0 | 0 |
| 1400 | 13 | 0 | 10 | 2 | 1 | 0 | 0 | 0 | 0 | 0 | 0 | 0 | 0 | 0 |
| 1500 | 5 | 0 | 2 | 3 | 0 | 0 | 0 | 0 | 0 | 0 | 0 | 0 | 0 | 0 |
| 1600 | 12 | 0 | 9 | 3 | 0 | 0 | 0 | 0 | 0 | 0 | 0 | 0 | 0 | 0 |
| 1700 | 16 | 0 | 14 | 2 | 0 | 0 | 0 | 0 | 0 | 0 | 0 | 0 | 0 | 0 |
| 1800 | 16 | 1 | 10 | 5 | 0 | 0 | 0 | 0 | 0 | 0 | 0 | 0 | 0 | 0 |
| 1900 | 22 | 0 | 19 | 3 | 0 | 0 | 0 | 0 | 0 | 0 | 0 | 0 | 0 | 0 |
| 2000 | 8 | 0 | 7 | 1 | 0 | 0 | 0 | 0 | 0 | 0 | 0 | 0 | 0 | 0 |
| 2100 | 11 | 0 | 8 | 3 | 0 | 0 | 0 | 0 | 0 | 0 | 0 | 0 | 0 | 0 |
| 2200 | 4 | 0 | 3 | 1 | 0 | 0 | 0 | 0 | 0 | 0 | 0 | 0 | 0 | 0 |
| 2300 | 2 | 0 | 1 | 1 | 0 | 0 | 0 | 0 | 0 | 0 | 0 | 0 | 0 | 0 |
| 07-19 | 150 | 2 | 124 | 22 | 1 | 0 | 1 | 0 | 0 | 0 | 0 | 0 | 0 | 0 |
| 06-22 | 199 | 2 | 166 | 29 | 1 | 0 | 1 | 0 | 0 | 0 | 0 | 0 | 0 | 0 |
| 06-00 | 205 | 2 | 170 | 31 | 1 | 0 | 1 | 0 | 0 | 0 | 0 | 0 | 0 | 0 |
| 00-00 | 219 | 2 | 184 | 31 | 1 | 0 | 1 | 0 | 0 | 0 | 0 | 0 | 0 | 0 |

Peak step 19:00 (22) AM Peak step 11:00 (17) PM Peak step 19:00 (22)

*** Friday, February 2, 2024**

| Time | Total | Cls 1 | Cls 2 | Cls 3 | Cls 4 | Cls 5 | Cls 6 | Cls 7 | Cls 8 | Cls 9 | Cls 10 | Cls 11 | Cls 12 | Cls 13 |
|--------------|------------|----------|------------|-----------|----------|----------|----------|----------|----------|----------|----------|----------|----------|----------|
| <-- | | 1 | 2 | 3 | 4 | 5 | 6 | 7 | 8 | 9 | 10 | 11 | 12 | 13 |
| 0000 | 1 | 0 | 1 | 0 | 0 | 0 | 0 | 0 | 0 | 0 | 0 | 0 | 0 | 0 |
| 0100 | 4 | 0 | 2 | 2 | 0 | 0 | 0 | 0 | 0 | 0 | 0 | 0 | 0 | 0 |
| 0200 | 1 | 0 | 1 | 0 | 0 | 0 | 0 | 0 | 0 | 0 | 0 | 0 | 0 | 0 |
| 0300 | 0 | 0 | 0 | 0 | 0 | 0 | 0 | 0 | 0 | 0 | 0 | 0 | 0 | 0 |
| 0400 | 1 | 0 | 1 | 0 | 0 | 0 | 0 | 0 | 0 | 0 | 0 | 0 | 0 | 0 |
| 0500 | 5 | 0 | 4 | 1 | 0 | 0 | 0 | 0 | 0 | 0 | 0 | 0 | 0 | 0 |
| 0600 | 1 | 1 | 0 | 0 | 0 | 0 | 0 | 0 | 0 | 0 | 0 | 0 | 0 | 0 |
| 0700 | 13 | 0 | 10 | 3 | 0 | 0 | 0 | 0 | 0 | 0 | 0 | 0 | 0 | 0 |
| 0800 | 11 | 0 | 8 | 3 | 0 | 0 | 0 | 0 | 0 | 0 | 0 | 0 | 0 | 0 |
| 0900 | 10 | 0 | 8 | 2 | 0 | 0 | 0 | 0 | 0 | 0 | 0 | 0 | 0 | 0 |
| 1000 | 11 | 0 | 8 | 3 | 0 | 0 | 0 | 0 | 0 | 0 | 0 | 0 | 0 | 0 |
| 1100 | 16 | 0 | 8 | 8 | 0 | 0 | 0 | 0 | 0 | 0 | 0 | 0 | 0 | 0 |
| 1200 | 20 | 0 | 16 | 4 | 0 | 0 | 0 | 0 | 0 | 0 | 0 | 0 | 0 | 0 |
| 1300 | 17 | 1 | 12 | 4 | 0 | 0 | 0 | 0 | 0 | 0 | 0 | 0 | 0 | 0 |
| 1400 | 13 | 0 | 9 | 4 | 0 | 0 | 0 | 0 | 0 | 0 | 0 | 0 | 0 | 0 |
| 1500 | 6 | 0 | 6 | 0 | 0 | 0 | 0 | 0 | 0 | 0 | 0 | 0 | 0 | 0 |
| 1600 | 15 | 0 | 14 | 1 | 0 | 0 | 0 | 0 | 0 | 0 | 0 | 0 | 0 | 0 |
| 1700 | 5 | 0 | 3 | 1 | 0 | 1 | 0 | 0 | 0 | 0 | 0 | 0 | 0 | 0 |
| 1800 | 16 | 0 | 15 | 1 | 0 | 0 | 0 | 0 | 0 | 0 | 0 | 0 | 0 | 0 |
| 1900 | 13 | 0 | 13 | 0 | 0 | 0 | 0 | 0 | 0 | 0 | 0 | 0 | 0 | 0 |
| 2000 | 5 | 0 | 5 | 0 | 0 | 0 | 0 | 0 | 0 | 0 | 0 | 0 | 0 | 0 |
| 2100 | 6 | 0 | 5 | 1 | 0 | 0 | 0 | 0 | 0 | 0 | 0 | 0 | 0 | 0 |
| 2200 | 5 | 0 | 5 | 0 | 0 | 0 | 0 | 0 | 0 | 0 | 0 | 0 | 0 | 0 |
| 2300 | 5 | 0 | 5 | 0 | 0 | 0 | 0 | 0 | 0 | 0 | 0 | 0 | 0 | 0 |
| 07-19 | 153 | 1 | 117 | 34 | 0 | 1 | 0 | 0 | 0 | 0 | 0 | 0 | 0 | 0 |
| 06-22 | 178 | 2 | 140 | 35 | 0 | 1 | 0 | 0 | 0 | 0 | 0 | 0 | 0 | 0 |
| 06-00 | 188 | 2 | 150 | 35 | 0 | 1 | 0 | 0 | 0 | 0 | 0 | 0 | 0 | 0 |
| 00-00 | 200 | 2 | 159 | 38 | 0 | 1 | 0 | 0 | 0 | 0 | 0 | 0 | 0 | 0 |

Peak step 12:00 (20) AM Peak step 11:00 (16) PM Peak step 12:00 (20)

* Saturday, February 3, 2024

| Time | Total | Cls | Cls | Cls | Cls | Cls | Cls | Cls | Cls | Cls | Cls | Cls | Cls | Cls |
|--------------|------------|----------|------------|----------|----------|----------|----------|----------|----------|----------|----------|----------|----------|----------|
| <-- | | 1 | 2 | 3 | 4 | 5 | 6 | 7 | 8 | 9 | 10 | 11 | 12 | 13 |
| 0000 | 1 | 0 | 1 | 0 | 0 | 0 | 0 | 0 | 0 | 0 | 0 | 0 | 0 | 0 |
| 0100 | 1 | 0 | 1 | 0 | 0 | 0 | 0 | 0 | 0 | 0 | 0 | 0 | 0 | 0 |
| 0200 | 4 | 0 | 4 | 0 | 0 | 0 | 0 | 0 | 0 | 0 | 0 | 0 | 0 | 0 |
| 0300 | 1 | 0 | 1 | 0 | 0 | 0 | 0 | 0 | 0 | 0 | 0 | 0 | 0 | 0 |
| 0400 | 2 | 0 | 2 | 0 | 0 | 0 | 0 | 0 | 0 | 0 | 0 | 0 | 0 | 0 |
| 0500 | 3 | 0 | 3 | 0 | 0 | 0 | 0 | 0 | 0 | 0 | 0 | 0 | 0 | 0 |
| 0600 | 0 | 0 | 0 | 0 | 0 | 0 | 0 | 0 | 0 | 0 | 0 | 0 | 0 | 0 |
| 0700 | 3 | 0 | 3 | 0 | 0 | 0 | 0 | 0 | 0 | 0 | 0 | 0 | 0 | 0 |
| 0800 | 9 | 0 | 9 | 0 | 0 | 0 | 0 | 0 | 0 | 0 | 0 | 0 | 0 | 0 |
| 0900 | 15 | 0 | 15 | 0 | 0 | 0 | 0 | 0 | 0 | 0 | 0 | 0 | 0 | 0 |
| 1000 | 12 | 0 | 11 | 0 | 0 | 0 | 0 | 0 | 1 | 0 | 0 | 0 | 0 | 0 |
| 1100 | 13 | 0 | 13 | 0 | 0 | 0 | 0 | 0 | 0 | 0 | 0 | 0 | 0 | 0 |
| 1200 | 13 | 0 | 13 | 0 | 0 | 0 | 0 | 0 | 0 | 0 | 0 | 0 | 0 | 0 |
| 1300 | 12 | 0 | 11 | 1 | 0 | 0 | 0 | 0 | 0 | 0 | 0 | 0 | 0 | 0 |
| 1400 | 3 | 0 | 3 | 0 | 0 | 0 | 0 | 0 | 0 | 0 | 0 | 0 | 0 | 0 |
| 1500 | 19 | 0 | 19 | 0 | 0 | 0 | 0 | 0 | 0 | 0 | 0 | 0 | 0 | 0 |
| 1600 | 15 | 0 | 15 | 0 | 0 | 0 | 0 | 0 | 0 | 0 | 0 | 0 | 0 | 0 |
| 1700 | 18 | 0 | 18 | 0 | 0 | 0 | 0 | 0 | 0 | 0 | 0 | 0 | 0 | 0 |
| 1800 | 14 | 0 | 14 | 0 | 0 | 0 | 0 | 0 | 0 | 0 | 0 | 0 | 0 | 0 |
| 1900 | 15 | 0 | 15 | 0 | 0 | 0 | 0 | 0 | 0 | 0 | 0 | 0 | 0 | 0 |
| 2000 | 15 | 0 | 12 | 1 | 0 | 2 | 0 | 0 | 0 | 0 | 0 | 0 | 0 | 0 |
| 2100 | 7 | 0 | 6 | 1 | 0 | 0 | 0 | 0 | 0 | 0 | 0 | 0 | 0 | 0 |
| 2200 | 9 | 0 | 5 | 4 | 0 | 0 | 0 | 0 | 0 | 0 | 0 | 0 | 0 | 0 |
| 2300 | 4 | 0 | 4 | 0 | 0 | 0 | 0 | 0 | 0 | 0 | 0 | 0 | 0 | 0 |
| 07-19 | 146 | 0 | 144 | 1 | 0 | 0 | 0 | 0 | 1 | 0 | 0 | 0 | 0 | 0 |
| 06-22 | 183 | 0 | 177 | 3 | 0 | 2 | 0 | 0 | 1 | 0 | 0 | 0 | 0 | 0 |
| 06-00 | 196 | 0 | 186 | 7 | 0 | 2 | 0 | 0 | 1 | 0 | 0 | 0 | 0 | 0 |
| 00-00 | 208 | 0 | 198 | 7 | 0 | 2 | 0 | 0 | 1 | 0 | 0 | 0 | 0 | 0 |

Peak step 15:00 (19) AM Peak step 9:00 (15) PM Peak step 15:00 (19)

Traffic Data Service -- San Jose, CA Class Report

CustomList-874 -- English (ENU)

Datasets:

Site: [7] SPACE PARK WAY W OF SANTIAGO VILLA ENTRANCE
Data type: Axle sensors - Paired (Class/Speed/Count)

Profile:

Included classes: 1, 2, 3, 4, 5, 6, 7, 8, 9, 10, 11, 12, 13
Speed range: 0 - 100 mph.
Direction: West (bound), P = East, Lane = 0-16
Name: Default Profile
Scheme: Vehicle classification (Scheme F)
Units: Non metric (ft, mi, ft/s, mph, lb, ton)

Column Legend:

0 [Time] 24-hour time (0000 - 2359)
1 [Total] Number in time step
2 [Cls] Class totals

*** Sunday, February 11, 2024**

| Time | Total | Cls | Cls | Cls | Cls | Cls | Cls | Cls | Cls | Cls | Cls | Cls | Cls | Cls |
|--------------|------------|----------|------------|----------|----------|----------|----------|----------|----------|----------|----------|----------|----------|----------|
| <-- | | 1 | 2 | 3 | 4 | 5 | 6 | 7 | 8 | 9 | 10 | 11 | 12 | 13 |
| 0000 | 3 | 0 | 3 | 0 | 0 | 0 | 0 | 0 | 0 | 0 | 0 | 0 | 0 | 0 |
| 0100 | 2 | 0 | 2 | 0 | 0 | 0 | 0 | 0 | 0 | 0 | 0 | 0 | 0 | 0 |
| 0200 | 0 | 0 | 0 | 0 | 0 | 0 | 0 | 0 | 0 | 0 | 0 | 0 | 0 | 0 |
| 0300 | 0 | 0 | 0 | 0 | 0 | 0 | 0 | 0 | 0 | 0 | 0 | 0 | 0 | 0 |
| 0400 | 1 | 0 | 1 | 0 | 0 | 0 | 0 | 0 | 0 | 0 | 0 | 0 | 0 | 0 |
| 0500 | 3 | 1 | 2 | 0 | 0 | 0 | 0 | 0 | 0 | 0 | 0 | 0 | 0 | 0 |
| 0600 | 2 | 0 | 2 | 0 | 0 | 0 | 0 | 0 | 0 | 0 | 0 | 0 | 0 | 0 |
| 0700 | 4 | 0 | 4 | 0 | 0 | 0 | 0 | 0 | 0 | 0 | 0 | 0 | 0 | 0 |
| 0800 | 3 | 0 | 3 | 0 | 0 | 0 | 0 | 0 | 0 | 0 | 0 | 0 | 0 | 0 |
| 0900 | 10 | 0 | 10 | 0 | 0 | 0 | 0 | 0 | 0 | 0 | 0 | 0 | 0 | 0 |
| 1000 | 13 | 0 | 12 | 1 | 0 | 0 | 0 | 0 | 0 | 0 | 0 | 0 | 0 | 0 |
| 1100 | 12 | 0 | 12 | 0 | 0 | 0 | 0 | 0 | 0 | 0 | 0 | 0 | 0 | 0 |
| 1200 | 9 | 0 | 9 | 0 | 0 | 0 | 0 | 0 | 0 | 0 | 0 | 0 | 0 | 0 |
| 1300 | 15 | 1 | 14 | 0 | 0 | 0 | 0 | 0 | 0 | 0 | 0 | 0 | 0 | 0 |
| 1400 | 17 | 1 | 16 | 0 | 0 | 0 | 0 | 0 | 0 | 0 | 0 | 0 | 0 | 0 |
| 1500 | 11 | 0 | 10 | 1 | 0 | 0 | 0 | 0 | 0 | 0 | 0 | 0 | 0 | 0 |
| 1600 | 7 | 0 | 7 | 0 | 0 | 0 | 0 | 0 | 0 | 0 | 0 | 0 | 0 | 0 |
| 1700 | 16 | 0 | 15 | 1 | 0 | 0 | 0 | 0 | 0 | 0 | 0 | 0 | 0 | 0 |
| 1800 | 11 | 0 | 11 | 0 | 0 | 0 | 0 | 0 | 0 | 0 | 0 | 0 | 0 | 0 |
| 1900 | 7 | 0 | 7 | 0 | 0 | 0 | 0 | 0 | 0 | 0 | 0 | 0 | 0 | 0 |
| 2000 | 12 | 0 | 12 | 0 | 0 | 0 | 0 | 0 | 0 | 0 | 0 | 0 | 0 | 0 |
| 2100 | 10 | 0 | 10 | 0 | 0 | 0 | 0 | 0 | 0 | 0 | 0 | 0 | 0 | 0 |
| 2200 | 5 | 0 | 5 | 0 | 0 | 0 | 0 | 0 | 0 | 0 | 0 | 0 | 0 | 0 |
| 2300 | 1 | 0 | 1 | 0 | 0 | 0 | 0 | 0 | 0 | 0 | 0 | 0 | 0 | 0 |
| 07-19 | 128 | 2 | 123 | 3 | 0 | 0 | 0 | 0 | 0 | 0 | 0 | 0 | 0 | 0 |
| 06-22 | 159 | 2 | 154 | 3 | 0 | 0 | 0 | 0 | 0 | 0 | 0 | 0 | 0 | 0 |
| 06-00 | 165 | 2 | 160 | 3 | 0 | 0 | 0 | 0 | 0 | 0 | 0 | 0 | 0 | 0 |
| 00-00 | 174 | 3 | 168 | 3 | 0 | 0 | 0 | 0 | 0 | 0 | 0 | 0 | 0 | 0 |

Peak step 14:00 (17) AM Peak step 10:00 (13) PM Peak step 14:00 (17)

*** Monday, February 12, 2024**

| Time | Total | Cls 1 | Cls 2 | Cls 3 | Cls 4 | Cls 5 | Cls 6 | Cls 7 | Cls 8 | Cls 9 | Cls 10 | Cls 11 | Cls 12 | Cls 13 |
|--------------|------------|----------|------------|-----------|----------|----------|----------|----------|----------|----------|----------|----------|----------|----------|
| <-- | | 1 | 2 | 3 | 4 | 5 | 6 | 7 | 8 | 9 | 10 | 11 | 12 | 13 |
| 0000 | 3 | 0 | 3 | 0 | 0 | 0 | 0 | 0 | 0 | 0 | 0 | 0 | 0 | 0 |
| 0100 | 1 | 0 | 1 | 0 | 0 | 0 | 0 | 0 | 0 | 0 | 0 | 0 | 0 | 0 |
| 0200 | 1 | 0 | 1 | 0 | 0 | 0 | 0 | 0 | 0 | 0 | 0 | 0 | 0 | 0 |
| 0300 | 1 | 0 | 1 | 0 | 0 | 0 | 0 | 0 | 0 | 0 | 0 | 0 | 0 | 0 |
| 0400 | 0 | 0 | 0 | 0 | 0 | 0 | 0 | 0 | 0 | 0 | 0 | 0 | 0 | 0 |
| 0500 | 6 | 0 | 6 | 0 | 0 | 0 | 0 | 0 | 0 | 0 | 0 | 0 | 0 | 0 |
| 0600 | 6 | 0 | 6 | 0 | 0 | 0 | 0 | 0 | 0 | 0 | 0 | 0 | 0 | 0 |
| 0700 | 8 | 0 | 8 | 0 | 0 | 0 | 0 | 0 | 0 | 0 | 0 | 0 | 0 | 0 |
| 0800 | 6 | 0 | 6 | 0 | 0 | 0 | 0 | 0 | 0 | 0 | 0 | 0 | 0 | 0 |
| 0900 | 11 | 0 | 10 | 1 | 0 | 0 | 0 | 0 | 0 | 0 | 0 | 0 | 0 | 0 |
| 1000 | 10 | 0 | 9 | 1 | 0 | 0 | 0 | 0 | 0 | 0 | 0 | 0 | 0 | 0 |
| 1100 | 15 | 0 | 14 | 1 | 0 | 0 | 0 | 0 | 0 | 0 | 0 | 0 | 0 | 0 |
| 1200 | 7 | 0 | 6 | 1 | 0 | 0 | 0 | 0 | 0 | 0 | 0 | 0 | 0 | 0 |
| 1300 | 13 | 0 | 11 | 2 | 0 | 0 | 0 | 0 | 0 | 0 | 0 | 0 | 0 | 0 |
| 1400 | 11 | 0 | 9 | 2 | 0 | 0 | 0 | 0 | 0 | 0 | 0 | 0 | 0 | 0 |
| 1500 | 10 | 0 | 9 | 1 | 0 | 0 | 0 | 0 | 0 | 0 | 0 | 0 | 0 | 0 |
| 1600 | 4 | 0 | 4 | 0 | 0 | 0 | 0 | 0 | 0 | 0 | 0 | 0 | 0 | 0 |
| 1700 | 5 | 0 | 5 | 0 | 0 | 0 | 0 | 0 | 0 | 0 | 0 | 0 | 0 | 0 |
| 1800 | 11 | 0 | 11 | 0 | 0 | 0 | 0 | 0 | 0 | 0 | 0 | 0 | 0 | 0 |
| 1900 | 17 | 0 | 17 | 0 | 0 | 0 | 0 | 0 | 0 | 0 | 0 | 0 | 0 | 0 |
| 2000 | 6 | 0 | 5 | 1 | 0 | 0 | 0 | 0 | 0 | 0 | 0 | 0 | 0 | 0 |
| 2100 | 10 | 0 | 9 | 1 | 0 | 0 | 0 | 0 | 0 | 0 | 0 | 0 | 0 | 0 |
| 2200 | 4 | 0 | 4 | 0 | 0 | 0 | 0 | 0 | 0 | 0 | 0 | 0 | 0 | 0 |
| 2300 | 5 | 0 | 5 | 0 | 0 | 0 | 0 | 0 | 0 | 0 | 0 | 0 | 0 | 0 |
| 07-19 | 111 | 0 | 102 | 9 | 0 | 0 | 0 | 0 | 0 | 0 | 0 | 0 | 0 | 0 |
| 06-22 | 150 | 0 | 139 | 11 | 0 | 0 | 0 | 0 | 0 | 0 | 0 | 0 | 0 | 0 |
| 06-00 | 159 | 0 | 148 | 11 | 0 | 0 | 0 | 0 | 0 | 0 | 0 | 0 | 0 | 0 |
| 00-00 | 171 | 0 | 160 | 11 | 0 | 0 | 0 | 0 | 0 | 0 | 0 | 0 | 0 | 0 |

Peak step 19:00 (17) AM Peak step 11:00 (15) PM Peak step 19:00 (17)

*** Tuesday, February 13, 2024**

| Time | Total | Cls 1 | Cls 2 | Cls 3 | Cls 4 | Cls 5 | Cls 6 | Cls 7 | Cls 8 | Cls 9 | Cls 10 | Cls 11 | Cls 12 | Cls 13 |
|--------------|------------|----------|------------|----------|----------|----------|----------|----------|----------|----------|----------|----------|----------|----------|
| <-- | | 1 | 2 | 3 | 4 | 5 | 6 | 7 | 8 | 9 | 10 | 11 | 12 | 13 |
| 0000 | 0 | 0 | 0 | 0 | 0 | 0 | 0 | 0 | 0 | 0 | 0 | 0 | 0 | 0 |
| 0100 | 0 | 0 | 0 | 0 | 0 | 0 | 0 | 0 | 0 | 0 | 0 | 0 | 0 | 0 |
| 0200 | 0 | 0 | 0 | 0 | 0 | 0 | 0 | 0 | 0 | 0 | 0 | 0 | 0 | 0 |
| 0300 | 2 | 0 | 2 | 0 | 0 | 0 | 0 | 0 | 0 | 0 | 0 | 0 | 0 | 0 |
| 0400 | 0 | 0 | 0 | 0 | 0 | 0 | 0 | 0 | 0 | 0 | 0 | 0 | 0 | 0 |
| 0500 | 5 | 0 | 5 | 0 | 0 | 0 | 0 | 0 | 0 | 0 | 0 | 0 | 0 | 0 |
| 0600 | 5 | 0 | 5 | 0 | 0 | 0 | 0 | 0 | 0 | 0 | 0 | 0 | 0 | 0 |
| 0700 | 8 | 0 | 8 | 0 | 0 | 0 | 0 | 0 | 0 | 0 | 0 | 0 | 0 | 0 |
| 0800 | 7 | 0 | 6 | 1 | 0 | 0 | 0 | 0 | 0 | 0 | 0 | 0 | 0 | 0 |
| 0900 | 18 | 0 | 18 | 0 | 0 | 0 | 0 | 0 | 0 | 0 | 0 | 0 | 0 | 0 |
| 1000 | 12 | 0 | 12 | 0 | 0 | 0 | 0 | 0 | 0 | 0 | 0 | 0 | 0 | 0 |
| 1100 | 9 | 0 | 9 | 0 | 0 | 0 | 0 | 0 | 0 | 0 | 0 | 0 | 0 | 0 |
| 1200 | 8 | 1 | 7 | 0 | 0 | 0 | 0 | 0 | 0 | 0 | 0 | 0 | 0 | 0 |
| 1300 | 11 | 0 | 10 | 1 | 0 | 0 | 0 | 0 | 0 | 0 | 0 | 0 | 0 | 0 |
| 1400 | 10 | 0 | 9 | 1 | 0 | 0 | 0 | 0 | 0 | 0 | 0 | 0 | 0 | 0 |
| 1500 | 11 | 0 | 11 | 0 | 0 | 0 | 0 | 0 | 0 | 0 | 0 | 0 | 0 | 0 |
| 1600 | 7 | 0 | 6 | 1 | 0 | 0 | 0 | 0 | 0 | 0 | 0 | 0 | 0 | 0 |
| 1700 | 12 | 0 | 11 | 1 | 0 | 0 | 0 | 0 | 0 | 0 | 0 | 0 | 0 | 0 |
| 1800 | 14 | 0 | 13 | 1 | 0 | 0 | 0 | 0 | 0 | 0 | 0 | 0 | 0 | 0 |
| 1900 | 8 | 0 | 7 | 0 | 1 | 0 | 0 | 0 | 0 | 0 | 0 | 0 | 0 | 0 |
| 2000 | 8 | 0 | 8 | 0 | 0 | 0 | 0 | 0 | 0 | 0 | 0 | 0 | 0 | 0 |
| 2100 | 10 | 0 | 9 | 1 | 0 | 0 | 0 | 0 | 0 | 0 | 0 | 0 | 0 | 0 |
| 2200 | 11 | 0 | 10 | 1 | 0 | 0 | 0 | 0 | 0 | 0 | 0 | 0 | 0 | 0 |
| 2300 | 3 | 0 | 3 | 0 | 0 | 0 | 0 | 0 | 0 | 0 | 0 | 0 | 0 | 0 |
| 07-19 | 127 | 1 | 120 | 6 | 0 | 0 | 0 | 0 | 0 | 0 | 0 | 0 | 0 | 0 |
| 06-22 | 158 | 1 | 149 | 7 | 1 | 0 | 0 | 0 | 0 | 0 | 0 | 0 | 0 | 0 |
| 06-00 | 172 | 1 | 162 | 8 | 1 | 0 | 0 | 0 | 0 | 0 | 0 | 0 | 0 | 0 |
| 00-00 | 179 | 1 | 169 | 8 | 1 | 0 | 0 | 0 | 0 | 0 | 0 | 0 | 0 | 0 |

Peak step 9:00 (18) AM Peak step 9:00 (18) PM Peak step 18:00 (14)

*** Wednesday, February 14, 2024**

| Time | Total | Cls 1 | Cls 2 | Cls 3 | Cls 4 | Cls 5 | Cls 6 | Cls 7 | Cls 8 | Cls 9 | Cls 10 | Cls 11 | Cls 12 | Cls 13 |
|--------------|------------|----------|------------|-----------|----------|----------|----------|----------|----------|----------|----------|----------|----------|----------|
| <-- | | 1 | 2 | 3 | 4 | 5 | 6 | 7 | 8 | 9 | 10 | 11 | 12 | 13 |
| 0000 | 2 | 0 | 2 | 0 | 0 | 0 | 0 | 0 | 0 | 0 | 0 | 0 | 0 | 0 |
| 0100 | 0 | 0 | 0 | 0 | 0 | 0 | 0 | 0 | 0 | 0 | 0 | 0 | 0 | 0 |
| 0200 | 1 | 0 | 1 | 0 | 0 | 0 | 0 | 0 | 0 | 0 | 0 | 0 | 0 | 0 |
| 0300 | 1 | 0 | 1 | 0 | 0 | 0 | 0 | 0 | 0 | 0 | 0 | 0 | 0 | 0 |
| 0400 | 2 | 0 | 2 | 0 | 0 | 0 | 0 | 0 | 0 | 0 | 0 | 0 | 0 | 0 |
| 0500 | 5 | 0 | 5 | 0 | 0 | 0 | 0 | 0 | 0 | 0 | 0 | 0 | 0 | 0 |
| 0600 | 6 | 0 | 6 | 0 | 0 | 0 | 0 | 0 | 0 | 0 | 0 | 0 | 0 | 0 |
| 0700 | 10 | 0 | 9 | 1 | 0 | 0 | 0 | 0 | 0 | 0 | 0 | 0 | 0 | 0 |
| 0800 | 8 | 0 | 7 | 1 | 0 | 0 | 0 | 0 | 0 | 0 | 0 | 0 | 0 | 0 |
| 0900 | 15 | 0 | 13 | 2 | 0 | 0 | 0 | 0 | 0 | 0 | 0 | 0 | 0 | 0 |
| 1000 | 11 | 0 | 11 | 0 | 0 | 0 | 0 | 0 | 0 | 0 | 0 | 0 | 0 | 0 |
| 1100 | 11 | 0 | 11 | 0 | 0 | 0 | 0 | 0 | 0 | 0 | 0 | 0 | 0 | 0 |
| 1200 | 18 | 0 | 16 | 2 | 0 | 0 | 0 | 0 | 0 | 0 | 0 | 0 | 0 | 0 |
| 1300 | 7 | 0 | 6 | 1 | 0 | 0 | 0 | 0 | 0 | 0 | 0 | 0 | 0 | 0 |
| 1400 | 17 | 0 | 15 | 2 | 0 | 0 | 0 | 0 | 0 | 0 | 0 | 0 | 0 | 0 |
| 1500 | 6 | 0 | 6 | 0 | 0 | 0 | 0 | 0 | 0 | 0 | 0 | 0 | 0 | 0 |
| 1600 | 6 | 0 | 6 | 0 | 0 | 0 | 0 | 0 | 0 | 0 | 0 | 0 | 0 | 0 |
| 1700 | 11 | 0 | 11 | 0 | 0 | 0 | 0 | 0 | 0 | 0 | 0 | 0 | 0 | 0 |
| 1800 | 14 | 0 | 13 | 1 | 0 | 0 | 0 | 0 | 0 | 0 | 0 | 0 | 0 | 0 |
| 1900 | 11 | 0 | 11 | 0 | 0 | 0 | 0 | 0 | 0 | 0 | 0 | 0 | 0 | 0 |
| 2000 | 6 | 0 | 6 | 0 | 0 | 0 | 0 | 0 | 0 | 0 | 0 | 0 | 0 | 0 |
| 2100 | 6 | 0 | 6 | 0 | 0 | 0 | 0 | 0 | 0 | 0 | 0 | 0 | 0 | 0 |
| 2200 | 9 | 0 | 9 | 0 | 0 | 0 | 0 | 0 | 0 | 0 | 0 | 0 | 0 | 0 |
| 2300 | 5 | 0 | 5 | 0 | 0 | 0 | 0 | 0 | 0 | 0 | 0 | 0 | 0 | 0 |
| 07-19 | 134 | 0 | 124 | 10 | 0 | 0 | 0 | 0 | 0 | 0 | 0 | 0 | 0 | 0 |
| 06-22 | 163 | 0 | 153 | 10 | 0 | 0 | 0 | 0 | 0 | 0 | 0 | 0 | 0 | 0 |
| 06-00 | 177 | 0 | 167 | 10 | 0 | 0 | 0 | 0 | 0 | 0 | 0 | 0 | 0 | 0 |
| 00-00 | 188 | 0 | 178 | 10 | 0 | 0 | 0 | 0 | 0 | 0 | 0 | 0 | 0 | 0 |

Peak step 12:00 (18) AM Peak step 9:00 (15) PM Peak step 12:00 (18)

*** Thursday, February 15, 2024**

| Time | Total | Cls 1 | Cls 2 | Cls 3 | Cls 4 | Cls 5 | Cls 6 | Cls 7 | Cls 8 | Cls 9 | Cls 10 | Cls 11 | Cls 12 | Cls 13 |
|--------------|------------|----------|------------|----------|----------|----------|----------|----------|----------|----------|----------|----------|----------|----------|
| <-- | | 1 | 2 | 3 | 4 | 5 | 6 | 7 | 8 | 9 | 10 | 11 | 12 | 13 |
| 0000 | 0 | 0 | 0 | 0 | 0 | 0 | 0 | 0 | 0 | 0 | 0 | 0 | 0 | 0 |
| 0100 | 0 | 0 | 0 | 0 | 0 | 0 | 0 | 0 | 0 | 0 | 0 | 0 | 0 | 0 |
| 0200 | 0 | 0 | 0 | 0 | 0 | 0 | 0 | 0 | 0 | 0 | 0 | 0 | 0 | 0 |
| 0300 | 1 | 0 | 1 | 0 | 0 | 0 | 0 | 0 | 0 | 0 | 0 | 0 | 0 | 0 |
| 0400 | 1 | 0 | 1 | 0 | 0 | 0 | 0 | 0 | 0 | 0 | 0 | 0 | 0 | 0 |
| 0500 | 8 | 0 | 8 | 0 | 0 | 0 | 0 | 0 | 0 | 0 | 0 | 0 | 0 | 0 |
| 0600 | 7 | 0 | 7 | 0 | 0 | 0 | 0 | 0 | 0 | 0 | 0 | 0 | 0 | 0 |
| 0700 | 11 | 0 | 11 | 0 | 0 | 0 | 0 | 0 | 0 | 0 | 0 | 0 | 0 | 0 |
| 0800 | 19 | 0 | 19 | 0 | 0 | 0 | 0 | 0 | 0 | 0 | 0 | 0 | 0 | 0 |
| 0900 | 13 | 0 | 11 | 2 | 0 | 0 | 0 | 0 | 0 | 0 | 0 | 0 | 0 | 0 |
| 1000 | 10 | 0 | 10 | 0 | 0 | 0 | 0 | 0 | 0 | 0 | 0 | 0 | 0 | 0 |
| 1100 | 17 | 0 | 16 | 1 | 0 | 0 | 0 | 0 | 0 | 0 | 0 | 0 | 0 | 0 |
| 1200 | 3 | 0 | 3 | 0 | 0 | 0 | 0 | 0 | 0 | 0 | 0 | 0 | 0 | 0 |
| 1300 | 8 | 2 | 6 | 0 | 0 | 0 | 0 | 0 | 0 | 0 | 0 | 0 | 0 | 0 |
| 1400 | 8 | 0 | 8 | 0 | 0 | 0 | 0 | 0 | 0 | 0 | 0 | 0 | 0 | 0 |
| 1500 | 8 | 0 | 6 | 2 | 0 | 0 | 0 | 0 | 0 | 0 | 0 | 0 | 0 | 0 |
| 1600 | 10 | 0 | 9 | 1 | 0 | 0 | 0 | 0 | 0 | 0 | 0 | 0 | 0 | 0 |
| 1700 | 8 | 0 | 8 | 0 | 0 | 0 | 0 | 0 | 0 | 0 | 0 | 0 | 0 | 0 |
| 1800 | 12 | 0 | 11 | 1 | 0 | 0 | 0 | 0 | 0 | 0 | 0 | 0 | 0 | 0 |
| 1900 | 16 | 0 | 16 | 0 | 0 | 0 | 0 | 0 | 0 | 0 | 0 | 0 | 0 | 0 |
| 2000 | 7 | 0 | 7 | 0 | 0 | 0 | 0 | 0 | 0 | 0 | 0 | 0 | 0 | 0 |
| 2100 | 21 | 0 | 21 | 0 | 0 | 0 | 0 | 0 | 0 | 0 | 0 | 0 | 0 | 0 |
| 2200 | 4 | 0 | 4 | 0 | 0 | 0 | 0 | 0 | 0 | 0 | 0 | 0 | 0 | 0 |
| 2300 | 2 | 0 | 2 | 0 | 0 | 0 | 0 | 0 | 0 | 0 | 0 | 0 | 0 | 0 |
| 07-19 | 127 | 2 | 118 | 7 | 0 | 0 | 0 | 0 | 0 | 0 | 0 | 0 | 0 | 0 |
| 06-22 | 178 | 2 | 169 | 7 | 0 | 0 | 0 | 0 | 0 | 0 | 0 | 0 | 0 | 0 |
| 06-00 | 184 | 2 | 175 | 7 | 0 | 0 | 0 | 0 | 0 | 0 | 0 | 0 | 0 | 0 |
| 00-00 | 194 | 2 | 185 | 7 | 0 | 0 | 0 | 0 | 0 | 0 | 0 | 0 | 0 | 0 |

Peak step 21:00 (21) AM Peak step 8:00 (19) PM Peak step 21:00 (21)

*** Friday, February 16, 2024**

| Time | Total | Cls 1 | Cls 2 | Cls 3 | Cls 4 | Cls 5 | Cls 6 | Cls 7 | Cls 8 | Cls 9 | Cls 10 | Cls 11 | Cls 12 | Cls 13 |
|--------------|------------|----------|------------|-----------|----------|----------|----------|----------|----------|----------|----------|----------|----------|----------|
| <-- | | 1 | 2 | 3 | 4 | 5 | 6 | 7 | 8 | 9 | 10 | 11 | 12 | 13 |
| 0000 | 0 | 0 | 0 | 0 | 0 | 0 | 0 | 0 | 0 | 0 | 0 | 0 | 0 | 0 |
| 0100 | 1 | 0 | 1 | 0 | 0 | 0 | 0 | 0 | 0 | 0 | 0 | 0 | 0 | 0 |
| 0200 | 1 | 0 | 1 | 0 | 0 | 0 | 0 | 0 | 0 | 0 | 0 | 0 | 0 | 0 |
| 0300 | 0 | 0 | 0 | 0 | 0 | 0 | 0 | 0 | 0 | 0 | 0 | 0 | 0 | 0 |
| 0400 | 1 | 0 | 1 | 0 | 0 | 0 | 0 | 0 | 0 | 0 | 0 | 0 | 0 | 0 |
| 0500 | 4 | 0 | 4 | 0 | 0 | 0 | 0 | 0 | 0 | 0 | 0 | 0 | 0 | 0 |
| 0600 | 7 | 0 | 7 | 0 | 0 | 0 | 0 | 0 | 0 | 0 | 0 | 0 | 0 | 0 |
| 0700 | 7 | 0 | 7 | 0 | 0 | 0 | 0 | 0 | 0 | 0 | 0 | 0 | 0 | 0 |
| 0800 | 8 | 0 | 6 | 2 | 0 | 0 | 0 | 0 | 0 | 0 | 0 | 0 | 0 | 0 |
| 0900 | 15 | 0 | 12 | 3 | 0 | 0 | 0 | 0 | 0 | 0 | 0 | 0 | 0 | 0 |
| 1000 | 8 | 0 | 8 | 0 | 0 | 0 | 0 | 0 | 0 | 0 | 0 | 0 | 0 | 0 |
| 1100 | 11 | 0 | 8 | 2 | 0 | 1 | 0 | 0 | 0 | 0 | 0 | 0 | 0 | 0 |
| 1200 | 12 | 1 | 9 | 2 | 0 | 0 | 0 | 0 | 0 | 0 | 0 | 0 | 0 | 0 |
| 1300 | 12 | 0 | 11 | 0 | 0 | 1 | 0 | 0 | 0 | 0 | 0 | 0 | 0 | 0 |
| 1400 | 13 | 0 | 12 | 1 | 0 | 0 | 0 | 0 | 0 | 0 | 0 | 0 | 0 | 0 |
| 1500 | 8 | 0 | 8 | 0 | 0 | 0 | 0 | 0 | 0 | 0 | 0 | 0 | 0 | 0 |
| 1600 | 13 | 0 | 13 | 0 | 0 | 0 | 0 | 0 | 0 | 0 | 0 | 0 | 0 | 0 |
| 1700 | 13 | 0 | 12 | 1 | 0 | 0 | 0 | 0 | 0 | 0 | 0 | 0 | 0 | 0 |
| 1800 | 12 | 0 | 11 | 1 | 0 | 0 | 0 | 0 | 0 | 0 | 0 | 0 | 0 | 0 |
| 1900 | 9 | 0 | 9 | 0 | 0 | 0 | 0 | 0 | 0 | 0 | 0 | 0 | 0 | 0 |
| 2000 | 9 | 0 | 9 | 0 | 0 | 0 | 0 | 0 | 0 | 0 | 0 | 0 | 0 | 0 |
| 2100 | 8 | 0 | 8 | 0 | 0 | 0 | 0 | 0 | 0 | 0 | 0 | 0 | 0 | 0 |
| 2200 | 9 | 0 | 9 | 0 | 0 | 0 | 0 | 0 | 0 | 0 | 0 | 0 | 0 | 0 |
| 2300 | 1 | 0 | 1 | 0 | 0 | 0 | 0 | 0 | 0 | 0 | 0 | 0 | 0 | 0 |
| 07-19 | 132 | 1 | 117 | 12 | 0 | 2 | 0 | 0 | 0 | 0 | 0 | 0 | 0 | 0 |
| 06-22 | 165 | 1 | 150 | 12 | 0 | 2 | 0 | 0 | 0 | 0 | 0 | 0 | 0 | 0 |
| 06-00 | 175 | 1 | 160 | 12 | 0 | 2 | 0 | 0 | 0 | 0 | 0 | 0 | 0 | 0 |
| 00-00 | 182 | 1 | 167 | 12 | 0 | 2 | 0 | 0 | 0 | 0 | 0 | 0 | 0 | 0 |

Peak step 9:00 (15) AM Peak step 9:00 (15) PM Peak step 14:00 (13)

*** Saturday, February 17, 2024**

| Time | Total | Cls 1 | Cls 2 | Cls 3 | Cls 4 | Cls 5 | Cls 6 | Cls 7 | Cls 8 | Cls 9 | Cls 10 | Cls 11 | Cls 12 | Cls 13 |
|--------------|------------|----------|------------|-----------|----------|----------|----------|----------|----------|----------|----------|----------|----------|----------|
| <-- | | 1 | 2 | 3 | 4 | 5 | 6 | 7 | 8 | 9 | 10 | 11 | 12 | 13 |
| 0000 | 2 | 0 | 2 | 0 | 0 | 0 | 0 | 0 | 0 | 0 | 0 | 0 | 0 | 0 |
| 0100 | 0 | 0 | 0 | 0 | 0 | 0 | 0 | 0 | 0 | 0 | 0 | 0 | 0 | 0 |
| 0200 | 0 | 0 | 0 | 0 | 0 | 0 | 0 | 0 | 0 | 0 | 0 | 0 | 0 | 0 |
| 0300 | 3 | 0 | 3 | 0 | 0 | 0 | 0 | 0 | 0 | 0 | 0 | 0 | 0 | 0 |
| 0400 | 1 | 0 | 1 | 0 | 0 | 0 | 0 | 0 | 0 | 0 | 0 | 0 | 0 | 0 |
| 0500 | 1 | 0 | 1 | 0 | 0 | 0 | 0 | 0 | 0 | 0 | 0 | 0 | 0 | 0 |
| 0600 | 4 | 1 | 3 | 0 | 0 | 0 | 0 | 0 | 0 | 0 | 0 | 0 | 0 | 0 |
| 0700 | 8 | 0 | 8 | 0 | 0 | 0 | 0 | 0 | 0 | 0 | 0 | 0 | 0 | 0 |
| 0800 | 4 | 0 | 4 | 0 | 0 | 0 | 0 | 0 | 0 | 0 | 0 | 0 | 0 | 0 |
| 0900 | 5 | 0 | 2 | 3 | 0 | 0 | 0 | 0 | 0 | 0 | 0 | 0 | 0 | 0 |
| 1000 | 12 | 0 | 7 | 5 | 0 | 0 | 0 | 0 | 0 | 0 | 0 | 0 | 0 | 0 |
| 1100 | 13 | 0 | 11 | 2 | 0 | 0 | 0 | 0 | 0 | 0 | 0 | 0 | 0 | 0 |
| 1200 | 15 | 0 | 12 | 2 | 0 | 0 | 1 | 0 | 0 | 0 | 0 | 0 | 0 | 0 |
| 1300 | 15 | 0 | 13 | 2 | 0 | 0 | 0 | 0 | 0 | 0 | 0 | 0 | 0 | 0 |
| 1400 | 18 | 1 | 17 | 0 | 0 | 0 | 0 | 0 | 0 | 0 | 0 | 0 | 0 | 0 |
| 1500 | 12 | 0 | 12 | 0 | 0 | 0 | 0 | 0 | 0 | 0 | 0 | 0 | 0 | 0 |
| 1600 | 14 | 0 | 12 | 2 | 0 | 0 | 0 | 0 | 0 | 0 | 0 | 0 | 0 | 0 |
| 1700 | 9 | 0 | 7 | 2 | 0 | 0 | 0 | 0 | 0 | 0 | 0 | 0 | 0 | 0 |
| 1800 | 10 | 0 | 10 | 0 | 0 | 0 | 0 | 0 | 0 | 0 | 0 | 0 | 0 | 0 |
| 1900 | 6 | 0 | 6 | 0 | 0 | 0 | 0 | 0 | 0 | 0 | 0 | 0 | 0 | 0 |
| 2000 | 20 | 0 | 14 | 6 | 0 | 0 | 0 | 0 | 0 | 0 | 0 | 0 | 0 | 0 |
| 2100 | 9 | 0 | 8 | 1 | 0 | 0 | 0 | 0 | 0 | 0 | 0 | 0 | 0 | 0 |
| 2200 | 8 | 0 | 6 | 2 | 0 | 0 | 0 | 0 | 0 | 0 | 0 | 0 | 0 | 0 |
| 2300 | 2 | 0 | 1 | 1 | 0 | 0 | 0 | 0 | 0 | 0 | 0 | 0 | 0 | 0 |
| 07-19 | 135 | 1 | 115 | 18 | 0 | 0 | 1 | 0 | 0 | 0 | 0 | 0 | 0 | 0 |
| 06-22 | 174 | 2 | 146 | 25 | 0 | 0 | 1 | 0 | 0 | 0 | 0 | 0 | 0 | 0 |
| 06-00 | 184 | 2 | 153 | 28 | 0 | 0 | 1 | 0 | 0 | 0 | 0 | 0 | 0 | 0 |
| 00-00 | 191 | 2 | 160 | 28 | 0 | 0 | 1 | 0 | 0 | 0 | 0 | 0 | 0 | 0 |

Peak step 20:00 (20) AM Peak step 11:00 (13) PM Peak step 20:00 (20)

Traffic Data Service -- San Jose, CA Class Report

CustomList-857 -- English (ENU)

Datasets:

Site: [10] STEVENS CREEK TRAIL BT MOFFETT BLVD AND LA AVENIDA
Data type: Axle sensors - Paired (Class/Speed/Count)

Profile:

Included classes: 15
Speed range: 0 - 100 mph.
Direction: North (bound), P = North, Lane = 0-16
Name: Default Profile
Scheme: Vehicle classification (Bicycle_15_scheme)
Units: Non metric (ft, mi, ft/s, mph, lb, ton)

Column Legend:

0 [Time] 24-hour time (0000 - 2359)
1 [Total] Number in time step
2 [Cls] Class totals

*** Sunday, January 21, 2024**

| Time | Total | Cls |
|--------------|------------|------------|
| <-- | | 15 |
| 0000 | 0 | 0 |
| 0100 | 0 | 0 |
| 0200 | 0 | 0 |
| 0300 | 0 | 0 |
| 0400 | 0 | 0 |
| 0500 | 0 | 0 |
| 0600 | 0 | 0 |
| 0700 | 3 | 3 |
| 0800 | 7 | 7 |
| 0900 | 17 | 17 |
| 1000 | 19 | 19 |
| 1100 | 26 | 26 |
| 1200 | 25 | 25 |
| 1300 | 21 | 21 |
| 1400 | 30 | 30 |
| 1500 | 15 | 15 |
| 1600 | 16 | 16 |
| 1700 | 2 | 2 |
| 1800 | 1 | 1 |
| 1900 | 2 | 2 |
| 2000 | 0 | 0 |
| 2100 | 0 | 0 |
| 2200 | 0 | 0 |
| 2300 | 0 | 0 |
| 07-19 | 182 | 182 |
| 06-22 | 184 | 184 |
| 06-00 | 184 | 184 |
| 00-00 | 184 | 184 |

Peak step 14:00 (30) AM Peak step 11:00 (26) PM Peak step 14:00 (30)

*** Monday, January 22, 2024**

| Time | Total | Cls |
|---------------|--------------|------------|
| <-- | | 15 |
| 0000 | 0 | 0 |
| 0100 | 0 | 0 |
| 0200 | 0 | 0 |
| 0300 | 0 | 0 |
| 0400 | 0 | 0 |
| 0500 | 0 | 0 |
| 0600 | 2 | 2 |
| 0700 | 9 | 9 |
| 0800 | 18 | 18 |
| 0900 | 16 | 16 |
| 1000 | 3 | 3 |
| 1100 | 8 | 8 |
| 1200 | 9 | 9 |
| 1300 | 5 | 5 |
| 1400 | 4 | 4 |
| 1500 | 8 | 8 |
| 1600 | 8 | 8 |
| 1700 | 3 | 3 |
| 1800 | 2 | 2 |
| 1900 | 1 | 1 |
| 2000 | 1 | 1 |
| 2100 | 1 | 1 |
| 2200 | 1 | 1 |
| 2300 | 0 | 0 |
| 07-19 | 93 | 93 |
| 06-22 | 98 | 98 |
| 06-00 | 99 | 99 |
| 00-00 | 99 | 99 |

Peak step 8:00 (18) AM Peak step 8:00 (18) PM Peak step 12:00 (9)

*** Tuesday, January 23, 2024**

| Time | Total | Cls |
|---------------|--------------|------------|
| <-- | | 15 |
| 0000 | 0 | 0 |
| 0100 | 0 | 0 |
| 0200 | 0 | 0 |
| 0300 | 0 | 0 |
| 0400 | 0 | 0 |
| 0500 | 2 | 2 |
| 0600 | 6 | 6 |
| 0700 | 38 | 38 |
| 0800 | 71 | 71 |
| 0900 | 77 | 77 |
| 1000 | 37 | 37 |
| 1100 | 35 | 35 |
| 1200 | 14 | 14 |
| 1300 | 18 | 18 |
| 1400 | 19 | 19 |
| 1500 | 10 | 10 |
| 1600 | 17 | 17 |
| 1700 | 9 | 9 |
| 1800 | 1 | 1 |
| 1900 | 5 | 5 |
| 2000 | 2 | 2 |
| 2100 | 0 | 0 |
| 2200 | 0 | 0 |
| 2300 | 0 | 0 |
| 07-19 | 346 | 346 |
| 06-22 | 359 | 359 |
| 06-00 | 359 | 359 |
| 00-00 | 361 | 361 |

Peak step 9:00 (77) AM Peak step 9:00 (77) PM Peak step 14:00 (19)

*** Wednesday, January 24, 2024**

| Time | Total | Cls |
|--------------|------------|------------|
| <-- | | 15 |
| 0000 | 0 | 0 |
| 0100 | 0 | 0 |
| 0200 | 0 | 0 |
| 0300 | 0 | 0 |
| 0400 | 0 | 0 |
| 0500 | 0 | 0 |
| 0600 | 2 | 2 |
| 0700 | 7 | 7 |
| 0800 | 16 | 16 |
| 0900 | 34 | 34 |
| 1000 | 13 | 13 |
| 1100 | 18 | 18 |
| 1200 | 15 | 15 |
| 1300 | 12 | 12 |
| 1400 | 8 | 8 |
| 1500 | 7 | 7 |
| 1600 | 11 | 11 |
| 1700 | 6 | 6 |
| 1800 | 3 | 3 |
| 1900 | 1 | 1 |
| 2000 | 1 | 1 |
| 2100 | 1 | 1 |
| 2200 | 1 | 1 |
| 2300 | 0 | 0 |
| 07-19 | 150 | 150 |
| 06-22 | 155 | 155 |
| 06-00 | 156 | 156 |
| 00-00 | 156 | 156 |

Peak step 9:00 (34) AM Peak step 9:00 (34) PM Peak step 12:00 (15)

*** Thursday, January 25, 2024**

| Time | Total | Cls |
|--------------|------------|------------|
| <-- | | 15 |
| 0000 | 0 | 0 |
| 0100 | 0 | 0 |
| 0200 | 0 | 0 |
| 0300 | 0 | 0 |
| 0400 | 0 | 0 |
| 0500 | 0 | 0 |
| 0600 | 3 | 3 |
| 0700 | 23 | 23 |
| 0800 | 78 | 78 |
| 0900 | 84 | 84 |
| 1000 | 45 | 45 |
| 1100 | 26 | 26 |
| 1200 | 21 | 21 |
| 1300 | 24 | 24 |
| 1400 | 15 | 15 |
| 1500 | 14 | 14 |
| 1600 | 20 | 20 |
| 1700 | 13 | 13 |
| 1800 | 4 | 4 |
| 1900 | 1 | 1 |
| 2000 | 2 | 2 |
| 2100 | 1 | 1 |
| 2200 | 0 | 0 |
| 2300 | 0 | 0 |
| 07-19 | 367 | 367 |
| 06-22 | 374 | 374 |
| 06-00 | 374 | 374 |
| 00-00 | 374 | 374 |

Peak step 9:00 (84) AM Peak step 9:00 (84) PM Peak step 13:00 (24)

*** Friday, January 26, 2024**

| Time | Total | Cls |
|---------------|--------------|------------|
| <-- | | 15 |
| 0000 | 0 | 0 |
| 0100 | 0 | 0 |
| 0200 | 0 | 0 |
| 0300 | 0 | 0 |
| 0400 | 0 | 0 |
| 0500 | 1 | 1 |
| 0600 | 4 | 4 |
| 0700 | 21 | 21 |
| 0800 | 39 | 39 |
| 0900 | 43 | 43 |
| 1000 | 21 | 21 |
| 1100 | 25 | 25 |
| 1200 | 15 | 15 |
| 1300 | 16 | 16 |
| 1400 | 14 | 14 |
| 1500 | 11 | 11 |
| 1600 | 15 | 15 |
| 1700 | 8 | 8 |
| 1800 | 5 | 5 |
| 1900 | 1 | 1 |
| 2000 | 0 | 0 |
| 2100 | 1 | 1 |
| 2200 | 0 | 0 |
| 2300 | 0 | 0 |
| 07-19 | 233 | 233 |
| 06-22 | 239 | 239 |
| 06-00 | 239 | 239 |
| 00-00 | 240 | 240 |

Peak step 9:00 (43) AM Peak step 9:00 (43) PM Peak step 13:00 (16)

*** Saturday, January 27, 2024**

| Time | Total | Cls |
|---------------|--------------|------------|
| <-- | | 15 |
| 0000 | 0 | 0 |
| 0100 | 0 | 0 |
| 0200 | 0 | 0 |
| 0300 | 0 | 0 |
| 0400 | 0 | 0 |
| 0500 | 0 | 0 |
| 0600 | 1 | 1 |
| 0700 | 6 | 6 |
| 0800 | 11 | 11 |
| 0900 | 21 | 21 |
| 1000 | 35 | 35 |
| 1100 | 26 | 26 |
| 1200 | 25 | 25 |
| 1300 | 32 | 32 |
| 1400 | 45 | 45 |
| 1500 | 33 | 33 |
| 1600 | 25 | 25 |
| 1700 | 7 | 7 |
| 1800 | 2 | 2 |
| 1900 | 2 | 2 |
| 2000 | 0 | 0 |
| 2100 | 0 | 0 |
| 2200 | 0 | 0 |
| 2300 | 1 | 1 |
| 07-19 | 268 | 268 |
| 06-22 | 271 | 271 |
| 06-00 | 272 | 272 |
| 00-00 | 272 | 272 |

Peak step 14:00 (45) AM Peak step 10:00 (35) PM Peak step 14:00 (45)

*** Sunday, January 28, 2024**

| Time | Total | Cls |
|---------------|--------------|------------|
| <-- | | 15 |
| 0000 | 0 | 0 |
| 0100 | 0 | 0 |
| 0200 | 0 | 0 |
| 0300 | 0 | 0 |
| 0400 | 0 | 0 |
| 0500 | 1 | 1 |
| 0600 | 3 | 3 |
| 0700 | 6 | 6 |
| 0800 | 16 | 16 |
| 0900 | 24 | 24 |
| 1000 | 19 | 19 |
| 1100 | 25 | 25 |
| 1200 | 17 | 17 |
| 1300 | 35 | 35 |
| 1400 | 27 | 27 |
| 1500 | 20 | 20 |
| 1600 | 33 | 33 |
| 1700 | 13 | 13 |
| 1800 | 3 | 3 |
| 1900 | 2 | 2 |
| 2000 | 1 | 1 |
| 2100 | 0 | 0 |
| 2200 | 0 | 0 |
| 2300 | 0 | 0 |
| 07-19 | 238 | 238 |
| 06-22 | 244 | 244 |
| 06-00 | 244 | 244 |
| 00-00 | 245 | 245 |

Peak step 13:00 (35) AM Peak step 11:00 (25) PM Peak step 13:00 (35)

*** Monday, January 29, 2024**

| Time | Total | Cls |
|---------------|--------------|------------|
| <-- | | 15 |
| 0000 | 0 | 0 |
| 0100 | 0 | 0 |
| 0200 | 0 | 0 |
| 0300 | 0 | 0 |
| 0400 | 0 | 0 |
| 0500 | 1 | 1 |
| 0600 | 6 | 6 |
| 0700 | 26 | 26 |
| 0800 | 63 | 63 |
| 0900 | 57 | 57 |
| 1000 | 34 | 34 |
| 1100 | 22 | 22 |
| 1200 | 36 | 36 |
| 1300 | 16 | 16 |
| 1400 | 15 | 15 |
| 1500 | 29 | 29 |
| 1600 | 23 | 23 |
| 1700 | 17 | 17 |
| 1800 | 4 | 4 |
| 1900 | 4 | 4 |
| 2000 | 1 | 1 |
| 2100 | 2 | 2 |
| 2200 | 0 | 0 |
| 2300 | 0 | 0 |
| 07-19 | 342 | 342 |
| 06-22 | 355 | 355 |
| 06-00 | 355 | 355 |
| 00-00 | 356 | 356 |

Peak step 8:00 (63) AM Peak step 8:00 (63) PM Peak step 12:00 (36)

*** Tuesday, January 30, 2024**

| Time | Total | Cls |
|--------------|--------------|------------|
| <-- | | 15 |
| 0000 | 0 | 0 |
| 0100 | 0 | 0 |
| 0200 | 0 | 0 |
| 0300 | 0 | 0 |
| 0400 | 0 | 0 |
| 0500 | 1 | 1 |
| 0600 | 8 | 8 |
| 0700 | 44 | 44 |
| 0800 | 90 | 90 |
| 0900 | 82 | 82 |
| 1000 | 43 | 43 |
| 1100 | 43 | 43 |
| 1200 | 26 | 26 |
| 1300 | 15 | 15 |
| 1400 | 16 | 16 |
| 1500 | 17 | 17 |
| 1600 | 26 | 26 |
| 1700 | 9 | 9 |
| 1800 | 3 | 3 |
| 1900 | 5 | 5 |
| 2000 | 1 | 1 |
| 2100 | 3 | 3 |
| 2200 | 0 | 0 |
| 2300 | 0 | 0 |
| 07-19 | 414 | 414 |
| 06-22 | 431 | 431 |
| 06-00 | 431 | 431 |
| 00-00 | 432 | 432 |

Peak step 8:00 (90) AM Peak step 8:00 (90) PM Peak step 12:00 (26)

*** Wednesday, January 31, 2024**

| Time | Total | Cls |
|--------------|--------------|------------|
| <-- | | 15 |
| 0000 | 0 | 0 |
| 0100 | 0 | 0 |
| 0200 | 0 | 0 |
| 0300 | 0 | 0 |
| 0400 | 0 | 0 |
| 0500 | 0 | 0 |
| 0600 | 5 | 5 |
| 0700 | 15 | 15 |
| 0800 | 38 | 38 |
| 0900 | 26 | 26 |
| 1000 | 11 | 11 |
| 1100 | 9 | 9 |
| 1200 | 6 | 6 |
| 1300 | 3 | 3 |
| 1400 | 0 | 0 |
| 1500 | 2 | 2 |
| 1600 | 2 | 2 |
| 1700 | 3 | 3 |
| 1800 | 1 | 1 |
| 1900 | 0 | 0 |
| 2000 | 0 | 0 |
| 2100 | 0 | 0 |
| 2200 | 0 | 0 |
| 2300 | 0 | 0 |
| 07-19 | 116 | 116 |
| 06-22 | 121 | 121 |
| 06-00 | 121 | 121 |
| 00-00 | 121 | 121 |

Peak step 8:00 (38) AM Peak step 8:00 (38) PM Peak step 12:00 (6)

*** Thursday, February 1, 2024**

| Time | Total | Cls |
|---------------|--------------|------------|
| <-- | | 15 |
| 0000 | 0 | 0 |
| 0100 | 0 | 0 |
| 0200 | 0 | 0 |
| 0300 | 0 | 0 |
| 0400 | 0 | 0 |
| 0500 | 0 | 0 |
| 0600 | 2 | 2 |
| 0700 | 12 | 12 |
| 0800 | 21 | 21 |
| 0900 | 30 | 30 |
| 1000 | 11 | 11 |
| 1100 | 15 | 15 |
| 1200 | 14 | 14 |
| 1300 | 14 | 14 |
| 1400 | 8 | 8 |
| 1500 | 12 | 12 |
| 1600 | 9 | 9 |
| 1700 | 3 | 3 |
| 1800 | 2 | 2 |
| 1900 | 1 | 1 |
| 2000 | 0 | 0 |
| 2100 | 0 | 0 |
| 2200 | 0 | 0 |
| 2300 | 0 | 0 |
| 07-19 | 151 | 151 |
| 06-22 | 154 | 154 |
| 06-00 | 154 | 154 |
| 00-00 | 154 | 154 |

Peak step 9:00 (30) AM Peak step 9:00 (30) PM Peak step 12:00 (14)

*** Friday, February 2, 2024**

| Time | Total | Cls |
|---------------|--------------|------------|
| <-- | | 15 |
| 0000 | 0 | 0 |
| 0100 | 0 | 0 |
| 0200 | 0 | 0 |
| 0300 | 0 | 0 |
| 0400 | 0 | 0 |
| 0500 | 0 | 0 |
| 0600 | 1 | 1 |
| 0700 | 10 | 10 |
| 0800 | 16 | 16 |
| 0900 | 20 | 20 |
| 1000 | 15 | 15 |
| 1100 | 14 | 14 |
| 1200 | 13 | 13 |
| 1300 | 8 | 8 |
| 1400 | 11 | 11 |
| 1500 | 12 | 12 |
| 1600 | 11 | 11 |
| 1700 | 8 | 8 |
| 1800 | 4 | 4 |
| 1900 | 0 | 0 |
| 2000 | 0 | 0 |
| 2100 | 0 | 0 |
| 2200 | 0 | 0 |
| 2300 | 0 | 0 |
| 07-19 | 142 | 142 |
| 06-22 | 143 | 143 |
| 06-00 | 143 | 143 |
| 00-00 | 143 | 143 |

Peak step 9:00 (20) AM Peak step 9:00 (20) PM Peak step 12:00 (13)

*** Saturday, February 3, 2024**

| Time | Total | Cls |
|---------------|--------------|------------|
| <-- | | 15 |
| 0000 | 0 | 0 |
| 0100 | 0 | 0 |
| 0200 | 0 | 0 |
| 0300 | 0 | 0 |
| 0400 | 0 | 0 |
| 0500 | 0 | 0 |
| 0600 | 0 | 0 |
| 0700 | 3 | 3 |
| 0800 | 8 | 8 |
| 0900 | 15 | 15 |
| 1000 | 26 | 26 |
| 1100 | 17 | 17 |
| 1200 | 20 | 20 |
| 1300 | 24 | 24 |
| 1400 | 28 | 28 |
| 1500 | 23 | 23 |
| 1600 | 10 | 10 |
| 1700 | 1 | 1 |
| 1800 | 0 | 0 |
| 1900 | 0 | 0 |
| 2000 | 0 | 0 |
| 2100 | 0 | 0 |
| 2200 | 1 | 1 |
| 2300 | 0 | 0 |
| 07-19 | 175 | 175 |
| 06-22 | 175 | 175 |
| 06-00 | 176 | 176 |
| 00-00 | 176 | 176 |

Peak step 14:00 (28) AM Peak step 10:00 (26) PM Peak step 14:00 (28)

Traffic Data Service -- San Jose, CA Class Report

CustomList-880 -- English (ENU)

Datasets:

Site: [10] STEVENS CREEK TRAIL BT MOFFETT BLVD AND LA AVENIDA
Data type: Axle sensors - Paired (Class/Speed/Count)

Profile:

Included classes: 15
Speed range: 0 - 100 mph.
Direction: North (bound), P = North, Lane = 0-16
Name: Default Profile
Scheme: Vehicle classification (Bicycle_15_scheme)
Units: Non metric (ft, mi, ft/s, mph, lb, ton)

Column Legend:

0 [Time] 24-hour time (0000 - 2359)
1 [Total] Number in time step
2 [Cls] Class totals

*** Sunday, February 11, 2024**

| Time | Total | Cls |
|--------------|------------|------------|
| <-- | | 15 |
| 0000 | 0 | 0 |
| 0100 | 0 | 0 |
| 0200 | 0 | 0 |
| 0300 | 0 | 0 |
| 0400 | 0 | 0 |
| 0500 | 1 | 1 |
| 0600 | 0 | 0 |
| 0700 | 4 | 4 |
| 0800 | 14 | 14 |
| 0900 | 23 | 23 |
| 1000 | 23 | 23 |
| 1100 | 27 | 27 |
| 1200 | 25 | 25 |
| 1300 | 19 | 19 |
| 1400 | 19 | 19 |
| 1500 | 17 | 17 |
| 1600 | 24 | 24 |
| 1700 | 6 | 6 |
| 1800 | 3 | 3 |
| 1900 | 0 | 0 |
| 2000 | 2 | 2 |
| 2100 | 0 | 0 |
| 2200 | 0 | 0 |
| 2300 | 0 | 0 |
| 07-19 | 204 | 204 |
| 06-22 | 206 | 206 |
| 06-00 | 206 | 206 |
| 00-00 | 207 | 207 |

Peak step 11:00 (27) AM Peak step 11:00 (27) PM Peak step 12:00 (25)

*** Monday, February 12, 2024**

| Time | Total | Cls |
|---------------|--------------|------------|
| <-- | | 15 |
| 0000 | 1 | 1 |
| 0100 | 0 | 0 |
| 0200 | 0 | 0 |
| 0300 | 0 | 0 |
| 0400 | 0 | 0 |
| 0500 | 0 | 0 |
| 0600 | 8 | 8 |
| 0700 | 25 | 25 |
| 0800 | 47 | 47 |
| 0900 | 54 | 54 |
| 1000 | 20 | 20 |
| 1100 | 17 | 17 |
| 1200 | 24 | 24 |
| 1300 | 13 | 13 |
| 1400 | 15 | 15 |
| 1500 | 15 | 15 |
| 1600 | 19 | 19 |
| 1700 | 9 | 9 |
| 1800 | 5 | 5 |
| 1900 | 2 | 2 |
| 2000 | 0 | 0 |
| 2100 | 0 | 0 |
| 2200 | 0 | 0 |
| 2300 | 0 | 0 |
| 07-19 | 263 | 263 |
| 06-22 | 273 | 273 |
| 06-00 | 273 | 273 |
| 00-00 | 274 | 274 |

Peak step 9:00 (54) AM Peak step 9:00 (54) PM Peak step 12:00 (24)

*** Tuesday, February 13, 2024**

| Time | Total | Cls |
|---------------|--------------|------------|
| <-- | | 15 |
| 0000 | 0 | 0 |
| 0100 | 0 | 0 |
| 0200 | 0 | 0 |
| 0300 | 0 | 0 |
| 0400 | 0 | 0 |
| 0500 | 1 | 1 |
| 0600 | 7 | 7 |
| 0700 | 33 | 33 |
| 0800 | 82 | 82 |
| 0900 | 81 | 81 |
| 1000 | 49 | 49 |
| 1100 | 41 | 41 |
| 1200 | 24 | 24 |
| 1300 | 17 | 17 |
| 1400 | 11 | 11 |
| 1500 | 19 | 19 |
| 1600 | 11 | 11 |
| 1700 | 13 | 13 |
| 1800 | 6 | 6 |
| 1900 | 3 | 3 |
| 2000 | 1 | 1 |
| 2100 | 0 | 0 |
| 2200 | 0 | 0 |
| 2300 | 0 | 0 |
| 07-19 | 387 | 387 |
| 06-22 | 398 | 398 |
| 06-00 | 398 | 398 |
| 00-00 | 399 | 399 |

Peak step 8:00 (82) AM Peak step 8:00 (82) PM Peak step 12:00 (24)

*** Wednesday, February 14, 2024**

| Time | Total | Cls |
|--------------|------------|------------|
| <-- | | 15 |
| 0000 | 0 | 0 |
| 0100 | 0 | 0 |
| 0200 | 0 | 0 |
| 0300 | 0 | 0 |
| 0400 | 1 | 1 |
| 0500 | 0 | 0 |
| 0600 | 2 | 2 |
| 0700 | 21 | 21 |
| 0800 | 48 | 48 |
| 0900 | 63 | 63 |
| 1000 | 21 | 21 |
| 1100 | 26 | 26 |
| 1200 | 13 | 13 |
| 1300 | 1 | 1 |
| 1400 | 4 | 4 |
| 1500 | 1 | 1 |
| 1600 | 1 | 1 |
| 1700 | 3 | 3 |
| 1800 | 1 | 1 |
| 1900 | 1 | 1 |
| 2000 | 0 | 0 |
| 2100 | 0 | 0 |
| 2200 | 0 | 0 |
| 2300 | 1 | 1 |
| 07-19 | 203 | 203 |
| 06-22 | 206 | 206 |
| 06-00 | 207 | 207 |
| 00-00 | 208 | 208 |

Peak step 9:00 (63) AM Peak step 9:00 (63) PM Peak step 12:00 (13)

*** Thursday, February 15, 2024**

| Time | Total | Cls |
|--------------|------------|------------|
| <-- | | 15 |
| 0000 | 0 | 0 |
| 0100 | 0 | 0 |
| 0200 | 0 | 0 |
| 0300 | 0 | 0 |
| 0400 | 0 | 0 |
| 0500 | 1 | 1 |
| 0600 | 8 | 8 |
| 0700 | 27 | 27 |
| 0800 | 52 | 52 |
| 0900 | 46 | 46 |
| 1000 | 36 | 36 |
| 1100 | 31 | 31 |
| 1200 | 12 | 12 |
| 1300 | 15 | 15 |
| 1400 | 25 | 25 |
| 1500 | 19 | 19 |
| 1600 | 16 | 16 |
| 1700 | 14 | 14 |
| 1800 | 3 | 3 |
| 1900 | 2 | 2 |
| 2000 | 1 | 1 |
| 2100 | 0 | 0 |
| 2200 | 0 | 0 |
| 2300 | 0 | 0 |
| 07-19 | 296 | 296 |
| 06-22 | 307 | 307 |
| 06-00 | 307 | 307 |
| 00-00 | 308 | 308 |

Peak step 8:00 (52) AM Peak step 8:00 (52) PM Peak step 14:00 (25)

*** Friday, February 16, 2024**

| Time | Total | Cls |
|---------------|--------------|------------|
| <-- | | 15 |
| 0000 | 0 | 0 |
| 0100 | 0 | 0 |
| 0200 | 0 | 0 |
| 0300 | 0 | 0 |
| 0400 | 0 | 0 |
| 0500 | 3 | 3 |
| 0600 | 4 | 4 |
| 0700 | 20 | 20 |
| 0800 | 46 | 46 |
| 0900 | 40 | 40 |
| 1000 | 18 | 18 |
| 1100 | 24 | 24 |
| 1200 | 28 | 28 |
| 1300 | 15 | 15 |
| 1400 | 10 | 10 |
| 1500 | 12 | 12 |
| 1600 | 22 | 22 |
| 1700 | 13 | 13 |
| 1800 | 4 | 4 |
| 1900 | 2 | 2 |
| 2000 | 1 | 1 |
| 2100 | 1 | 1 |
| 2200 | 2 | 2 |
| 2300 | 1 | 1 |
| 07-19 | 252 | 252 |
| 06-22 | 260 | 260 |
| 06-00 | 263 | 263 |
| 00-00 | 266 | 266 |

Peak step 8:00 (46) AM Peak step 8:00 (46) PM Peak step 12:00 (28)

*** Saturday, February 17, 2024**

| Time | Total | Cls |
|---------------|--------------|------------|
| <-- | | 15 |
| 0000 | 0 | 0 |
| 0100 | 0 | 0 |
| 0200 | 0 | 0 |
| 0300 | 0 | 0 |
| 0400 | 0 | 0 |
| 0500 | 1 | 1 |
| 0600 | 1 | 1 |
| 0700 | 4 | 4 |
| 0800 | 4 | 4 |
| 0900 | 2 | 2 |
| 1000 | 2 | 2 |
| 1100 | 3 | 3 |
| 1200 | 3 | 3 |
| 1300 | 4 | 4 |
| 1400 | 6 | 6 |
| 1500 | 1 | 1 |
| 1600 | 1 | 1 |
| 1700 | 0 | 0 |
| 1800 | 0 | 0 |
| 1900 | 0 | 0 |
| 2000 | 0 | 0 |
| 2100 | 0 | 0 |
| 2200 | 0 | 0 |
| 2300 | 0 | 0 |
| 07-19 | 30 | 30 |
| 06-22 | 31 | 31 |
| 06-00 | 31 | 31 |
| 00-00 | 32 | 32 |

Peak step 14:00 (6) AM Peak step 7:00 (4) PM Peak step 14:00 (6)

Traffic Data Service -- San Jose, CA Class Report

CustomList-858 -- English (ENU)

Datasets:

Site: [10] STEVENS CREEK TRAIL BT MOFFETT BLVD AND LA AVENIDA
Data type: Axle sensors - Paired (Class/Speed/Count)

Profile:

Included classes: 15
Speed range: 0 - 100 mph.
Direction: South (bound), P = North, Lane = 0-16
Name: Default Profile
Scheme: Vehicle classification (Bicycle_15_scheme)
Units: Non metric (ft, mi, ft/s, mph, lb, ton)

Column Legend:

0 [Time] 24-hour time (0000 - 2359)
1 [Total] Number in time step
2 [Cls] Class totals

*** Sunday, January 21, 2024**

| Time | Total | Cls |
|--------------|------------|------------|
| <-- | | 15 |
| 0000 | 0 | 0 |
| 0100 | 1 | 1 |
| 0200 | 0 | 0 |
| 0300 | 0 | 0 |
| 0400 | 0 | 0 |
| 0500 | 0 | 0 |
| 0600 | 1 | 1 |
| 0700 | 4 | 4 |
| 0800 | 2 | 2 |
| 0900 | 12 | 12 |
| 1000 | 13 | 13 |
| 1100 | 25 | 25 |
| 1200 | 30 | 30 |
| 1300 | 27 | 27 |
| 1400 | 25 | 25 |
| 1500 | 24 | 24 |
| 1600 | 19 | 19 |
| 1700 | 10 | 10 |
| 1800 | 1 | 1 |
| 1900 | 0 | 0 |
| 2000 | 1 | 1 |
| 2100 | 0 | 0 |
| 2200 | 2 | 2 |
| 2300 | 0 | 0 |
| 07-19 | 192 | 192 |
| 06-22 | 194 | 194 |
| 06-00 | 196 | 196 |
| 00-00 | 197 | 197 |

Peak step 12:00 (30) AM Peak step 11:00 (25) PM Peak step 12:00 (30)

*** Monday, January 22, 2024**

| Time | Total | Cls |
|---------------|--------------|------------|
| <-- | | 15 |
| 0000 | 0 | 0 |
| 0100 | 0 | 0 |
| 0200 | 0 | 0 |
| 0300 | 0 | 0 |
| 0400 | 0 | 0 |
| 0500 | 1 | 1 |
| 0600 | 0 | 0 |
| 0700 | 2 | 2 |
| 0800 | 1 | 1 |
| 0900 | 3 | 3 |
| 1000 | 1 | 1 |
| 1100 | 1 | 1 |
| 1200 | 4 | 4 |
| 1300 | 4 | 4 |
| 1400 | 9 | 9 |
| 1500 | 9 | 9 |
| 1600 | 11 | 11 |
| 1700 | 24 | 24 |
| 1800 | 16 | 16 |
| 1900 | 8 | 8 |
| 2000 | 4 | 4 |
| 2100 | 3 | 3 |
| 2200 | 2 | 2 |
| 2300 | 0 | 0 |
| 07-19 | 85 | 85 |
| 06-22 | 100 | 100 |
| 06-00 | 102 | 102 |
| 00-00 | 103 | 103 |

Peak step 17:00 (24) AM Peak step 9:00 (3) PM Peak step 17:00 (24)

*** Tuesday, January 23, 2024**

| Time | Total | Cls |
|---------------|--------------|------------|
| <-- | | 15 |
| 0000 | 0 | 0 |
| 0100 | 1 | 1 |
| 0200 | 0 | 0 |
| 0300 | 0 | 0 |
| 0400 | 0 | 0 |
| 0500 | 0 | 0 |
| 0600 | 6 | 6 |
| 0700 | 8 | 8 |
| 0800 | 11 | 11 |
| 0900 | 9 | 9 |
| 1000 | 8 | 8 |
| 1100 | 9 | 9 |
| 1200 | 6 | 6 |
| 1300 | 16 | 16 |
| 1400 | 27 | 27 |
| 1500 | 37 | 37 |
| 1600 | 68 | 68 |
| 1700 | 93 | 93 |
| 1800 | 27 | 27 |
| 1900 | 26 | 26 |
| 2000 | 12 | 12 |
| 2100 | 3 | 3 |
| 2200 | 3 | 3 |
| 2300 | 1 | 1 |
| 07-19 | 319 | 319 |
| 06-22 | 366 | 366 |
| 06-00 | 370 | 370 |
| 00-00 | 371 | 371 |

Peak step 17:00 (93) AM Peak step 8:00 (11) PM Peak step 17:00 (93)

*** Wednesday, January 24, 2024**

| Time | Total | Cls |
|---------------|--------------|------------|
| <-- | | 15 |
| 0000 | 0 | 0 |
| 0100 | 1 | 1 |
| 0200 | 0 | 0 |
| 0300 | 0 | 0 |
| 0400 | 0 | 0 |
| 0500 | 1 | 1 |
| 0600 | 0 | 0 |
| 0700 | 1 | 1 |
| 0800 | 1 | 1 |
| 0900 | 2 | 2 |
| 1000 | 0 | 0 |
| 1100 | 2 | 2 |
| 1200 | 7 | 7 |
| 1300 | 7 | 7 |
| 1400 | 10 | 10 |
| 1500 | 11 | 11 |
| 1600 | 30 | 30 |
| 1700 | 45 | 45 |
| 1800 | 18 | 18 |
| 1900 | 15 | 15 |
| 2000 | 8 | 8 |
| 2100 | 3 | 3 |
| 2200 | 2 | 2 |
| 2300 | 3 | 3 |
| 07-19 | 134 | 134 |
| 06-22 | 160 | 160 |
| 06-00 | 165 | 165 |
| 00-00 | 167 | 167 |

Peak step 17:00 (45) **AM Peak step** 9:00 (2) **PM Peak step** 17:00 (45)

*** Thursday, January 25, 2024**

| Time | Total | Cls |
|---------------|--------------|------------|
| <-- | | 15 |
| 0000 | 0 | 0 |
| 0100 | 1 | 1 |
| 0200 | 0 | 0 |
| 0300 | 0 | 0 |
| 0400 | 0 | 0 |
| 0500 | 1 | 1 |
| 0600 | 2 | 2 |
| 0700 | 6 | 6 |
| 0800 | 10 | 10 |
| 0900 | 7 | 7 |
| 1000 | 14 | 14 |
| 1100 | 11 | 11 |
| 1200 | 19 | 19 |
| 1300 | 18 | 18 |
| 1400 | 25 | 25 |
| 1500 | 34 | 34 |
| 1600 | 68 | 68 |
| 1700 | 108 | 108 |
| 1800 | 39 | 39 |
| 1900 | 19 | 19 |
| 2000 | 11 | 11 |
| 2100 | 5 | 5 |
| 2200 | 1 | 1 |
| 2300 | 2 | 2 |
| 07-19 | 359 | 359 |
| 06-22 | 396 | 396 |
| 06-00 | 399 | 399 |
| 00-00 | 401 | 401 |

Peak step 17:00 (108) **AM Peak step** 10:00 (14) **PM Peak step** 17:00 (108)

*** Friday, January 26, 2024**

| Time | Total | Cls |
|---------------|--------------|------------|
| <-- | | 15 |
| 0000 | 0 | 0 |
| 0100 | 1 | 1 |
| 0200 | 0 | 0 |
| 0300 | 0 | 0 |
| 0400 | 0 | 0 |
| 0500 | 0 | 0 |
| 0600 | 2 | 2 |
| 0700 | 7 | 7 |
| 0800 | 8 | 8 |
| 0900 | 10 | 10 |
| 1000 | 9 | 9 |
| 1100 | 12 | 12 |
| 1200 | 15 | 15 |
| 1300 | 19 | 19 |
| 1400 | 24 | 24 |
| 1500 | 24 | 24 |
| 1600 | 31 | 31 |
| 1700 | 47 | 47 |
| 1800 | 27 | 27 |
| 1900 | 9 | 9 |
| 2000 | 5 | 5 |
| 2100 | 0 | 0 |
| 2200 | 1 | 1 |
| 2300 | 1 | 1 |
| 07-19 | 233 | 233 |
| 06-22 | 249 | 249 |
| 06-00 | 251 | 251 |
| 00-00 | 252 | 252 |

Peak step 17:00 (47) AM Peak step 11:00 (12) PM Peak step 17:00 (47)

*** Saturday, January 27, 2024**

| Time | Total | Cls |
|---------------|--------------|------------|
| <-- | | 15 |
| 0000 | 0 | 0 |
| 0100 | 1 | 1 |
| 0200 | 0 | 0 |
| 0300 | 0 | 0 |
| 0400 | 0 | 0 |
| 0500 | 0 | 0 |
| 0600 | 1 | 1 |
| 0700 | 4 | 4 |
| 0800 | 4 | 4 |
| 0900 | 12 | 12 |
| 1000 | 22 | 22 |
| 1100 | 26 | 26 |
| 1200 | 31 | 31 |
| 1300 | 18 | 18 |
| 1400 | 22 | 22 |
| 1500 | 44 | 44 |
| 1600 | 27 | 27 |
| 1700 | 37 | 37 |
| 1800 | 2 | 2 |
| 1900 | 1 | 1 |
| 2000 | 1 | 1 |
| 2100 | 1 | 1 |
| 2200 | 1 | 1 |
| 2300 | 2 | 2 |
| 07-19 | 249 | 249 |
| 06-22 | 253 | 253 |
| 06-00 | 256 | 256 |
| 00-00 | 257 | 257 |

Peak step 15:00 (44) AM Peak step 11:00 (26) PM Peak step 15:00 (44)

*** Sunday, January 28, 2024**

| Time | Total | Cls |
|--------------|------------|------------|
| <-- | | 15 |
| 0000 | 0 | 0 |
| 0100 | 0 | 0 |
| 0200 | 0 | 0 |
| 0300 | 0 | 0 |
| 0400 | 0 | 0 |
| 0500 | 0 | 0 |
| 0600 | 0 | 0 |
| 0700 | 7 | 7 |
| 0800 | 5 | 5 |
| 0900 | 17 | 17 |
| 1000 | 14 | 14 |
| 1100 | 29 | 29 |
| 1200 | 20 | 20 |
| 1300 | 27 | 27 |
| 1400 | 34 | 34 |
| 1500 | 30 | 30 |
| 1600 | 37 | 37 |
| 1700 | 33 | 33 |
| 1800 | 5 | 5 |
| 1900 | 4 | 4 |
| 2000 | 2 | 2 |
| 2100 | 1 | 1 |
| 2200 | 1 | 1 |
| 2300 | 1 | 1 |
| 07-19 | 258 | 258 |
| 06-22 | 265 | 265 |
| 06-00 | 267 | 267 |
| 00-00 | 267 | 267 |

Peak step 16:00 (37) AM Peak step 11:00 (29) PM Peak step 16:00 (37)

*** Monday, January 29, 2024**

| Time | Total | Cls |
|--------------|------------|------------|
| <-- | | 15 |
| 0000 | 0 | 0 |
| 0100 | 0 | 0 |
| 0200 | 0 | 0 |
| 0300 | 0 | 0 |
| 0400 | 0 | 0 |
| 0500 | 1 | 1 |
| 0600 | 1 | 1 |
| 0700 | 9 | 9 |
| 0800 | 7 | 7 |
| 0900 | 10 | 10 |
| 1000 | 18 | 18 |
| 1100 | 12 | 12 |
| 1200 | 19 | 19 |
| 1300 | 24 | 24 |
| 1400 | 16 | 16 |
| 1500 | 37 | 37 |
| 1600 | 56 | 56 |
| 1700 | 76 | 76 |
| 1800 | 20 | 20 |
| 1900 | 20 | 20 |
| 2000 | 10 | 10 |
| 2100 | 5 | 5 |
| 2200 | 2 | 2 |
| 2300 | 1 | 1 |
| 07-19 | 304 | 304 |
| 06-22 | 340 | 340 |
| 06-00 | 343 | 343 |
| 00-00 | 344 | 344 |

Peak step 17:00 (76) AM Peak step 10:00 (18) PM Peak step 17:00 (76)

*** Tuesday, January 30, 2024**

| Time | Total | Cls |
|---------------|--------------|------------|
| <-- | | 15 |
| 0000 | 0 | 0 |
| 0100 | 2 | 2 |
| 0200 | 0 | 0 |
| 0300 | 0 | 0 |
| 0400 | 0 | 0 |
| 0500 | 1 | 1 |
| 0600 | 1 | 1 |
| 0700 | 8 | 8 |
| 0800 | 13 | 13 |
| 0900 | 9 | 9 |
| 1000 | 11 | 11 |
| 1100 | 11 | 11 |
| 1200 | 14 | 14 |
| 1300 | 21 | 21 |
| 1400 | 31 | 31 |
| 1500 | 31 | 31 |
| 1600 | 76 | 76 |
| 1700 | 106 | 106 |
| 1800 | 43 | 43 |
| 1900 | 38 | 38 |
| 2000 | 17 | 17 |
| 2100 | 4 | 4 |
| 2200 | 2 | 2 |
| 2300 | 2 | 2 |
| 07-19 | 374 | 374 |
| 06-22 | 434 | 434 |
| 06-00 | 438 | 438 |
| 00-00 | 441 | 441 |

Peak step 17:00 (106) AM Peak step 8:00 (13) PM Peak step 17:00 (106)

*** Wednesday, January 31, 2024**

| Time | Total | Cls |
|---------------|--------------|------------|
| <-- | | 15 |
| 0000 | 0 | 0 |
| 0100 | 2 | 2 |
| 0200 | 0 | 0 |
| 0300 | 0 | 0 |
| 0400 | 0 | 0 |
| 0500 | 1 | 1 |
| 0600 | 2 | 2 |
| 0700 | 2 | 2 |
| 0800 | 5 | 5 |
| 0900 | 7 | 7 |
| 1000 | 3 | 3 |
| 1100 | 0 | 0 |
| 1200 | 9 | 9 |
| 1300 | 6 | 6 |
| 1400 | 8 | 8 |
| 1500 | 2 | 2 |
| 1600 | 17 | 17 |
| 1700 | 19 | 19 |
| 1800 | 16 | 16 |
| 1900 | 11 | 11 |
| 2000 | 2 | 2 |
| 2100 | 0 | 0 |
| 2200 | 0 | 0 |
| 2300 | 1 | 1 |
| 07-19 | 94 | 94 |
| 06-22 | 109 | 109 |
| 06-00 | 110 | 110 |
| 00-00 | 113 | 113 |

Peak step 17:00 (19) AM Peak step 9:00 (7) PM Peak step 17:00 (19)

*** Thursday, February 1, 2024**

| Time | Total | Cls |
|---------------|--------------|------------|
| <-- | | 15 |
| 0000 | 0 | 0 |
| 0100 | 1 | 1 |
| 0200 | 0 | 0 |
| 0300 | 0 | 0 |
| 0400 | 0 | 0 |
| 0500 | 0 | 0 |
| 0600 | 3 | 3 |
| 0700 | 3 | 3 |
| 0800 | 1 | 1 |
| 0900 | 2 | 2 |
| 1000 | 1 | 1 |
| 1100 | 2 | 2 |
| 1200 | 5 | 5 |
| 1300 | 12 | 12 |
| 1400 | 5 | 5 |
| 1500 | 18 | 18 |
| 1600 | 22 | 22 |
| 1700 | 46 | 46 |
| 1800 | 16 | 16 |
| 1900 | 11 | 11 |
| 2000 | 4 | 4 |
| 2100 | 4 | 4 |
| 2200 | 0 | 0 |
| 2300 | 1 | 1 |
| 07-19 | 133 | 133 |
| 06-22 | 155 | 155 |
| 06-00 | 156 | 156 |
| 00-00 | 157 | 157 |

Peak step 17:00 (46) AM Peak step 6:00 (3) PM Peak step 17:00 (46)

*** Friday, February 2, 2024**

| Time | Total | Cls |
|---------------|--------------|------------|
| <-- | | 15 |
| 0000 | 0 | 0 |
| 0100 | 0 | 0 |
| 0200 | 0 | 0 |
| 0300 | 0 | 0 |
| 0400 | 0 | 0 |
| 0500 | 0 | 0 |
| 0600 | 3 | 3 |
| 0700 | 2 | 2 |
| 0800 | 1 | 1 |
| 0900 | 2 | 2 |
| 1000 | 3 | 3 |
| 1100 | 4 | 4 |
| 1200 | 8 | 8 |
| 1300 | 7 | 7 |
| 1400 | 15 | 15 |
| 1500 | 14 | 14 |
| 1600 | 30 | 30 |
| 1700 | 31 | 31 |
| 1800 | 12 | 12 |
| 1900 | 5 | 5 |
| 2000 | 4 | 4 |
| 2100 | 1 | 1 |
| 2200 | 1 | 1 |
| 2300 | 0 | 0 |
| 07-19 | 129 | 129 |
| 06-22 | 142 | 142 |
| 06-00 | 143 | 143 |
| 00-00 | 143 | 143 |

Peak step 17:00 (31) AM Peak step 11:00 (4) PM Peak step 17:00 (31)

*** Saturday, February 3, 2024**

| Time | Total | Cls |
|---------------|--------------|------------|
| <-- | | 15 |
| 0000 | 0 | 0 |
| 0100 | 0 | 0 |
| 0200 | 0 | 0 |
| 0300 | 0 | 0 |
| 0400 | 0 | 0 |
| 0500 | 0 | 0 |
| 0600 | 0 | 0 |
| 0700 | 2 | 2 |
| 0800 | 2 | 2 |
| 0900 | 16 | 16 |
| 1000 | 9 | 9 |
| 1100 | 20 | 20 |
| 1200 | 38 | 38 |
| 1300 | 26 | 26 |
| 1400 | 23 | 23 |
| 1500 | 29 | 29 |
| 1600 | 15 | 15 |
| 1700 | 16 | 16 |
| 1800 | 1 | 1 |
| 1900 | 0 | 0 |
| 2000 | 0 | 0 |
| 2100 | 0 | 0 |
| 2200 | 1 | 1 |
| 2300 | 0 | 0 |
| 07-19 | 197 | 197 |
| 06-22 | 197 | 197 |
| 06-00 | 198 | 198 |
| 00-00 | 198 | 198 |

Peak step 12:00 (38) AM Peak step 11:00 (20) PM Peak step 12:00 (38)

Traffic Data Service -- San Jose, CA Class Report

CustomList-881 -- English (ENU)

Datasets:

Site: [10] STEVENS CREEK TRAIL BT MOFFETT BLVD AND LA AVENIDA
Data type: Axle sensors - Paired (Class/Speed/Count)

Profile:

Included classes: 15
Speed range: 0 - 100 mph.
Direction: South (bound), P = North, Lane = 0-16
Name: Default Profile
Scheme: Vehicle classification (Bicycle_15_scheme)
Units: Non metric (ft, mi, ft/s, mph, lb, ton)

Column Legend:

0 [Time] 24-hour time (0000 - 2359)
1 [Total] Number in time step
2 [Cls] Class totals

*** Sunday, February 11, 2024**

| Time | Total | Cls |
|--------------|------------|------------|
| <-- | | 15 |
| 0000 | 0 | 0 |
| 0100 | 0 | 0 |
| 0200 | 0 | 0 |
| 0300 | 0 | 0 |
| 0400 | 0 | 0 |
| 0500 | 0 | 0 |
| 0600 | 1 | 1 |
| 0700 | 4 | 4 |
| 0800 | 6 | 6 |
| 0900 | 13 | 13 |
| 1000 | 26 | 26 |
| 1100 | 22 | 22 |
| 1200 | 26 | 26 |
| 1300 | 26 | 26 |
| 1400 | 31 | 31 |
| 1500 | 25 | 25 |
| 1600 | 15 | 15 |
| 1700 | 13 | 13 |
| 1800 | 2 | 2 |
| 1900 | 4 | 4 |
| 2000 | 0 | 0 |
| 2100 | 1 | 1 |
| 2200 | 1 | 1 |
| 2300 | 0 | 0 |
| 07-19 | 209 | 209 |
| 06-22 | 215 | 215 |
| 06-00 | 216 | 216 |
| 00-00 | 216 | 216 |

Peak step 14:00 (31) AM Peak step 10:00 (26) PM Peak step 14:00 (31)

*** Monday, February 12, 2024**

| Time | Total | Cls |
|---------------|--------------|------------|
| <-- | | 15 |
| 0000 | 0 | 0 |
| 0100 | 0 | 0 |
| 0200 | 0 | 0 |
| 0300 | 0 | 0 |
| 0400 | 0 | 0 |
| 0500 | 1 | 1 |
| 0600 | 0 | 0 |
| 0700 | 4 | 4 |
| 0800 | 4 | 4 |
| 0900 | 6 | 6 |
| 1000 | 4 | 4 |
| 1100 | 6 | 6 |
| 1200 | 9 | 9 |
| 1300 | 10 | 10 |
| 1400 | 29 | 29 |
| 1500 | 31 | 31 |
| 1600 | 39 | 39 |
| 1700 | 63 | 63 |
| 1800 | 28 | 28 |
| 1900 | 17 | 17 |
| 2000 | 11 | 11 |
| 2100 | 5 | 5 |
| 2200 | 1 | 1 |
| 2300 | 1 | 1 |
| 07-19 | 233 | 233 |
| 06-22 | 266 | 266 |
| 06-00 | 268 | 268 |
| 00-00 | 269 | 269 |

Peak step 17:00 (63) AM Peak step 9:00 (6) PM Peak step 17:00 (63)

*** Tuesday, February 13, 2024**

| Time | Total | Cls |
|---------------|--------------|------------|
| <-- | | 15 |
| 0000 | 0 | 0 |
| 0100 | 0 | 0 |
| 0200 | 0 | 0 |
| 0300 | 0 | 0 |
| 0400 | 0 | 0 |
| 0500 | 1 | 1 |
| 0600 | 4 | 4 |
| 0700 | 7 | 7 |
| 0800 | 8 | 8 |
| 0900 | 9 | 9 |
| 1000 | 7 | 7 |
| 1100 | 9 | 9 |
| 1200 | 20 | 20 |
| 1300 | 18 | 18 |
| 1400 | 24 | 24 |
| 1500 | 33 | 33 |
| 1600 | 68 | 68 |
| 1700 | 94 | 94 |
| 1800 | 33 | 33 |
| 1900 | 27 | 27 |
| 2000 | 8 | 8 |
| 2100 | 6 | 6 |
| 2200 | 4 | 4 |
| 2300 | 0 | 0 |
| 07-19 | 330 | 330 |
| 06-22 | 375 | 375 |
| 06-00 | 379 | 379 |
| 00-00 | 380 | 380 |

Peak step 17:00 (94) AM Peak step 9:00 (9) PM Peak step 17:00 (94)

*** Wednesday, February 14, 2024**

| Time | Total | Cls |
|--------------|------------|------------|
| <-- | | 15 |
| 0000 | 0 | 0 |
| 0100 | 1 | 1 |
| 0200 | 0 | 0 |
| 0300 | 0 | 0 |
| 0400 | 0 | 0 |
| 0500 | 1 | 1 |
| 0600 | 1 | 1 |
| 0700 | 7 | 7 |
| 0800 | 1 | 1 |
| 0900 | 11 | 11 |
| 1000 | 12 | 12 |
| 1100 | 9 | 9 |
| 1200 | 8 | 8 |
| 1300 | 8 | 8 |
| 1400 | 13 | 13 |
| 1500 | 9 | 9 |
| 1600 | 30 | 30 |
| 1700 | 46 | 46 |
| 1800 | 16 | 16 |
| 1900 | 9 | 9 |
| 2000 | 5 | 5 |
| 2100 | 2 | 2 |
| 2200 | 0 | 0 |
| 2300 | 1 | 1 |
| 07-19 | 170 | 170 |
| 06-22 | 187 | 187 |
| 06-00 | 188 | 188 |
| 00-00 | 190 | 190 |

Peak step 17:00 (46) AM Peak step 10:00 (12) PM Peak step 17:00 (46)

*** Thursday, February 15, 2024**

| Time | Total | Cls |
|--------------|------------|------------|
| <-- | | 15 |
| 0000 | 1 | 1 |
| 0100 | 0 | 0 |
| 0200 | 0 | 0 |
| 0300 | 0 | 0 |
| 0400 | 0 | 0 |
| 0500 | 1 | 1 |
| 0600 | 3 | 3 |
| 0700 | 5 | 5 |
| 0800 | 3 | 3 |
| 0900 | 4 | 4 |
| 1000 | 6 | 6 |
| 1100 | 10 | 10 |
| 1200 | 13 | 13 |
| 1300 | 14 | 14 |
| 1400 | 30 | 30 |
| 1500 | 28 | 28 |
| 1600 | 62 | 62 |
| 1700 | 65 | 65 |
| 1800 | 29 | 29 |
| 1900 | 28 | 28 |
| 2000 | 12 | 12 |
| 2100 | 5 | 5 |
| 2200 | 0 | 0 |
| 2300 | 0 | 0 |
| 07-19 | 269 | 269 |
| 06-22 | 317 | 317 |
| 06-00 | 317 | 317 |
| 00-00 | 319 | 319 |

Peak step 17:00 (65) AM Peak step 11:00 (10) PM Peak step 17:00 (65)

*** Friday, February 16, 2024**

| Time | Total | Cls |
|---------------|--------------|------------|
| <-- | | 15 |
| 0000 | 1 | 1 |
| 0100 | 0 | 0 |
| 0200 | 0 | 0 |
| 0300 | 0 | 0 |
| 0400 | 1 | 1 |
| 0500 | 0 | 0 |
| 0600 | 1 | 1 |
| 0700 | 7 | 7 |
| 0800 | 6 | 6 |
| 0900 | 10 | 10 |
| 1000 | 16 | 16 |
| 1100 | 15 | 15 |
| 1200 | 7 | 7 |
| 1300 | 14 | 14 |
| 1400 | 26 | 26 |
| 1500 | 21 | 21 |
| 1600 | 41 | 41 |
| 1700 | 46 | 46 |
| 1800 | 20 | 20 |
| 1900 | 8 | 8 |
| 2000 | 3 | 3 |
| 2100 | 3 | 3 |
| 2200 | 2 | 2 |
| 2300 | 2 | 2 |
| 07-19 | 229 | 229 |
| 06-22 | 244 | 244 |
| 06-00 | 248 | 248 |
| 00-00 | 250 | 250 |

Peak step 17:00 (46) **AM Peak step** 10:00 (16) **PM Peak step** 17:00 (46)

*** Saturday, February 17, 2024**

| Time | Total | Cls |
|---------------|--------------|------------|
| <-- | | 15 |
| 0000 | 2 | 2 |
| 0100 | 1 | 1 |
| 0200 | 0 | 0 |
| 0300 | 0 | 0 |
| 0400 | 0 | 0 |
| 0500 | 0 | 0 |
| 0600 | 1 | 1 |
| 0700 | 4 | 4 |
| 0800 | 4 | 4 |
| 0900 | 3 | 3 |
| 1000 | 3 | 3 |
| 1100 | 3 | 3 |
| 1200 | 1 | 1 |
| 1300 | 6 | 6 |
| 1400 | 5 | 5 |
| 1500 | 2 | 2 |
| 1600 | 0 | 0 |
| 1700 | 1 | 1 |
| 1800 | 3 | 3 |
| 1900 | 0 | 0 |
| 2000 | 0 | 0 |
| 2100 | 0 | 0 |
| 2200 | 0 | 0 |
| 2300 | 0 | 0 |
| 07-19 | 35 | 35 |
| 06-22 | 36 | 36 |
| 06-00 | 36 | 36 |
| 00-00 | 39 | 39 |

Peak step 13:00 (6) **AM Peak step** 7:00 (4) **PM Peak step** 13:00 (6)

Appendix C: Data Tables for Figures

Appendix C: Peak Hour/Peak Period Volume Comparison

| Table C1: PEAK HOUR VOLUME COMPARISON (COMPARING MIN/MAX VALUES FOR SAME PEAK HOUR ACROSS BOTH WEEKS) | | | | | | | | | | | | |
|---|--|----------|-------------|--------------------|----------|------------|---|----------|------------|----------------|----------|------------|
| | San Antonio Gateway (San Anonio Road + Bayshore Parkway) | | | Rengstorff Gateway | | | Shoreline Gateway (Shoreline Boulevard + La Avenida Street) | | | Gateways Total | | |
| | Inbound | Outbound | Total | Inbound | Outbound | Total | Inbound | Outbound | Total | Inbound | Outbound | Total |
| AM Peak Hour (08:30 AM - 09:30 AM) | | | | | | | | | | | | |
| Min Volume | 607 | 125 | 752 | 2,107 | 230 | 2,347 | 2,136 | 530 | 2,678 | 4,903 | 898 | 5,801 |
| Max Volume | 691 | 162 | 826 | 2,289 | 280 | 2,544 | 2,220 | 568 | 2,788 | 5,200 | 1,006 | 6,145 |
| Weekly Average | 643 | 144 | 786 | 2,199 | 247 | 2,446 | 2,173 | 554 | 2,727 | 5,015 | 944 | 5,959 |
| Range | 85 | 37 | 74 | 182 | 50 | 197 | 84 | 38 | 110 | 298 | 108 | 345 |
| Min / Average | -6% | -13% | -4% | -4% | -7% | -4% | -2% | -4% | -2% | -2% | -5% | -3% |
| Max / Average | 8% | 13% | 5% | 4% | 13% | 4% | 2% | 2% | 2% | 4% | 7% | 3% |
| Range / Average | 13% | 26% | 9% | 8% | 20% | 8% | 4% | 7% | 4% | 6% | 11% | 6% |
| PM Peak Hour (04:45 PM - 05:45 PM) | | | | | | | | | | | | |
| Min Volume | 202 | 544 | 765 | 305 | 1,476 | 1,836 | 674 | 1,990 | 2,773 | 1,283 | 4,026 | 5,379 |
| Max Volume | 282 | 685 | 929 | 365 | 1,633 | 1,978 | 816 | 2,264 | 2,958 | 1,353 | 4,582 | 5,865 |
| Weekly Average | 237 | 618 | 855 | 341 | 1,557 | 1,899 | 744 | 2,108 | 2,852 | 1,322 | 4,283 | 5,605 |
| Range | 80 | 141 | 164 | 60 | 157 | 142 | 142 | 274 | 185 | 70 | 557 | 486 |
| Min / Average | -15% | -12% | -11% | -11% | -5% | -3% | -9% | -6% | -3% | -3% | -6% | -4% |
| Max / Average | 19% | 11% | 9% | 7% | 5% | 4% | 10% | 7% | 4% | 2% | 7% | 5% |
| Range / Average | 34% | 23% | 19% | 18% | 10% | 7% | 19% | 13% | 6% | 5% | 13% | 9% |

| Table C2: PEAK PERIOD VOLUME COMPARISON (COMPARING MIN/MAX VALUES FOR SAME PEAK PERIOD ACROSS BOTH WEEKS) | | | | | | | | | | | | |
|---|--|----------|------------|--------------------|----------|------------|---|----------|------------|----------------|----------|------------|
| | San Antonio Gateway (San Anonio Road + Bayshore Parkway) | | | Rengstorff Gateway | | | Shoreline Gateway (Shoreline Boulevard + La Avenida Street) | | | Gateways Total | | |
| | Inbound | Outbound | Total | Inbound | Outbound | Total | Inbound | Outbound | Total | Inbound | Outbound | Total |
| AM Peak Period (08:00 AM - 11:00 AM) | | | | | | | | | | | | |
| Min Volume | 1,498 | 373 | 1,871 | 4,589 | 699 | 5,288 | 5,914 | 1,632 | 7,546 | 12,001 | 2,704 | 14,705 |
| Max Volume | 1,766 | 439 | 2,205 | 5,597 | 781 | 6,330 | 6,126 | 1,787 | 7,913 | 13,448 | 2,926 | 16,374 |
| Weekly Average | 1,614 | 408 | 2,022 | 4,917 | 750 | 5,667 | 6,003 | 1,696 | 7,700 | 12,534 | 2,855 | 15,389 |
| Range | 268 | 66 | 334 | 1,008 | 82 | 1,042 | 212 | 155 | 367 | 1,447 | 222 | 1,669 |
| Min / Average | -7% | -9% | -7% | -7% | -7% | -7% | -1% | -4% | -2% | -4% | -5% | -4% |
| Max / Average | 9% | 8% | 9% | 14% | 4% | 12% | 2% | 5% | 3% | 7% | 3% | 6% |
| Range / Average | 17% | 16% | 17% | 20% | 11% | 18% | 4% | 9% | 5% | 12% | 8% | 11% |
| PM Peak Period (03:00 PM - 06:00 PM) | | | | | | | | | | | | |
| Min Volume | 597 | 1,367 | 1,990 | 796 | 3,893 | 4,840 | 2,056 | 5,565 | 7,655 | 3,636 | 10,825 | 14,528 |
| Max Volume | 775 | 1,562 | 2,252 | 990 | 4,224 | 5,163 | 2,305 | 6,359 | 8,438 | 3,931 | 12,142 | 15,778 |
| Weekly Average | 674 | 1,483 | 2,157 | 907 | 4,100 | 5,007 | 2,159 | 5,951 | 8,110 | 3,739 | 11,535 | 15,274 |
| Range | 178 | 195 | 262 | 194 | 331 | 323 | 249 | 794 | 783 | 295 | 1,317 | 1,250 |
| Min / Average | -11% | -8% | -8% | -12% | -5% | -3% | -5% | -6% | -6% | -3% | -6% | -5% |
| Max / Average | 15% | 5% | 4% | 9% | 3% | 3% | 7% | 7% | 4% | 5% | 5% | 3% |
| Range / Average | 26% | 13% | 12% | 21% | 8% | 6% | 12% | 13% | 10% | 8% | 11% | 8% |

| Table C3: Tuesday to Thursday Gateway Hourly Vehicle Totals | | | | | | | | | | | | |
|---|------------------------|----------|-------|------------|----------|-------|------------------------|----------|-------|--------------|----------|-------|
| Time | San Antonio / Bayshore | | | Rengstorff | | | Shoreline / La Avenida | | | All Gateways | | |
| | Inbound | Outbound | Total | Inbound | Outbound | Total | Inbound | Outbound | Total | Inbound | Outbound | Total |
| 12:00 AM | 7 | 7 | 14 | 11 | 20 | 31 | 44 | 95 | 139 | 62 | 122 | 185 |
| 12:15 AM | 7 | 7 | 14 | 9 | 18 | 27 | 39 | 91 | 130 | 56 | 115 | 171 |
| 12:30 AM | 8 | 7 | 14 | 10 | 16 | 26 | 38 | 79 | 117 | 56 | 101 | 157 |
| 12:45 AM | 8 | 6 | 14 | 9 | 12 | 21 | 34 | 66 | 100 | 51 | 85 | 136 |
| 1:00 AM | 8 | 5 | 13 | 7 | 12 | 19 | 31 | 53 | 85 | 46 | 70 | 116 |
| 1:15 AM | 7 | 5 | 12 | 6 | 11 | 17 | 32 | 47 | 78 | 45 | 62 | 108 |
| 1:30 AM | 7 | 6 | 13 | 5 | 15 | 20 | 35 | 53 | 87 | 47 | 74 | 121 |
| 1:45 AM | 7 | 8 | 15 | 6 | 36 | 42 | 37 | 76 | 113 | 50 | 119 | 169 |
| 2:00 AM | 7 | 9 | 16 | 8 | 36 | 44 | 42 | 81 | 123 | 57 | 125 | 183 |
| 2:15 AM | 10 | 8 | 18 | 9 | 36 | 45 | 45 | 75 | 120 | 64 | 120 | 184 |
| 2:30 AM | 14 | 7 | 22 | 11 | 32 | 42 | 49 | 67 | 116 | 74 | 106 | 180 |
| 2:45 AM | 18 | 7 | 25 | 15 | 13 | 27 | 59 | 42 | 101 | 91 | 62 | 154 |
| 3:00 AM | 23 | 10 | 33 | 22 | 10 | 33 | 69 | 35 | 104 | 114 | 55 | 169 |
| 3:15 AM | 35 | 13 | 47 | 29 | 10 | 39 | 80 | 41 | 121 | 144 | 63 | 207 |
| 3:30 AM | 48 | 15 | 63 | 42 | 9 | 50 | 98 | 45 | 143 | 187 | 69 | 256 |
| 3:45 AM | 60 | 16 | 76 | 65 | 24 | 89 | 149 | 70 | 219 | 274 | 110 | 384 |
| 4:00 AM | 72 | 15 | 87 | 94 | 31 | 125 | 250 | 86 | 336 | 415 | 132 | 547 |
| 4:15 AM | 77 | 16 | 93 | 121 | 40 | 161 | 332 | 108 | 441 | 531 | 164 | 695 |
| 4:30 AM | 83 | 19 | 102 | 155 | 51 | 206 | 432 | 138 | 571 | 670 | 208 | 878 |
| 4:45 AM | 90 | 20 | 111 | 179 | 41 | 220 | 534 | 155 | 689 | 803 | 216 | 1019 |
| 5:00 AM | 100 | 24 | 124 | 245 | 46 | 291 | 697 | 183 | 880 | 1042 | 254 | 1295 |
| 5:15 AM | 112 | 28 | 140 | 290 | 51 | 341 | 831 | 201 | 1032 | 1233 | 280 | 1513 |
| 5:30 AM | 120 | 32 | 151 | 327 | 54 | 381 | 943 | 226 | 1168 | 1389 | 311 | 1701 |
| 5:45 AM | 139 | 38 | 177 | 363 | 74 | 437 | 1040 | 268 | 1308 | 1542 | 380 | 1922 |
| 6:00 AM | 157 | 43 | 200 | 386 | 84 | 470 | 1058 | 283 | 1341 | 1602 | 410 | 2011 |
| 6:15 AM | 182 | 58 | 240 | 432 | 91 | 523 | 1071 | 308 | 1379 | 1686 | 457 | 2142 |
| 6:30 AM | 214 | 68 | 282 | 506 | 109 | 614 | 1103 | 352 | 1454 | 1822 | 528 | 2351 |
| 6:45 AM | 237 | 81 | 318 | 587 | 122 | 708 | 1160 | 382 | 1542 | 1984 | 585 | 2569 |
| 7:00 AM | 271 | 97 | 368 | 681 | 144 | 825 | 1284 | 451 | 1736 | 2236 | 692 | 2929 |
| 7:15 AM | 355 | 111 | 466 | 854 | 162 | 1017 | 1535 | 505 | 2040 | 2744 | 778 | 3522 |
| 7:30 AM | 438 | 122 | 560 | 1069 | 184 | 1253 | 1803 | 529 | 2332 | 3311 | 834 | 4145 |
| 7:45 AM | 518 | 135 | 653 | 1386 | 201 | 1587 | 2012 | 546 | 2557 | 3916 | 881 | 4797 |
| 8:00 AM | 587 | 142 | 729 | 1756 | 209 | 1965 | 2122 | 556 | 2678 | 4466 | 907 | 5373 |
| 8:15 AM | 618 | 143 | 761 | 2021 | 236 | 2256 | 2160 | 557 | 2717 | 4799 | 936 | 5735 |
| 8:30 AM | 643 | 144 | 786 | 2199 | 247 | 2446 | 2173 | 554 | 2727 | 5015 | 944 | 5959 |
| 8:45 AM | 655 | 133 | 788 | 2168 | 256 | 2424 | 2173 | 555 | 2728 | 4996 | 944 | 5940 |
| 9:00 AM | 671 | 133 | 805 | 2035 | 280 | 2315 | 2172 | 548 | 2719 | 4878 | 961 | 5839 |
| 9:15 AM | 585 | 125 | 711 | 1793 | 287 | 2080 | 2119 | 555 | 2674 | 4497 | 967 | 5464 |
| 9:30 AM | 506 | 127 | 633 | 1550 | 286 | 1836 | 2014 | 563 | 2577 | 4070 | 976 | 5046 |
| 9:45 AM | 434 | 135 | 569 | 1344 | 282 | 1626 | 1850 | 585 | 2435 | 3628 | 1002 | 4629 |
| 10:00 AM | 355 | 133 | 489 | 1127 | 260 | 1387 | 1709 | 593 | 2302 | 3191 | 986 | 4177 |
| 10:15 AM | 326 | 140 | 466 | 982 | 254 | 1236 | 1549 | 584 | 2133 | 2857 | 978 | 3835 |
| 10:30 AM | 298 | 152 | 449 | 868 | 242 | 1111 | 1419 | 583 | 2002 | 2585 | 977 | 3562 |
| 10:45 AM | 272 | 165 | 437 | 776 | 253 | 1030 | 1378 | 581 | 1958 | 2426 | 999 | 3425 |
| 11:00 AM | 250 | 173 | 423 | 692 | 275 | 966 | 1300 | 608 | 1908 | 2242 | 1055 | 3297 |
| 11:15 AM | 249 | 193 | 441 | 644 | 299 | 943 | 1252 | 671 | 1923 | 2145 | 1164 | 3308 |
| 11:30 AM | 244 | 197 | 441 | 577 | 345 | 922 | 1227 | 743 | 1970 | 2048 | 1285 | 3333 |
| 11:45 AM | 235 | 195 | 429 | 534 | 374 | 909 | 1147 | 795 | 1942 | 1916 | 1365 | 3281 |
| 12:00 PM | 229 | 203 | 431 | 489 | 399 | 888 | 1067 | 843 | 1910 | 1784 | 1445 | 3230 |
| 12:15 PM | 217 | 199 | 416 | 454 | 433 | 887 | 983 | 896 | 1879 | 1654 | 1528 | 3182 |
| 12:30 PM | 208 | 194 | 402 | 415 | 454 | 869 | 872 | 926 | 1798 | 1495 | 1573 | 3069 |
| 12:45 PM | 195 | 202 | 397 | 371 | 516 | 886 | 806 | 1019 | 1824 | 1371 | 1736 | 3108 |
| 1:00 PM | 181 | 204 | 385 | 328 | 534 | 862 | 746 | 1058 | 1804 | 1255 | 1796 | 3051 |
| 1:15 PM | 171 | 211 | 382 | 285 | 569 | 854 | 693 | 1139 | 1832 | 1149 | 1919 | 3068 |
| 1:30 PM | 163 | 219 | 383 | 252 | 608 | 861 | 646 | 1209 | 1855 | 1061 | 2037 | 3098 |
| 1:45 PM | 156 | 223 | 379 | 242 | 672 | 914 | 591 | 1321 | 1911 | 988 | 2216 | 3205 |
| 2:00 PM | 146 | 231 | 377 | 227 | 746 | 974 | 555 | 1428 | 1983 | 928 | 2405 | 3334 |
| 2:15 PM | 160 | 260 | 420 | 231 | 859 | 1090 | 569 | 1577 | 2146 | 959 | 2696 | 3655 |
| 2:30 PM | 170 | 294 | 464 | 233 | 937 | 1170 | 610 | 1702 | 2312 | 1013 | 2933 | 3946 |
| 2:45 PM | 185 | 329 | 514 | 239 | 1005 | 1244 | 656 | 1772 | 2429 | 1080 | 3106 | 4186 |
| 3:00 PM | 202 | 358 | 560 | 269 | 1103 | 1372 | 701 | 1869 | 2571 | 1173 | 3330 | 4503 |
| 3:15 PM | 210 | 394 | 603 | 291 | 1175 | 1466 | 724 | 1873 | 2597 | 1225 | 3442 | 4667 |
| 3:30 PM | 220 | 428 | 648 | 294 | 1298 | 1592 | 715 | 1937 | 2652 | 1228 | 3663 | 4891 |
| 3:45 PM | 228 | 457 | 685 | 292 | 1381 | 1673 | 712 | 1953 | 2665 | 1232 | 3792 | 5024 |
| 4:00 PM | 236 | 500 | 736 | 288 | 1459 | 1748 | 693 | 2022 | 2715 | 1217 | 3981 | 5198 |
| 4:15 PM | 237 | 543 | 781 | 287 | 1509 | 1796 | 710 | 2064 | 2774 | 1234 | 4117 | 5351 |
| 4:30 PM | 237 | 584 | 822 | 325 | 1554 | 1878 | 717 | 2112 | 2829 | 1279 | 4250 | 5528 |
| 4:45 PM | 237 | 618 | 855 | 341 | 1557 | 1899 | 744 | 2108 | 2852 | 1322 | 4283 | 5605 |
| 5:00 PM | 236 | 625 | 861 | 350 | 1537 | 1887 | 764 | 2060 | 2825 | 1350 | 4223 | 5573 |
| 5:15 PM | 230 | 536 | 766 | 348 | 1436 | 1784 | 752 | 1953 | 2705 | 1330 | 3924 | 5254 |
| 5:30 PM | 223 | 447 | 670 | 322 | 1250 | 1571 | 780 | 1790 | 2570 | 1325 | 3486 | 4811 |
| 5:45 PM | 217 | 357 | 574 | 320 | 1088 | 1408 | 778 | 1671 | 2449 | 1315 | 3116 | 4431 |
| 6:00 PM | 207 | 281 | 488 | 338 | 960 | 1298 | 794 | 1547 | 2341 | 1339 | 2788 | 4127 |
| 6:15 PM | 174 | 242 | 416 | 335 | 920 | 1255 | 766 | 1513 | 2279 | 1275 | 2676 | 3951 |
| 6:30 PM | 141 | 207 | 348 | 321 | 903 | 1224 | 700 | 1447 | 2147 | 1162 | 2556 | 3718 |
| 6:45 PM | 112 | 175 | 287 | 282 | 838 | 1120 | 616 | 1351 | 1967 | 1009 | 2365 | 3374 |
| 7:00 PM | 85 | 145 | 229 | 211 | 745 | 956 | 493 | 1236 | 1728 | 788 | 2125 | 2914 |
| 7:15 PM | 75 | 122 | 197 | 169 | 597 | 765 | 418 | 1043 | 1461 | 662 | 1762 | 2423 |
| 7:30 PM | 68 | 98 | 165 | 131 | 462 | 593 | 348 | 875 | 1222 | 546 | 1434 | 1981 |
| 7:45 PM | 59 | 78 | 137 | 106 | 380 | 486 | 297 | 713 | 1010 | 462 | 1171 | 1632 |
| 8:00 PM | 48 | 63 | 111 | 91 | 296 | 386 | 279 | 579 | 858 | 418 | 938 | 1356 |
| 8:15 PM | 45 | 54 | 99 | 75 | 258 | 333 | 262 | 525 | 787 | 381 | 837 | 1219 |
| 8:30 PM | 40 | 46 | 87 | 64 | 241 | 304 | 250 | 504 | 754 | 354 | 791 | 1145 |
| 8:45 PM | 36 | 38 | 74 | 65 | 216 | 282 | 259 | 532 | 791 | 360 | 787 | 1147 |
| 9:00 PM | 33 | 33 | 66 | 61 | 194 | 255 | 290 | 539 | 829 | 385 | 766 | 1151 |
| 9:15 PM | 30 | 31 | 61 | 57 | 164 | 221 | 288 | 486 | 775 | 375 | 681 | 1057 |
| 9:30 PM | 29 | 30 | 58 | 54 | 136 | 190 | 277 | 434 | 711 | 360 | 600 | 960 |
| 9:45 PM | 27 | 28 | 55 | 46 | 109 | 154 | 237 | 363 | 601 | 310 | 500 | 810 |
| 10:00 PM | 23 | 23 | 46 | 33 | 96 | 129 | 168 | 294 | 463 | 224 | 413 | 638 |
| 10:15 PM | 23 | 20 | 43 | 30 | 65 | 95 | 128 | 259 | 387 | 181 | 344 | 525 |
| 10:30 PM | 18 | 20 | 38 | 24 | 53 | 77 | 103 | 222 | 325 | 145 | 295 | 440 |
| 10:45 PM | 15 | 17 | 31 | 18 | 40 | 57 | 92 | 173 | 265 | 124 | 229 | 353 |
| 11:00 PM | 13 | 14 | 27 | 15 | 32 | 47 | 83 | 157 | 239 | 111 | 203 | 314 |

| | Vehicle | Persons | Vehicle Volume | Person Volume |
|-----------------|-------------|-------------|----------------|---------------|
| SOV with TNC1/2 | 82% | 63% | 4,314 | 4,421 |
| HOV with TNC3+ | 10% | 17% | 533 | 1,155 |
| Transit | 3% | 16% | 167 | 1,123 |
| Bike | 4% | 3% | 185 | 185 |
| Ped | 1% | 1% | 60 | 60 |
| Total | 100% | 100% | 5,258 | 6,943 |

| | Vehicle | Persons | Vehicle Volume | Person Volume |
|-----------------|-------------|-------------|----------------|---------------|
| SOV with TNC1/2 | 82% | 63% | 4,314 | 4,306 |
| HOV with TNC3+ | 10% | 17% | 533 | 1,140 |
| Transit | 3% | 16% | 167 | 1,123 |
| Bike | 4% | 3% | 185 | 185 |
| Ped | 1% | 1% | 60 | 60 |
| Total | 100% | 100% | 5,258 | 6,813 |

| | Vehicle | Persons | Vehicle Volume | Person Volume |
|-----------------|-------------|-------------|----------------|---------------|
| SOV with TNC1/2 | 79% | 63% | 3,636 | 3,662 |
| HOV with TNC3+ | 11% | 18% | 510 | 1,076 |
| Transit | 3% | 13% | 138 | 782 |
| Bike | 5% | 4% | 205 | 205 |
| Ped | 2% | 2% | 96 | 96 |
| Total | 100% | 100% | 4,585 | 5,821 |

| | Vehicle | Persons | Vehicle Volume | Person Volume |
|-----------------|-------------|-------------|----------------|---------------|
| SOV with TNC1/2 | 79% | 63% | 3,636 | 3,631 |
| HOV with TNC3+ | 11% | 18% | 510 | 1,068 |
| Transit | 3% | 14% | 138 | 782 |
| Bike | 5% | 3% | 205 | 205 |
| Ped | 2% | 2% | 96 | 96 |
| Total | 100% | 100% | 4,585 | 5,782 |

| Gateway | SOV & SOV TNC* | HOV & HOV TNC* | Transit | Bike | Ped | Total | SOV | HOV | Transit | Bike | Ped | Total |
|------------------------|----------------|----------------|-------------|-------------|-------------|-------------|--------------|--------------|--------------|------------|-----------|--------------|
| San Antonio | 13% | 5% | 27% | 4% | 4% | 14% | 579 | 59 | 302 | 8 | 3 | 951 |
| Rengstorff | 41% | 73% | 43% | 8% | 10% | 45% | 1,763 | 825 | 480 | 15 | 6 | 3,089 |
| Shoreline | 46% | 22% | 30% | 8% | 12% | 38% | 1,964 | 256 | 341 | 14 | 7 | 2,582 |
| Permanente Creek Trail | 0% | 0% | 0% | 35% | 37% | 1% | 0 | 0 | 0 | 65 | 22 | 87 |
| Stevens Creek Trail | 0% | 0% | 0% | 45% | 37% | 2% | 0 | 0 | 0 | 83 | 22 | 105 |
| Total | 100% | 100% | 100% | 100% | 100% | 100% | 4,306 | 1,140 | 1,123 | 185 | 60 | 6,814 |

| Gateway | SOV & SOV TNC* | HOV & HOV TNC* | Transit | Bike | Ped | Total | SOV | HOV | Transit | Bike | Ped | Total |
|------------------------|----------------|----------------|-------------|-------------|-------------|-------------|--------------|--------------|------------|------------|-----------|--------------|
| San Antonio | 14% | 11% | 41% | 7% | 4% | 17% | 515 | 116 | 325 | 14 | 4 | 974 |
| Rengstorff | 35% | 53% | 41% | 5% | 4% | 37% | 1,254 | 570 | 319 | 11 | 4 | 2,157 |
| Shoreline | 51% | 36% | 18% | 5% | 5% | 41% | 1,862 | 382 | 138 | 9 | 5 | 2,396 |
| Permanente Creek Trail | 0% | 0% | 0% | 29% | 39% | 2% | 0 | 0 | 0 | 60 | 38 | 98 |
| Stevens Creek Trail | 0% | 0% | 0% | 54% | 48% | 3% | 0 | 0 | 0 | 111 | 46 | 157 |
| Total | 100% | 100% | 100% | 100% | 100% | 100% | 3,631 | 1,068 | 782 | 205 | 96 | 5,782 |

*Transportation network companies (TNC) (e.g., Uber, Lyft, etc.) were observed by vehicle occupancy (1 person, 2 persons, 3 persons, and 4+ persons). One-person (i.e., driver only) TNC1 and one-passenger TNC2 vehicles were included as single occupancy vehicles (SOV), while TNC vehicles with three or more persons were included as high occupancy vehicles (HOV).

| | Vehicle | Persons | Vehicle Volume | Person Volume |
|-----------------|-------------|-------------|----------------|---------------|
| SOV with TNC1/2 | 84% | 66% | 10,978 | 11,167 |
| HOV with TNC3+ | 9% | 15% | 1,138 | 2,460 |
| Transit | 3% | 16% | 418 | 2,660 |
| Bike | 3% | 2% | 410 | 410 |
| Ped | 1% | 1% | 171 | 171 |
| Total | 100% | 100% | 13,115 | 16,868 |

| | Vehicle | Persons | Vehicle Volume | Person Volume |
|-----------------|-------------|-------------|----------------|---------------|
| SOV with TNC1/2 | 84% | 66% | 10,978 | 10,945 |
| HOV with TNC3+ | 9% | 15% | 1,138 | 2,431 |
| Transit | 3% | 16% | 418 | 2,660 |
| Bike | 3% | 2% | 410 | 410 |
| Ped | 1% | 1% | 171 | 171 |
| Total | 100% | 100% | 13,115 | 16,617 |

| | Vehicle | Persons | Vehicle Volume | Person Volume |
|-----------------|-------------|-------------|----------------|---------------|
| SOV with TNC1/2 | 81% | 59% | 9,808 | 9,928 |
| HOV with TNC3+ | 11% | 17% | 1,352 | 2,858 |
| Transit | 3% | 21% | 375 | 3,439 |
| Bike | 3% | 2% | 387 | 387 |
| Ped | 2% | 1% | 210 | 210 |
| Total | 100% | 100% | 12,132 | 16,822 |

| | Vehicle | Persons | Vehicle Volume | Person Volume |
|-----------------|-------------|-------------|----------------|---------------|
| SOV with TNC1/2 | 81% | 59% | 9,808 | 9,785 |
| HOV with TNC3+ | 11% | 17% | 1,352 | 2,828 |
| Transit | 3% | 21% | 375 | 3,439 |
| Bike | 3% | 2% | 387 | 387 |
| Ped | 2% | 1% | 210 | 210 |
| Total | 100% | 100% | 12,132 | 16,649 |

| Gateway | SOV & SOV TNC* | HOV & HOV TNC* | Transit | Bike | Ped | Total | SOV | HOV | Transit | Bike | Ped | Total |
|------------------------|----------------|----------------|-------------|-------------|-------------|-------------|---------------|--------------|--------------|------------|------------|---------------|
| San Antonio | 13% | 9% | 29% | 6% | 9% | 15% | 1,414 | 213 | 762 | 25 | 15 | 2,429 |
| Rengstorff | 37% | 67% | 42% | 6% | 6% | 41% | 4,027 | 1,625 | 1,130 | 23 | 10 | 6,815 |
| Shoreline | 50% | 24% | 29% | 8% | 9% | 41% | 5,504 | 593 | 768 | 32 | 16 | 6,913 |
| Permanente Creek Trail | 0% | 0% | 0% | 31% | 35% | 1% | 0 | 0 | 0 | 129 | 60 | 189 |
| Stevens Creek Trail | 0% | 0% | 0% | 49% | 41% | 2% | 0 | 0 | 0 | 202 | 70 | 272 |
| Total | 100% | 100% | 100% | 100% | 100% | 100% | 10,945 | 2,431 | 2,660 | 410 | 171 | 16,617 |

| Gateway | SOV & SOV TNC* | HOV & HOV TNC* | Transit | Bike | Ped | Total | SOV | HOV | Transit | Bike | Ped | Total |
|------------------------|----------------|----------------|-------------|-------------|-------------|-------------|--------------|--------------|--------------|------------|------------|---------------|
| San Antonio | 13% | 10% | 35% | 6% | 7% | 17% | 1,227 | 287 | 1,190 | 25 | 15 | 2,744 |
| Rengstorff | 34% | 51% | 31% | 5% | 3% | 35% | 3,321 | 1,437 | 1,070 | 20 | 7 | 5,856 |
| Shoreline | 53% | 39% | 34% | 4% | 8% | 45% | 5,237 | 1,104 | 1,179 | 17 | 17 | 7,554 |
| Permanente Creek Trail | 0% | 0% | 0% | 30% | 40% | 1% | 0 | 0 | 0 | 115 | 83 | 198 |
| Stevens Creek Trail | 0% | 0% | 0% | 55% | 42% | 2% | 0 | 0 | 0 | 210 | 88 | 298 |
| Total | 100% | 100% | 100% | 100% | 100% | 100% | 9,785 | 2,828 | 3,439 | 387 | 210 | 16,649 |

*Transportation network companies (TNC) (e.g., Uber, Lyft, etc.) were observed by vehicle occupancy (1 person, 2 persons, 3 persons, and 4+persons). One-person (i.e., driver only) TNC1 and one-passenger TNC2 vehicles were included as single occupancy vehicles (SOV), while TNC vehicles with three or more persons were included as high occupancy vehicles (HOV).

| Table C16 (Figure 5-5, 5-6, 5-7): Historical Inbound Morning Peak Hour Person Mode Split Comparison | | | | | | | | | | | | | | | | | | | | |
|---|-------------|-------------|-------------|-------------|-------------|-------------|-------------|-------------|-------------|-------------|-------------|-------------|------------|--------------|-------------|-------------|-------------|-------------|-------------|-------------|
| Mode | Spring 2014 | Spring 2015 | Fall 2015 | Spring 2016 | Fall 2016 | Spring 2017 | Fall 2017 | Spring 2018 | Fall 2018 | Spring 2019 | Fall 2019 | Spring 2020 | Fall 2020* | Spring 2021* | Fall 2021 | Spring 2022 | Fall 2022 | Spring 2023 | Fall 2023 | Spring 2024 |
| SOV | 51% | 55% | 53% | 60% | 56% | 52% | 49% | 52% | 52.0% | 55% | 50% | 57% | - | - | 70% | 62% | 69% | 64% | 64% | 63% |
| HOV | 12% | 12% | 14% | 17% | 14% | 13% | 15% | 14% | 12% | 12% | 8% | 11% | - | - | 13% | 18% | 10% | 10% | 12% | 17% |
| Transit | 33% | 26% | 26% | 17% | 23% | 28% | 32% | 30% | 32% | 31% | 37% | 28% | - | - | 11% | 15% | 17% | 23% | 20% | 16% |
| Bike | 3% | 6% | 6% | 5% | 6% | 6% | 3% | 3% | 3% | 2% | 4% | 3% | - | - | 4% | 3% | 3% | 2% | 3% | 3% |
| Ped | 1% | 1% | 1% | 1% | 1% | 1% | 1% | 1% | 1% | 0% | 1% | 1% | - | - | 2% | 2% | 1% | 1% | 1% | 1% |
| Total | 100% | 100% | 100% | 100% | 100% | 100% | 100% | 100% | 100% | 100% | 100% | 100% | - | - | 100% | 100% | 100% | 100% | 100% | 100% |
| | | | | | | | | | | * | * | * | ** | ** | * | * | *** | *** | *** | *** |

| Table C17 (Figure 5-8): Historical Inbound Morning Peak Period (7-10 AM) Person Mode Split Comparison | | | | | | | | | | | | | | | | | | | | |
|---|-------------|-------------|-------------|-------------|-------------|-------------|-------------|-------------|-------------|-------------|-------------|-------------|------------|--------------|-------------|-------------|-------------|-------------|-------------|-------------|
| Mode | Spring 2014 | Spring 2015 | Fall 2015 | Spring 2016 | Fall 2016 | Spring 2017 | Fall 2017 | Spring 2018 | Fall 2018 | Spring 2019 | Fall 2019 | Spring 2020 | Fall 2020* | Spring 2021* | Fall 2021 | Spring 2022 | Fall 2022 | Spring 2023 | Fall 2023 | Spring 2024 |
| SOV | 58% | 56% | 55% | 61% | 55% | 55% | 48% | 52% | 54% | 57% | 51% | 60% | - | - | 70% | 66% | 68% | 64% | 63% | 64% |
| HOV | 13% | 13% | 14% | 14% | 14% | 13% | 14% | 14% | 12% | 12% | 8% | 11% | - | - | 12% | 19% | 9% | 10% | 12% | 15% |
| Transit | 25% | 25% | 24% | 19% | 23% | 26% | 34% | 30% | 30% | 28% | 36% | 25% | - | - | 12% | 10% | 21% | 23% | 21% | 17% |
| Bike | 3% | 5% | 6% | 5% | 7% | 5% | 3% | 3% | 3% | 2% | 4% | 3% | - | - | 4% | 3% | 1% | 2% | 3% | 3% |
| Ped | 1% | 1% | 1% | 1% | 1% | 1% | 1% | 1% | 1% | 1% | 1% | 1% | - | - | 2% | 2% | 1% | 1% | 1% | 1% |
| Total | 100% | 100% | 100% | 100% | 100% | 100% | 100% | 100% | 100% | 100% | 100% | 100% | - | - | 100% | 100% | 100% | 100% | 100% | 100% |
| | | | | | | | | | | * | * | * | ** | ** | * | * | *** | *** | *** | *** |

| Table C18 (Figure 5-9, 5-10, 5-11): Historical Inbound Morning Peak Period (Actual Peak) Person Mode Split Comparison | | | | | | | | | | | | | | | | | | | | |
|---|-------------|-------------|-----------|-------------|-----------|-------------|-------------|-------------|-------------|-------------|-------------|-------------|------------|--------------|-------------|-------------|-------------|-------------|-------------|-------------|
| Mode | Spring 2014 | Spring 2015 | Fall 2015 | Spring 2016 | Fall 2016 | Spring 2017 | Fall 2017 | Spring 2018 | Fall 2018 | Spring 2019 | Fall 2019 | Spring 2020 | Fall 2020* | Spring 2021* | Fall 2021 | Spring 2022 | Fall 2022 | Spring 2023 | Fall 2023 | Spring 2024 |
| SOV | - | - | - | - | - | - | 49% | 52% | 55% | 56% | 52% | 61% | - | - | 72% | 67% | 74% | 65% | 66% | 66% |
| HOV | - | - | - | - | - | - | 15% | 14% | 12% | 12% | 9% | 11% | - | - | 14% | 20% | 10% | 10% | 12% | 15% |
| Transit | - | - | - | - | - | - | 32% | 30% | 29% | 29% | 34% | 24% | - | - | 9% | 8% | 11% | 22% | 18% | 16% |
| Bike | - | - | - | - | - | - | 3% | 3% | 3% | 2% | 4% | 3% | - | - | 3% | 3% | 4% | 2% | 3% | 2% |
| Ped | - | - | - | - | - | - | 1% | 1% | 1% | 1% | 1% | 1% | - | - | 2% | 2% | 1% | 1% | 1% | 1% |
| Total | - | - | - | - | - | - | 100% | 100% | 100% | 100% | 100% | 100% | - | - | 100% | 100% | 100% | 100% | 100% | 100% |
| | | | | | | | * | * | * | ** | ** | * | * | *** | *** | *** | *** | *** | *** | *** |

| Table C19 (Figure 5-12, 5-13, 5-14): Historical Outbound Evening Peak Hour Person Mode Split Comparison | | | | | | | | | | | | | | | | | | | | |
|---|-------------|-------------|-----------|-------------|-----------|-------------|-------------|-------------|-------------|-------------|-------------|-------------|------------|--------------|-------------|-------------|-------------|-------------|-------------|-------------|
| Mode | Spring 2014 | Spring 2015 | Fall 2015 | Spring 2016 | Fall 2016 | Spring 2017 | Fall 2017 | Spring 2018 | Fall 2018 | Spring 2019 | Fall 2019 | Spring 2020 | Fall 2020* | Spring 2021* | Fall 2021 | Spring 2022 | Fall 2022 | Spring 2023 | Fall 2023 | Spring 2024 |
| SOV | - | - | - | - | - | - | 45% | 45% | 49% | 49% | 55% | 55% | - | - | 63% | 65% | 63% | 62% | 66% | 63% |
| HOV | - | - | - | - | - | - | 15% | 16% | 15% | 15% | 17% | 15% | - | - | 23% | 27% | 16% | 14% | 19% | 18% |
| Transit | - | - | - | - | - | - | 36% | 35% | 32% | 33% | 22% | 25% | - | - | 8% | 2% | 18% | 20% | 11% | 14% |
| Bike | - | - | - | - | - | - | 3% | 3% | 3% | 2% | 5% | 4% | - | - | 3% | 3% | 2% | 3% | 3% | 3% |
| Ped | - | - | - | - | - | - | 1% | 1% | 1% | 1% | 1% | 1% | - | - | 3% | 3% | 1% | 1% | 1% | 2% |
| Total | - | - | - | - | - | - | 100% | 100% | 100% | 100% | 100% | 100% | - | - | 100% | 100% | 100% | 100% | 100% | 100% |
| | | | | | | | * | * | * | ** | ** | * | * | *** | *** | *** | *** | *** | *** | *** |

| Table C20 (Figure 5-15, 5-16, 5-17): Historical Outbound Evening Peak Period (Actual Peak) Person Mode Split Comparison | | | | | | | | | | | | | | | | | | | | |
|---|-------------|-------------|-----------|-------------|-----------|-------------|-------------|-------------|-------------|-------------|-------------|-------------|------------|--------------|-------------|-------------|-------------|-------------|-------------|-------------|
| Mode | Spring 2014 | Spring 2015 | Fall 2015 | Spring 2016 | Fall 2016 | Spring 2017 | Fall 2017 | Spring 2018 | Fall 2018 | Spring 2019 | Fall 2019 | Spring 2020 | Fall 2020* | Spring 2021* | Fall 2021 | Spring 2022 | Fall 2022 | Spring 2023 | Fall 2023 | Spring 2024 |
| SOV | - | - | - | - | - | - | 42% | 43% | 49% | 48% | 53% | 55% | - | - | 65% | 63% | 71% | 60% | 62% | 59% |
| HOV | - | - | - | - | - | - | 15% | 16% | 13% | 13% | 16% | 13% | - | - | 22% | 26% | 17% | 13% | 18% | 17% |
| Transit | - | - | - | - | - | - | 40% | 37% | 34% | 36% | 26% | 28% | - | - | 8% | 5% | 8% | 24% | 16% | 21% |
| Bike | - | - | - | - | - | - | 2% | 3% | 3% | 2% | 4% | 3% | - | - | 3% | 4% | 3% | 3% | 3% | 2% |
| Ped | - | - | - | - | - | - | 1% | 1% | 1% | 1% | 1% | 1% | - | - | 2% | 2% | 1% | 0% | 1% | 1% |
| Total | - | - | - | - | - | - | 100% | 100% | 100% | 100% | 100% | 100% | - | - | 100% | 100% | 100% | 100% | 100% | 100% |
| | | | | | | | * | * | * | ** | ** | * | * | *** | *** | *** | *** | *** | *** | *** |

*From Spring 2019 to Spring 2022, SOV = SOV+TNC1.

**No monitoring was conducted in Fall 2020 and Spring 2021 due to the formal shelter-in-place order issued by Santa Clara County Public Health Department to slow the spread of COVID-19.

***Starting Fall 2022, SOV = SOV+TNC1+TNC2 in the volume summary.

Additional Tables for Information Purpose

| Mode | Vehicle Percentage | Person Percentage (Without TNC Driver)* | Person Percentage (With TNC Driver)** | Vehicle Volume | Person Volume (Without TNC Driver)* | Person Volume (With TNC Driver)** |
|------------------|--------------------|---|---------------------------------------|----------------|-------------------------------------|-----------------------------------|
| SOV | 80% | 62% | 60% | 4,199 | 4,199 | 4,199 |
| TNC1 | 0% | 0% | 0% | 8 | 0 | 8 |
| TNC2 | 2% | 2% | 3% | 107 | 107 | 214 |
| HOV | 10% | 16% | 16% | 518 | 1,110 | 1,110 |
| TNC3 | 0% | 0% | 1% | 15 | 30 | 45 |
| TNC4 | 0% | 0% | 0% | 0 | 0 | 0 |
| Private Shuttles | 3% | 16% | 15% | 144 | 1,070 | 1,070 |
| MVGO | 0% | 0% | 0% | 11 | 17 | 17 |
| VTA | 0% | 1% | 1% | 12 | 36 | 36 |
| ACE | 0% | 0% | 0% | 0 | 0 | 0 |
| Bike | 4% | 3% | 3% | 185 | 185 | 185 |
| Ped | 1% | 1% | 1% | 60 | 60 | 60 |
| Total | 100% | 100% | 100% | 5,258 | 6,813 | 6,943 |

| Mode | Vehicle Percentage | Person Percentage (Without TNC Driver)* | Person Percentage (With TNC Driver)** | Vehicle Volume | Person Volume (Without TNC Driver)* | Person Volume (With TNC Driver)** |
|------------------|--------------------|---|---------------------------------------|----------------|-------------------------------------|-----------------------------------|
| SOV | 79% | 62% | 62% | 3,605 | 3,605 | 3,605 |
| TNC1 | 0% | 0% | 0% | 5 | 0 | 5 |
| TNC2 | 1% | 0% | 1% | 26 | 26 | 52 |
| HOV | 11% | 18% | 18% | 502 | 1,052 | 1,052 |
| TNC3 | 0% | 0% | 0% | 8 | 16 | 24 |
| TNC4 | 0% | 0% | 0% | 0 | 0 | 0 |
| Private Shuttles | 3% | 13% | 13% | 121 | 761 | 761 |
| MVGO | 0% | 0% | 0% | 9 | 13 | 13 |
| VTA | 0% | 0% | 0% | 8 | 8 | 8 |
| ACE | 0% | 0% | 0% | 0 | 0 | 0 |
| Bike | 4% | 4% | 4% | 205 | 205 | 205 |
| Ped | 2% | 2% | 2% | 96 | 96 | 96 |
| Total | 100% | 100% | 100% | 4,585 | 5,782 | 5,821 |

*Transportation network companies (TNC) (e.g., Uber, Lyft, etc.) were observed by vehicle occupancy (1 person, 2 persons, 3 persons, and 4+ persons). The driver was not considered a part of the person volume; therefore, TNC1 = 0 persons per vehicle; TNC2 = 1 person per vehicle; TNC3 = 2 persons per vehicle; and TNC4 = 3 person per vehicle.

** Transportation network companies (TNC) (e.g., Uber, Lyft, etc.) were observed by vehicle occupancy (1 person, 2 persons, 3 persons, and 4+ persons). One-person (i.e., driver only) and two-person TNC vehicles were included as single occupancy vehicles (SOV), while TNC vehicles with three or more persons were included as high occupancy vehicles (HOV). The driver was considered a part of the person volume and an average vehicle occupancy for morning peak period and evening peak period was applied to the sum of HOV, TNC2, TNC3, and TNC4. This table shows TNC2 = 2 persons per vehicle; TNC3 = 3 person per vehicle; TNC4 = 4 persons per vehicle; and the HOV person volume is the remainder of the person volume to achieve the average vehicle occupancy for HOV plus HOV TNCs.

| Gateway | SOV | TNC1 | TNC2 | HOV | TNC3 | TNC4 | Shuttles | MVGO | VTA | ACE | Bike | Ped | Total |
|------------------------|--------------|----------|------------|--------------|-----------|----------|--------------|-----------|-----------|----------|------------|-----------|--------------|
| San Antonio | 576 | 0 | 3 | 59 | 0 | 0 | 294 | 8 | 0 | 0 | 8 | 3 | 950 |
| Rengstorff | 1,715 | 0 | 48 | 799 | 26 | 0 | 474 | 0 | 6 | 0 | 15 | 6 | 3,088 |
| Shoreline | 1,908 | 0 | 56 | 252 | 4 | 0 | 302 | 9 | 30 | 0 | 14 | 7 | 2,582 |
| Permanente Creek Trail | 0 | 0 | 0 | 0 | 0 | 0 | 0 | 0 | 0 | 0 | 65 | 22 | 87 |
| Stevens Creek Trail | 0 | 0 | 0 | 0 | 0 | 0 | 0 | 0 | 0 | 0 | 83 | 22 | 105 |
| Total | 4,199 | 0 | 107 | 1,110 | 30 | 0 | 1,070 | 17 | 36 | 0 | 185 | 60 | 6,813 |

| Gateway | SOV | TNC1 | TNC2 | HOV | TNC3 | TNC4 | Shuttles | MVGO | VTA | ACE | Bike | Ped | Total |
|------------------------|-------------|-----------|-------------|-------------|-------------|-----------|-------------|-------------|-------------|-----------|-------------|-------------|-------------|
| San Antonio | 13.7% | 0.0% | 2.8% | 5.3% | 0.0% | 0.0% | 27.5% | 47.1% | 0.0% | 0.0% | 4.3% | 4.5% | 13.9% |
| Rengstorff | 40.8% | 0.0% | 44.9% | 72.0% | 86.7% | 0.0% | 44.3% | 0.0% | 16.7% | 0.0% | 8.1% | 9.5% | 45.3% |
| Shoreline | 45.4% | 0.0% | 52.3% | 22.7% | 13.3% | 0.0% | 28.2% | 52.9% | 83.3% | 0.0% | 7.6% | 12.3% | 37.9% |
| Permanente Creek Trail | 0.0% | 0.0% | 0.0% | 0.0% | 0.0% | 0.0% | 0.0% | 0.0% | 0.0% | 0.0% | 35.1% | 36.9% | 1.3% |
| Stevens Creek Trail | 0.0% | 0.0% | 0.0% | 0.0% | 0.0% | 0.0% | 0.0% | 0.0% | 0.0% | 0.0% | 44.9% | 36.9% | 1.5% |
| Total | 100% | 0% | 100% | 100% | 100% | 0% | 100% | 100% | 100% | 0% | 100% | 100% | 100% |

| Gateway | SOV | TNC1 | TNC2 | HOV | TNC3 | TNC4 | Shuttles | MVGO | VTA | ACE | Bike | Ped | Total |
|------------------------|--------------|----------|-----------|--------------|-----------|----------|------------|-----------|----------|----------|------------|-----------|--------------|
| San Antonio | 514 | 0 | 1 | 116 | 0 | 0 | 319 | 6 | 0 | 0 | 14 | 4 | 974 |
| Rengstorff | 1,237 | 0 | 17 | 558 | 12 | 0 | 316 | 0 | 3 | 0 | 11 | 4 | 2,157 |
| Shoreline | 1,854 | 0 | 8 | 378 | 4 | 0 | 126 | 7 | 5 | 0 | 9 | 5 | 2,396 |
| Permanente Creek Trail | 0 | 0 | 0 | 0 | 0 | 0 | 0 | 0 | 0 | 0 | 60 | 38 | 98 |
| Stevens Creek Trail | 0 | 0 | 0 | 0 | 0 | 0 | 0 | 0 | 0 | 0 | 111 | 46 | 157 |
| Total | 3,605 | 0 | 26 | 1,052 | 16 | 0 | 761 | 13 | 8 | 0 | 205 | 96 | 5,782 |

| Gateway | SOV | TNC1 | TNC2 | HOV | TNC3 | TNC4 | Shuttles | MVGO | VTA | ACE | Bike | Ped | Total |
|------------------------|-------------|-----------|-------------|-------------|-------------|-----------|-------------|-------------|-------------|-----------|-------------|-------------|-------------|
| San Antonio | 14.3% | 0.0% | 3.8% | 11.0% | 0.0% | 0.0% | 41.9% | 46.2% | 0.0% | 0.0% | 6.8% | 4.2% | 16.8% |
| Rengstorff | 34.3% | 0.0% | 65.4% | 53.0% | 75.0% | 0.0% | 41.5% | 0.0% | 37.5% | 0.0% | 5.2% | 3.8% | 37.3% |
| Shoreline | 51.4% | 0.0% | 30.8% | 35.9% | 25.0% | 0.0% | 16.6% | 53.8% | 62.5% | 0.0% | 4.6% | 4.8% | 41.4% |
| Permanente Creek Trail | 0.0% | 0.0% | 0.0% | 0.0% | 0.0% | 0.0% | 0.0% | 0.0% | 0.0% | 0.0% | 29.3% | 39.4% | 1.7% |
| Stevens Creek Trail | 0.0% | 0.0% | 0.0% | 0.0% | 0.0% | 0.0% | 0.0% | 0.0% | 0.0% | 0.0% | 54.1% | 47.8% | 2.7% |
| Total | 100% | 0% | 100% | 100% | 100% | 0% | 100% | 100% | 100% | 0% | 100% | 100% | 100% |

Appendix D: Vehicle Classification Counts

Study Name PERMANENTE CREEK TRAIL BT OLD MIDDLEFIELD WAY & CHARLESTON RD
 Start Date 1/30/2024
 Start Time 7:00 AM
 Site Code 9

| Direction: Group | Southbound | | Northbound | |
|---------------------|-------------|----------|-------------|----------|
| | Pedestrians | Bicycles | Pedestrians | Bicycles |
| 7:00 AM | 1 | 0 | 2 | 1 |
| 7:15 AM | 3 | 0 | 3 | 4 |
| 7:30 AM | 1 | 1 | 5 | 5 |
| 7:45 AM | 0 | 2 | 4 | 13 |
| 8:00 AM | 4 | 0 | 4 | 10 |
| 8:15 AM | 6 | 1 | 13 | 12 |
| 8:30 AM | 1 | 1 | 3 | 15 |
| 8:45 AM | 6 | 0 | 7 | 26 |
| 9:00 AM | 2 | 1 | 7 | 11 |
| 9:15 AM | 3 | 1 | 6 | 15 |
| 9:30 AM | 2 | 1 | 4 | 12 |
| 9:45 AM | 2 | 0 | 4 | 15 |
| 10:00 AM | 1 | 0 | 4 | 7 |
| 10:15 AM | 0 | 1 | 3 | 5 |
| 10:30 AM | 4 | 1 | 1 | 7 |
| 10:45 AM | 1 | 1 | 9 | 4 |
| 3:00 PM | 2 | 3 | 4 | 1 |
| 3:15 PM | 1 | 1 | 1 | 5 |
| 3:30 PM | 5 | 2 | 5 | 0 |
| 3:45 PM | 4 | 5 | 7 | 2 |
| 4:00 PM | 7 | 6 | 1 | 0 |
| 4:15 PM | 5 | 13 | 5 | 2 |
| 4:30 PM | 7 | 11 | 9 | 1 |
| 4:45 PM | 11 | 16 | 1 | 1 |
| 5:00 PM | 17 | 14 | 5 | 1 |
| 5:15 PM | 7 | 12 | 8 | 2 |
| 5:30 PM | 6 | 22 | 2 | 1 |
| 5:45 PM | 11 | 11 | 3 | 0 |
| 6:00 PM | 7 | 4 | 1 | 1 |
| 6:15 PM | 3 | 7 | 2 | 1 |
| 6:30 PM | 2 | 7 | 2 | 0 |
| 6:45 PM | 0 | 4 | 1 | 1 |
| 7:00 PM | 0 | 5 | 2 | 1 |
| 7:15 PM | 2 | 10 | 0 | 0 |

Study Name STEVENS CREEK TRAIL BT MOFFETT BLVD & LA AVENIDA ST
 Start Date 1/30/2024
 Start Time 7:00 AM
 Site Code 10

| Direction: Group | Southbound | | Northbound | |
|---------------------|-------------|----------|-------------|----------|
| | Pedestrians | Bicycles | Pedestrians | Bicycles |
| 7:00 AM | 2 | 0 | 6 | 8 |
| 7:15 AM | 5 | 3 | 13 | 6 |
| 7:30 AM | 5 | 3 | 10 | 12 |
| 7:45 AM | 9 | 2 | 6 | 19 |
| 8:00 AM | 4 | 0 | 8 | 15 |
| 8:15 AM | 6 | 5 | 11 | 32 |
| 8:30 AM | 4 | 4 | 4 | 25 |
| 8:45 AM | 2 | 4 | 2 | 17 |
| 9:00 AM | 3 | 2 | 10 | 22 |
| 9:15 AM | 7 | 5 | 4 | 23 |
| 9:30 AM | 2 | 2 | 5 | 19 |
| 9:45 AM | 2 | 0 | 7 | 16 |
| 10:00 AM | 8 | 2 | 3 | 12 |
| 10:15 AM | 9 | 4 | 5 | 9 |
| 10:30 AM | 3 | 0 | 6 | 13 |
| 10:45 AM | 3 | 6 | 6 | 9 |
| 3:00 PM | 4 | 4 | 6 | 5 |
| 3:15 PM | 2 | 11 | 5 | 1 |
| 3:30 PM | 8 | 7 | 5 | 3 |
| 3:45 PM | 3 | 10 | 2 | 8 |
| 4:00 PM | 4 | 12 | 8 | 5 |
| 4:15 PM | 7 | 11 | 7 | 9 |
| 4:30 PM | 11 | 22 | 4 | 4 |
| 4:45 PM | 15 | 33 | 14 | 8 |
| 5:00 PM | 12 | 32 | 17 | 4 |
| 5:15 PM | 17 | 40 | 9 | 2 |
| 5:30 PM | 11 | 20 | 5 | 1 |
| 5:45 PM | 7 | 15 | 1 | 2 |
| 6:00 PM | 0 | 12 | 0 | 0 |
| 6:15 PM | 3 | 16 | 0 | 0 |
| 6:30 PM | 0 | 7 | 0 | 1 |
| 6:45 PM | 0 | 8 | 1 | 2 |
| 7:00 PM | 1 | 12 | 0 | 2 |
| 7:15 PM | 0 | 12 | 0 | 2 |

Traffic Data Service

San Jose, CA
408-622-4787
tdsbay@cs.com

LOCATION Rengstorff Ave southwest of Charleston Rd
DATE 1/30/2024

AM

| | PERSONS PER VEHICLE | | | | TRANSIT | | | | | | TNC | | | | HEAVY | BIKES | PEDS |
|----------|---------------------|----|----|----|---------|----------|-------|------|-----|-----|-----|----|---|----|-------|-------|------|
| | 1 | 2 | 3 | 4+ | Double | Standard | Small | Mvgo | VTA | ACE | 1 | 2 | 3 | 4+ | | | |
| 7:00 AM | 89 | 17 | 1 | 2 | 9 | 1 | 1 | 0 | 1 | 0 | 0 | 0 | 0 | 0 | 2 | 0 | 0 |
| 7:15 AM | 97 | 13 | 3 | 1 | 12 | 1 | 1 | 0 | 0 | 0 | 0 | 2 | 0 | 0 | 2 | 1 | 1 |
| 7:30 AM | 144 | 13 | 3 | 1 | 4 | 1 | 2 | 0 | 1 | 0 | 1 | 3 | 2 | 0 | 4 | 1 | 0 |
| 7:45 AM | 172 | 42 | 6 | 2 | 1 | 0 | 2 | 0 | 0 | 0 | 2 | 2 | 1 | 0 | 3 | 2 | 0 |
| 8:00 AM | 220 | 39 | 4 | 1 | 6 | 0 | 2 | 0 | 1 | 0 | 0 | 5 | 1 | 0 | 0 | 1 | 0 |
| 8:15 AM | 276 | 49 | 8 | 1 | 5 | 2 | 3 | 0 | 0 | 0 | 1 | 9 | 2 | 0 | 3 | 3 | 3 |
| 8:30 AM | 351 | 90 | 11 | 1 | 12 | 0 | 1 | 0 | 0 | 0 | 0 | 10 | 2 | 0 | 2 | 5 | 2 |
| 8:45 AM | 446 | 76 | 15 | 2 | 9 | 0 | 2 | 0 | 1 | 0 | 0 | 15 | 7 | 0 | 1 | 5 | 0 |
| 9:00 AM | 462 | 80 | 9 | 5 | 8 | 2 | 3 | 0 | 0 | 0 | 2 | 9 | 3 | 0 | 1 | 5 | 3 |
| 9:15 AM | 444 | 69 | 8 | 1 | 7 | 2 | 3 | 0 | 1 | 0 | 1 | 14 | 1 | 0 | 1 | 3 | 2 |
| 9:30 AM | 404 | 49 | 15 | 2 | 6 | 1 | 5 | 0 | 0 | 0 | 3 | 11 | 3 | 0 | 2 | 3 | 2 |
| 9:45 AM | 385 | 53 | 10 | 3 | 8 | 2 | 2 | 0 | 1 | 0 | 0 | 11 | 2 | 0 | 2 | 1 | 0 |
| 10:00 AM | 261 | 24 | 1 | 1 | 0 | 1 | 2 | 0 | 0 | 0 | 1 | 5 | 3 | 0 | 1 | 2 | 3 |
| 10:15 AM | 207 | 31 | 8 | 1 | 14 | 0 | 1 | 0 | 1 | 0 | 1 | 7 | 1 | 0 | 3 | 0 | 0 |
| 10:30 AM | 219 | 19 | 3 | 0 | 4 | 1 | 0 | 0 | 1 | 0 | 1 | 3 | 1 | 0 | 2 | 1 | 0 |
| 10:45 AM | 159 | 21 | 3 | 0 | 2 | 2 | 0 | 0 | 0 | 0 | 2 | 4 | 1 | 0 | 4 | 2 | 0 |

PM

| | PERSONS PER VEHICLE | | | | TRANSIT | | | | | | TNC | | | | HEAVY | BIKES | PEDS |
|---------|---------------------|----|----|----|---------|----------|-------|------|-----|-----|-----|----|---|----|-------|-------|------|
| | 1 | 2 | 3 | 4+ | Double | Standard | Small | Mvgo | VTA | ACE | 1 | 2 | 3 | 4+ | | | |
| 3:00 PM | 219 | 37 | 6 | 3 | 0 | 0 | 0 | 0 | 0 | 0 | 0 | 2 | 1 | 0 | 2 | 0 | 0 |
| 3:15 PM | 195 | 32 | 8 | 2 | 1 | 0 | 0 | 0 | 1 | 0 | 0 | 6 | 4 | 0 | 2 | 0 | 0 |
| 3:30 PM | 242 | 38 | 7 | 3 | 3 | 0 | 6 | 0 | 0 | 0 | 0 | 4 | 0 | 0 | 2 | 2 | 0 |
| 3:45 PM | 221 | 51 | 9 | 0 | 4 | 2 | 0 | 0 | 1 | 1 | 2 | 5 | 3 | 0 | 0 | 0 | 0 |
| 4:00 PM | 280 | 33 | 4 | 0 | 10 | 2 | 2 | 0 | 1 | 0 | 2 | 8 | 0 | 0 | 1 | 4 | 1 |
| 4:15 PM | 323 | 36 | 5 | 4 | 7 | 0 | 1 | 0 | 0 | 0 | 3 | 11 | 6 | 0 | 2 | 1 | 0 |
| 4:30 PM | 327 | 42 | 9 | 5 | 6 | 0 | 1 | 0 | 0 | 0 | 0 | 2 | 3 | 0 | 1 | 3 | 3 |
| 4:45 PM | 330 | 48 | 4 | 1 | 4 | 1 | 1 | 0 | 1 | 0 | 0 | 5 | 1 | 0 | 0 | 2 | 0 |
| 5:00 PM | 311 | 65 | 10 | 1 | 10 | 1 | 1 | 0 | 1 | 0 | 1 | 5 | 1 | 0 | 1 | 3 | 0 |
| 5:15 PM | 348 | 60 | 7 | 0 | 3 | 0 | 0 | 0 | 0 | 0 | 1 | 3 | 4 | 0 | 0 | 3 | 3 |
| 5:30 PM | 295 | 64 | 11 | 1 | 6 | 0 | 4 | 0 | 1 | 0 | 1 | 5 | 0 | 0 | 2 | 2 | 1 |
| 5:45 PM | 299 | 62 | 8 | 3 | 11 | 1 | 1 | 0 | 0 | 0 | 4 | 8 | 1 | 0 | 2 | 1 | 1 |
| 6:00 PM | 242 | 43 | 9 | 3 | 2 | 1 | 3 | 0 | 0 | 0 | 3 | 8 | 3 | 0 | 0 | 2 | 0 |
| 6:15 PM | 192 | 26 | 9 | 3 | 5 | 1 | 0 | 0 | 1 | 0 | 4 | 10 | 3 | 0 | 0 | 1 | 1 |
| 6:30 PM | 188 | 27 | 7 | 1 | 1 | 2 | 1 | 0 | 0 | 0 | 2 | 5 | 3 | 0 | 0 | 1 | 0 |
| 6:45 PM | 204 | 33 | 8 | 2 | 3 | 4 | 0 | 0 | 1 | 0 | 4 | 5 | 1 | 0 | 1 | 2 | 0 |
| 7:00 PM | 170 | 42 | 8 | 2 | 5 | 1 | 0 | 0 | 0 | 0 | 1 | 6 | 3 | 0 | 1 | 2 | 0 |
| 7:15 PM | 165 | 56 | 12 | 2 | 5 | 1 | 1 | 0 | 1 | 0 | 4 | 6 | 2 | 0 | 1 | 0 | 1 |

Traffic Data Service

San Jose, CA
408-622-4787
tdsbay@cs.com

LOCATION Shoreline Blvd north of La Avenida
DATE 1/30/2024

AM

| | PERSONS PER VEHICLE | | | | TRANSIT | | | | | | TNC | | | | HEAVY | BIKES | PEDS |
|----------|---------------------|----|---|----|---------|----------|-------|------|-----|-----|-----|----|---|----|-------|-------|------|
| | 1 | 2 | 3 | 4+ | Double | Standard | Small | Mvgo | VTA | ACE | 1 | 2 | 3 | 4+ | | | |
| 7:00 AM | 226 | 8 | 0 | 0 | 0 | 1 | 9 | 3 | 0 | 0 | 3 | 1 | 0 | 0 | 6 | 2 | 0 |
| 7:15 AM | 238 | 27 | 1 | 0 | 1 | 2 | 5 | 1 | 0 | 0 | 0 | 4 | 0 | 0 | 8 | 2 | 0 |
| 7:30 AM | 287 | 17 | 0 | 0 | 1 | 2 | 4 | 1 | 0 | 0 | 4 | 3 | 0 | 0 | 5 | 4 | 0 |
| 7:45 AM | 360 | 23 | 1 | 0 | 0 | 4 | 7 | 3 | 1 | 0 | 5 | 3 | 0 | 0 | 8 | 3 | 0 |
| 8:00 AM | 437 | 26 | 0 | 0 | 0 | 6 | 7 | 1 | 2 | 0 | 1 | 5 | 0 | 0 | 7 | 3 | 0 |
| 8:15 AM | 459 | 32 | 1 | 0 | 0 | 7 | 10 | 0 | 1 | 0 | 7 | 7 | 0 | 0 | 1 | 5 | 0 |
| 8:30 AM | 452 | 24 | 0 | 1 | 0 | 1 | 17 | 2 | 5 | 0 | 0 | 12 | 0 | 0 | 4 | 9 | 1 |
| 8:45 AM | 453 | 28 | 2 | 0 | 0 | 4 | 18 | 2 | 1 | 0 | 1 | 20 | 2 | 0 | 3 | 4 | 6 |
| 9:00 AM | 445 | 34 | 2 | 0 | 0 | 2 | 9 | 0 | 1 | 0 | 0 | 16 | 0 | 0 | 3 | 4 | 2 |
| 9:15 AM | 466 | 24 | 2 | 0 | 0 | 5 | 7 | 2 | 3 | 0 | 1 | 6 | 0 | 0 | 5 | 3 | 1 |
| 9:30 AM | 506 | 19 | 2 | 0 | 0 | 3 | 4 | 2 | 1 | 0 | 1 | 5 | 0 | 0 | 3 | 4 | 0 |
| 9:45 AM | 509 | 17 | 0 | 0 | 0 | 6 | 9 | 0 | 0 | 0 | 0 | 2 | 0 | 0 | 5 | 4 | 1 |
| 10:00 AM | 450 | 12 | 0 | 0 | 0 | 5 | 11 | 0 | 1 | 0 | 1 | 2 | 0 | 0 | 2 | 1 | 1 |
| 10:15 AM | 366 | 17 | 0 | 0 | 0 | 3 | 7 | 2 | 1 | 0 | 1 | 0 | 0 | 0 | 6 | 0 | 0 |
| 10:30 AM | 332 | 20 | 0 | 0 | 2 | 2 | 10 | 0 | 1 | 0 | 0 | 1 | 0 | 0 | 5 | 1 | 0 |
| 10:45 AM | 338 | 13 | 0 | 0 | 0 | 1 | 7 | 0 | 0 | 0 | 1 | 0 | 0 | 0 | 2 | 3 | 0 |

PM

| | PERSONS PER VEHICLE | | | | TRANSIT | | | | | | TNC | | | | HEAVY | BIKES | PEDS |
|---------|---------------------|----|---|----|---------|----------|-------|------|-----|-----|-----|----|---|----|-------|-------|------|
| | 1 | 2 | 3 | 4+ | Double | Standard | Small | Mvgo | VTA | ACE | 1 | 2 | 3 | 4+ | | | |
| 3:00 PM | 329 | 45 | 5 | 1 | 0 | 2 | 7 | 0 | 1 | 0 | 1 | 6 | 0 | 0 | 4 | 0 | 0 |
| 3:15 PM | 295 | 28 | 1 | 0 | 0 | 3 | 0 | 0 | 0 | 0 | 0 | 11 | 0 | 0 | 0 | 0 | 0 |
| 3:30 PM | 355 | 36 | 4 | 0 | 2 | 4 | 2 | 2 | 1 | 0 | 1 | 10 | 0 | 0 | 1 | 2 | 0 |
| 3:45 PM | 346 | 36 | 6 | 3 | 1 | 1 | 8 | 2 | 1 | 0 | 0 | 0 | 0 | 0 | 1 | 2 | 0 |
| 4:00 PM | 330 | 34 | 0 | 1 | 0 | 4 | 2 | 0 | 0 | 0 | 1 | 2 | 0 | 0 | 2 | 0 | 0 |
| 4:15 PM | 376 | 38 | 1 | 0 | 0 | 3 | 15 | 1 | 0 | 0 | 3 | 4 | 0 | 0 | 0 | 2 | 0 |
| 4:30 PM | 348 | 34 | 2 | 0 | 2 | 5 | 7 | 2 | 1 | 0 | 0 | 6 | 0 | 0 | 1 | 0 | 2 |
| 4:45 PM | 385 | 36 | 1 | 1 | 0 | 6 | 8 | 2 | 1 | 0 | 0 | 3 | 0 | 0 | 0 | 4 | 2 |
| 5:00 PM | 383 | 40 | 1 | 2 | 1 | 3 | 4 | 1 | 0 | 0 | 0 | 1 | 0 | 0 | 1 | 2 | 0 |
| 5:15 PM | 392 | 45 | 1 | 0 | 0 | 2 | 10 | 0 | 0 | 0 | 1 | 0 | 0 | 0 | 1 | 1 | 0 |
| 5:30 PM | 395 | 17 | 0 | 0 | 0 | 0 | 10 | 2 | 1 | 0 | 1 | 0 | 0 | 0 | 0 | 1 | 0 |
| 5:45 PM | 372 | 5 | 0 | 0 | 1 | 6 | 2 | 2 | 0 | 0 | 1 | 0 | 0 | 0 | 0 | 0 | 0 |
| 6:00 PM | 352 | 4 | 0 | 0 | 0 | 3 | 3 | 0 | 1 | 0 | 0 | 0 | 0 | 0 | 0 | 2 | 0 |
| 6:15 PM | 293 | 9 | 0 | 0 | 0 | 1 | 5 | 1 | 1 | 0 | 0 | 0 | 0 | 0 | 0 | 1 | 0 |
| 6:30 PM | 319 | 7 | 0 | 0 | 1 | 2 | 5 | 1 | 0 | 0 | 1 | 0 | 0 | 0 | 0 | 0 | 0 |
| 6:45 PM | 261 | 3 | 0 | 0 | 1 | 5 | 2 | 2 | 1 | 0 | 0 | 0 | 0 | 0 | 0 | 1 | 0 |
| 7:00 PM | 330 | 10 | 0 | 0 | 0 | 4 | 0 | 1 | 1 | 0 | 0 | 0 | 0 | 0 | 15 | 3 | 1 |
| 7:15 PM | 262 | 1 | 0 | 0 | 1 | 6 | 2 | 0 | 0 | 0 | 1 | 0 | 0 | 0 | 0 | 1 | 0 |

Appendix E: Historic Volume Comparison

Table E1: Morning Peak Hour Inbound Vehicle Volumes Over Time¹

| Gateway | Fall 2017 | Spring 2018 | Fall 2018 | Spring 2019 | Fall 2019 | Spring 2020 | Fall 2020 ² | Spring 2021 ² | Fall 2021 | Spring 2022 | Fall 2022 | Spring 2023 | Fall 2023 | Spring 2024 |
|---|--------------------|--------------------|---------------------|---------------------|---------------------|---------------------|------------------------|--------------------------|--------------------|--------------------|---------------------|--------------------|--------------------|--------------------|
| Peak Hour | 8:45 AM to 9:45 AM | 8:45 AM to 9:45 AM | 9:00 AM to 10:00 AM | 9:00 AM to 10:00 AM | 9:00 AM to 10:00 AM | 9:00 AM to 10:00 AM | - | - | 8:45 AM to 9:45 AM | 8:30 AM to 9:30 AM | 9:15 AM to 10:15 AM | 8:45 AM to 9:45 AM | 8:45 AM to 9:45 AM | 8:30 AM to 9:30 AM |
| Tuesday through Thursday | | | | | | | | | | | | | | |
| San Antonio Road | 1,130 | 1,140 | 1,270 | 1,280 | 1,350 | 1,350 | - | - | 260 | 1,060 | 450 | 540 | 640 | 640 |
| Rengstorff Avenue | 2,420 | 2,310 | 2,320 | 2,400 | 2,290 | 2,480 | - | - | 550 | 590 | 1,580 | 1,740 | 2,440 | 2,200 |
| Shoreline Boulevard | 2,240 | 2,480 | 2,320 | 2,270 | 2,330 | 2,480 | - | - | 1,110 | 1,050 | 1,860 | 2,110 | 2,150 | 2,170 |
| Total [A] | 5,790 | 5,930 | 5,910 | 5,950 | 5,970 | 6,310 | - | - | 1,920 | 2,700 | 3,890 | 4,390 | 5,230 | 5,010 |
| Monday through Thursday | | | | | | | | | | | | | | |
| San Antonio Road | 1,130 | 1,080 | 1,270 | 1,260 | 1,290 | 1,350 | - | - | 240 | 1,130 | 410 | 480 | 550 | 560 |
| Rengstorff Avenue | 2,380 | 2,300 | 2,320 | 2,400 | 2,270 | 2,470 | - | - | 530 | 480 | 1,340 | 1,520 | 2,150 | 1,890 |
| Shoreline Boulevard | 2,240 | 2,470 | 2,330 | 2,280 | 2,300 | 2,460 | - | - | 1,070 | 1,030 | 1,690 | 1,990 | 2,080 | 2,080 |
| Total [B] | 5,750 | 5,850 | 5,920 | 5,940 | 5,860 | 6,280 | - | - | 1,840 | 2,640 | 3,440 | 3,990 | 4,780 | 4,530 |
| Monday through Friday | | | | | | | | | | | | | | |
| San Antonio Road | 1,080 | 1,000 | 1,170 | 1,190 | 1,220 | 1,270 | - | - | 240 | 1,110 | 370 | 440 | 490 | 490 |
| Rengstorff Avenue | 2,380 | 2,280 | 2,300 | 2,370 | 2,250 | 2,430 | - | - | 520 | 460 | 1,260 | 1,370 | 1,910 | 1,680 |
| Shoreline Boulevard | 2,230 | 2,450 | 2,330 | 2,280 | 2,280 | 2,440 | - | - | 1,050 | 1,010 | 1,590 | 1,850 | 1,970 | 1,980 |
| Total [C] | 5,690 | 5,730 | 5,800 | 5,840 | 5,750 | 6,140 | - | - | 1,810 | 2,580 | 3,220 | 3,660 | 4,370 | 4,150 |
| Comparisons to Tuesday through Thursday Average Counts | | | | | | | | | | | | | | |
| Total [D = A-B] | 40 | 80 | -10 | 10 | 110 | 30 | - | - | 70 | 60 | 450 | 400 | 450 | 480 |
| Percent [E= D/A*100] | (1%) | (1%) | (<1%) | (<1%) | (2%) | (<1%) | - | - | (4%) | (2%) | (12%) | (9%) | (9%) | (10%) |
| Total [F = A-C] | 100 | 200 | 110 | 110 | 220 | 170 | - | - | 100 | 120 | 670 | 730 | 860 | 860 |
| Percent [G= F/A*100] | (2%) | (3%) | (2%) | (2%) | (4%) | (3%) | - | - | (6%) | (4%) | (17%) | (17%) | (16%) | (17%) |

Note:

1. Vehicle volumes rounded to nearest 10.
2. No monitoring was conducted in the Fall 2020 and Spring 2021 due to minimal travel during COVID-19 shelter-in-place order.

Source: Fehr & Peers, 2024.

Table E2: Evening Peak Hour Outbound Vehicle Volumes Over Time¹

| Gateway | Fall 2017 | Spring 2018 | Fall 2018 | Spring 2019 | Fall 2019 | Spring 2020 | Fall 2020 ² | Spring 2021 ² | Fall 2021 | Spring 2022 | Fall 2022 | Spring 2023 | Fall 2023 | Spring 2024 |
|---|--------------------|--------------------|--------------------|--------------------|--------------------|--------------------|------------------------|--------------------------|--------------------|--------------------|--------------------|--------------------|--------------------|--------------------|
| Peak Hour | 5:00 PM to 6:00 PM | 5:00 PM to 6:00 PM | 4:45 PM to 5:45 PM | 4:45 PM to 5:45 PM | 5:00 PM to 6:00 PM | 5:00 PM to 6:00 PM | - | - | 5:00 PM to 6:00 PM | 5:00 PM to 6:00 PM | 5:00 PM to 6:00 PM | 4:45 PM to 5:45 PM | 5:00 PM to 6:00 PM | 4:45 PM to 5:45 PM |
| Tuesday through Thursday | | | | | | | | | | | | | | |
| San Antonio Road | 860 | 840 | 880 | 800 | 830 | 850 | - | - | 200 | 250 | 460 | 300 | 520 | 650 |
| Rengstorff Avenue | 1,630 | 1,740 | 1,780 | 1,860 | 1,940 | 2,020 | - | - | 600 | 640 | 1,210 | 1,320 | 1,640 | 1,560 |
| Shoreline Boulevard | 2,370 | 2,310 | 2,280 | 2,340 | 2,360 | 2,410 | - | - | 1,130 | 1,160 | 1,960 | 2,160 | 2,180 | 2,110 |
| Total [A] | 4,860 | 4,890 | 4,940 | 5,000 | 5,130 | 5,280 | - | - | 1,930 | 2,050 | 3,630 | 3,780 | 4,340 | 4,290 |
| Monday through Thursday | | | | | | | | | | | | | | |
| San Antonio Road | 850 | 820 | 870 | 800 | 620 | 840 | - | - | 200 | 240 | 440 | 460 | 470 | 550 |
| Rengstorff Avenue | 1,620 | 1,720 | 1,760 | 1,830 | 1,920 | 2,020 | - | - | 590 | 600 | 1,060 | 1,200 | 1,470 | 1,400 |
| Shoreline Boulevard | 2,350 | 2,290 | 2,280 | 2,360 | 2,350 | 2,420 | - | - | 1,080 | 1,120 | 1,820 | 2,000 | 2,020 | 1,950 |
| Total [B] | 4,820 | 4,830 | 4,910 | 4,990 | 4,890 | 5,280 | - | - | 1,870 | 1,960 | 3,320 | 3,660 | 3,960 | 3,900 |
| Monday through Friday | | | | | | | | | | | | | | |
| San Antonio Road | 810 | 760 | 790 | 770 | 830 | 790 | - | - | 200 | 240 | 440 | 440 | 430 | 490 |
| Rengstorff Avenue | 1,610 | 1,710 | 1,750 | 1,810 | 1,890 | 1,980 | - | - | 560 | 590 | 720 | 780 | 1,330 | 1,260 |
| Shoreline Boulevard | 2,310 | 2,260 | 2,270 | 2,360 | 2,310 | 2,410 | - | - | 1,060 | 1,080 | 1,630 | 1,630 | 1,940 | 1,840 |
| Total [C] | 4,730 | 4,730 | 4,810 | 4,940 | 5,030 | 5,180 | - | - | 1,820 | 1,910 | 2,790 | 2,850 | 3,700 | 3,590 |
| Comparisons to Tuesday through Thursday Average Counts | | | | | | | | | | | | | | |
| Total [D = A-B] | 40 | 60 | 30 | 10 | 240 | 0 | - | - | 60 | 90 | 310 | 120 | 380 | 390 |
| Percent [E= D/A*100] | (1%) | (1%) | (1%) | (<1%) | (5%) | (0%) | - | - | (3%) | (4%) | (9%) | (3%) | (9%) | (9%) |
| Total [F = A-C] | 130 | 160 | 130 | 60 | 100 | 100 | - | - | 110 | 140 | 840 | 930 | 640 | 700 |
| Percent [G= F/A*100] | (3%) | (3%) | (3%) | (1%) | (2%) | (2%) | - | - | (6%) | (7%) | (23%) | (25%) | (15%) | (16%) |

Note:

1. Vehicle volumes rounded to nearest 10.

2. No monitoring was conducted in the Fall 2020 and Spring 2021 due to minimal travel during COVID-19 shelter-in-place order.

Source: Fehr & Peers, 2024.

Table E3: Morning Peak Period Inbound Vehicle Volumes Over Time¹

| Gateway | Fall 2017 | Spring 2018 | Fall 2018 | Spring 2019 | Fall 2019 | Spring 2020 | Fall 2020 ² | Spring 2021 ² | Fall 2021 | Spring 2022 | Fall 2022 | Spring 2023 | Fall 2023 | Spring 2024 |
|---|---------------------|---------------------|---------------------|---------------------|---------------------|---------------------|------------------------|--------------------------|---------------------|---------------------|---------------------|---------------------|---------------------|---------------------|
| Peak Period | 8:00 AM to 11:00 AM | 8:00 AM to 11:00 AM | 8:00 AM to 11:00 AM | 8:00 AM to 11:00 AM | 8:00 AM to 11:00 AM | 8:00 AM to 11:00 AM | - | - | 7:45 AM to 10:45 AM | 8:00 AM to 11:00 AM | 8:15 AM to 11:15 AM | 7:45 AM to 10:45 AM | 7:45 AM to 10:45 AM | 8:00 AM to 11:00 AM |
| Tuesday through Thursday | | | | | | | | | | | | | | |
| San Antonio Road | 2,530 | 2,580 | 2,840 | 2,930 | 3,140 | 3,120 | - | - | 700 | 3,060 | 1,210 | 1,330 | 1,570 | 1,610 |
| Rengstorff Avenue | 5,670 | 5,440 | 5,680 | 5,970 | 5,800 | 6,130 | - | - | 1,310 | 1,340 | 3,740 | 4,030 | 5,490 | 4,920 |
| Shoreline Boulevard | 6,300 | 6,750 | 6,530 | 6,440 | 6,590 | 7,220 | - | - | 2,920 | 2,950 | 5,040 | 5,480 | 5,970 | 6,000 |
| Total [A] | 14,500 | 14,770 | 15,050 | 15,340 | 15,530 | 16,470 | - | - | 4,930 | 7,350 | 9,990 | 10,840 | 13,030 | 12,530 |
| Monday through Thursday | | | | | | | | | | | | | | |
| San Antonio Road | 2,520 | 2,430 | 2,820 | 2,900 | 2,970 | 3,100 | - | - | 660 | 2,990 | 1,100 | 1,220 | 1,390 | 1,410 |
| Rengstorff Avenue | 5,600 | 5,410 | 5,650 | 5,930 | 5,750 | 6,110 | - | - | 1,270 | 1,300 | 3,200 | 3,580 | 4,820 | 4,230 |
| Shoreline Boulevard | 6,290 | 6,670 | 6,520 | 6,410 | 6,540 | 7,160 | - | - | 2,800 | 2,720 | 4,650 | 5,080 | 5,600 | 5,580 |
| Total [B] | 14,410 | 14,510 | 14,990 | 15,240 | 15,260 | 16,370 | - | - | 4,730 | 7,010 | 8,950 | 9,880 | 11,810 | 11,220 |
| Monday through Friday | | | | | | | | | | | | | | |
| San Antonio Road | 2,440 | 2,350 | 2,600 | 2,770 | 2,850 | 2,930 | - | - | 660 | 2,980 | 1,020 | 1,110 | 1,240 | 1,250 |
| Rengstorff Avenue | 5,550 | 5,320 | 5,600 | 5,840 | 5,650 | 5,980 | - | - | 1,250 | 1,270 | 3,040 | 3,250 | 4,300 | 3,760 |
| Shoreline Boulevard | 6,210 | 6,640 | 6,490 | 6,380 | 6,470 | 7,070 | - | - | 2,780 | 2,720 | 4,400 | 4,710 | 5,270 | 5,220 |
| Total [C] | 14,200 | 14,310 | 14,690 | 14,990 | 14,970 | 15,980 | - | - | 4,690 | 6,970 | 8,460 | 9,070 | 10,810 | 10,230 |
| Comparisons to Tuesday through Thursday Average Counts | | | | | | | | | | | | | | |
| Total [D = A-B] | 90 | 260 | 60 | 100 | 270 | 100 | - | - | 200 | 340 | 1,040 | 960 | 1,220 | 1,310 |
| Percent [E= D/A*100] | (1%) | (2%) | (<1%) | (1%) | (2%) | (1%) | - | - | (4%) | (5%) | (10%) | (6%) | (9%) | (10%) |
| Total [F = A-C] | 300 | 460 | 360 | 350 | 560 | 490 | - | - | 240 | 380 | 1,530 | 1,770 | 2,220 | 2,300 |
| Percent [G= F/A*100] | (2%) | (3%) | (2%) | (2%) | (4%) | (3%) | - | - | (5%) | (5%) | (15%) | (16%) | (17%) | (18%) |

Note:

1. Vehicle volumes rounded to nearest 10.
2. No monitoring was conducted in the Fall 2020 and Spring 2021 due to minimal travel during COVID-19 shelter-in-place order.

Source: Fehr & Peers, 2024.

Table E4: Evening Peak Period Outbound Vehicle Volumes Over Time¹

| Gateway | Fall 2017 | Spring 2018 | Fall 2018 | Spring 2019 | Fall 2019 | Spring 2020 | Fall 2020 ² | Spring 2021 ² | Fall 2021 | Spring 2022 | Fall 2022 | Spring 2023 | Fall 2023 | Spring 2024 |
|---|--------------------|--------------------|--------------------|--------------------|--------------------|--------------------|------------------------|--------------------------|--------------------|--------------------|--------------------|--------------------|--------------------|--------------------|
| Peak Period | 4:00 PM to 7:00 PM | 4:15 PM to 7:15 PM | 4:00 PM to 7:00 PM | 4:00 PM to 7:00 PM | 4:00 PM to 7:00 PM | 4:00 PM to 7:00 PM | - | - | 3:00 PM to 6:00 PM | 4:00 PM to 7:00 PM | 4:00 PM to 7:00 PM | 3:30 PM to 6:30 PM | 3:30 PM to 6:30 PM | 3:00 PM to 6:00 PM |
| Tuesday through Thursday | | | | | | | | | | | | | | |
| San Antonio Road | 2,070 | 1,890 | 2,210 | 1,940 | 1,990 | 2,090 | - | - | 560 | 590 | 1,060 | 710 | 1,250 | 1,480 |
| Rengstorff Avenue | 4,370 | 4,640 | 4,810 | 4,810 | 5,060 | 5,150 | - | - | 1,520 | 1,540 | 3,550 | 3,420 | 4,380 | 4,100 |
| Shoreline Boulevard | 6,380 | 6,270 | 6,370 | 6,300 | 6,500 | 6,750 | - | - | 3,080 | 3,110 | 5,130 | 5,640 | 6,040 | 5,950 |
| Total [A] | 12,820 | 12,800 | 13,390 | 13,050 | 13,550 | 13,990 | - | - | 5,160 | 5,240 | 9,740 | 9,770 | 11,670 | 11,530 |
| Monday through Thursday | | | | | | | | | | | | | | |
| San Antonio Road | 2,040 | 1,860 | 2,190 | 1,930 | 1,480 | 2,070 | - | - | 560 | 600 | 1,030 | 1,110 | 1,140 | 1,350 |
| Rengstorff Avenue | 4,340 | 4,600 | 4,760 | 4,760 | 5,030 | 5,140 | - | - | 1,470 | 1,490 | 3,120 | 3,100 | 3,920 | 3,690 |
| Shoreline Boulevard | 6,330 | 6,200 | 6,340 | 6,400 | 6,450 | 6,720 | - | - | 2,940 | 3,030 | 4,770 | 5,230 | 5,640 | 5,480 |
| Total [B] | 12,710 | 12,660 | 13,290 | 13,090 | 12,960 | 13,930 | - | - | 4,970 | 5,120 | 8,920 | 9,440 | 10,700 | 10,520 |
| Monday through Friday | | | | | | | | | | | | | | |
| San Antonio Road | 1,960 | 1,820 | 2,000 | 1,860 | 1,990 | 1,950 | - | - | 550 | 590 | 960 | 1,050 | 1,040 | 1,210 |
| Rengstorff Avenue | 4,290 | 4,480 | 4,700 | 4,730 | 4,950 | 5,040 | - | - | 1,430 | 1,470 | 2,990 | 2,840 | 3,540 | 3,360 |
| Shoreline Boulevard | 6,280 | 6,140 | 6,340 | 6,440 | 6,330 | 6,680 | - | - | 2,940 | 2,930 | 4,540 | 4,920 | 5,310 | 5,210 |
| Total [C] | 12,530 | 12,440 | 13,040 | 13,030 | 13,270 | 13,670 | - | - | 4,920 | 4,990 | 8,490 | 8,810 | 9,890 | 9,780 |
| Comparisons to Tuesday through Thursday Average Counts | | | | | | | | | | | | | | |
| Total [D = A-B] | 110 | 140 | 100 | -40 | 590 | 60 | - | - | 190 | 120 | 820 | 330 | 970 | 1,010 |
| Percent [E= D/A*100] | (1%) | (1%) | (1%) | (<0%) | (4%) | (<1%) | - | - | (4%) | (2%) | (8%) | (3%) | (8%) | (9%) |
| Total [F = A-C] | 290 | 360 | 350 | 20 | 280 | 320 | - | - | 240 | 250 | 1,250 | 960 | 1,780 | 1,750 |
| Percent [G= F/A*100] | (2%) | (3%) | (3%) | (<1%) | (2%) | (2%) | - | - | (5%) | (5%) | (13%) | (10%) | (15%) | (15%) |

Note:

1. Vehicle volumes rounded to nearest 10.
 2. No monitoring was conducted in the Fall 2020 and Spring 2021 due to minimal travel during COVID-19 shelter-in-place order.
- Source: Fehr & Peers, 2024.

Table E5: Daily Two-Way Vehicle Volumes Over Time¹

| Gateway | Fall 2017 | Spring 2018 | Fall 2018 | Spring 2019 | Fall 2019 | Spring 2020 | Fall 2020 ² | Spring 2021 ² | Fall 2021 | Spring 2022 | Fall 2022 | Spring 2023 | Fall 2023 | Spring 2024 |
|---|-----------------|---------------|---------------|---------------|---------------|---------------|------------------------|--------------------------|---------------|---------------|---------------|---------------|---------------|---------------|
| Tuesday through Thursday | | | | | | | | | | | | | | |
| San Antonio Road | 10,770 | 10,620 | 11,720 | 10,740 | 10,920 | 12,360 | - | - | 4,650 | 14,210 | 7,170 | 5,880 | 7,710 | 7,620 |
| Rengstorff Avenue | 22,690 | 23,560 | 25,390 | 24,440 | 25,790 | 25,830 | - | - | 9,160 | 9,490 | 18,410 | 17,740 | 21,910 | 19,270 |
| Shoreline Boulevard | 38,370 | 40,120 | 38,930 | 36,820 | 39,780 | 40,180 | - | - | 22,020 | 21,650 | 31,100 | 31,810 | 37,370 | 34,620 |
| Total [A] | 71,830 | 74,300 | 76,040 | 72,000 | 76,490 | 78,370 | - | - | 35,830 | 45,350 | 56,680 | 55,430 | 66,990 | 61,510 |
| Monday through Thursday | | | | | | | | | | | | | | |
| San Antonio Road | 10,620 | 10,210 | 11,660 | 10,730 | 10,520 | 12,230 | - | - | 4,580 | 13,910 | 6,940 | 6,690 | 7,120 | 7,120 |
| Rengstorff Avenue | 22,370 | 23,200 | 24,820 | 24,110 | 25,220 | 25,500 | - | - | 8,830 | 9,220 | 16,490 | 16,400 | 19,990 | 17,560 |
| Shoreline Boulevard | 37,790 | 39,730 | 38,380 | 36,210 | 38,910 | 39,400 | - | - | 21,210 | 20,930 | 29,420 | 29,990 | 35,210 | 32,360 |
| Total [B] | 70,780 | 73,140 | 74,860 | 71,050 | 74,650 | 77,130 | - | - | 34,620 | 44,060 | 52,850 | 53,080 | 62,320 | 57,040 |
| Monday through Friday | | | | | | | | | | | | | | |
| San Antonio Road | 10,580 | 9,920 | 10,980 | 10,670 | 10,500 | 11,920 | - | - | 4,580 | 13,980 | 6,650 | 6,400 | 6,730 | 6,630 |
| Rengstorff Avenue | 22,810 | 22,880 | 24,500 | 23,990 | 25,650 | 25,110 | - | - | 8,780 | 9,170 | 15,960 | 15,390 | 18,600 | 16,420 |
| Shoreline Boulevard | 38,750 | 39,950 | 38,600 | 36,790 | 39,530 | 39,550 | - | - | 21,680 | 21,000 | 29,150 | 29,210 | 34,200 | 31,420 |
| Total [C] | 72,140 | 72,750 | 74,080 | 71,450 | 75,680 | 76,580 | - | - | 35,040 | 44,150 | 51,760 | 51,000 | 59,530 | 54,470 |
| Comparisons to Tuesday through Thursday Average Counts | | | | | | | | | | | | | | |
| Total [D = A-B] | 1,050 | 1,160 | 1,180 | 950 | 1,840 | 1,240 | - | - | 1,210 | 1,290 | 3,830 | 2,350 | 4,670 | 4,470 |
| Percent [E= D/A*100] | (1%) | (2%) | (2%) | (1%) | (2%) | (2%) | - | - | (3%) | (3%) | (7%) | (4%) | (7%) | (7%) |
| Total [F = A-C] | -310 | 1,550 | 1,960 | 550 | 810 | 1,790 | - | - | 790 | 1,200 | 4,920 | 4,430 | 7,460 | 7,040 |
| Percent [G= F/A*100] | (<0%) | (2%) | (3%) | (1%) | (1%) | (2%) | - | - | (2%) | (3%) | (9%) | (8%) | (11%) | (11%) |

Note:

1. Vehicle volumes rounded to nearest 10.

2. No monitoring was conducted in the Fall 2020 and Spring 2021 due to minimal travel during COVID-19 shelter-in-place order.

Source: Fehr & Peers, 2024.

To show the degree of variation for different accounting methods of the weekday averages, the Tuesday-to-Thursday average has been compared to Monday-to-Thursday and Monday-to-Friday averages over the past five years. The following comparison are shown below.

- Figure E1: Morning Peak Hour Inbound Vehicle Volumes
- Figure E2: Evening Peak Hour Outbound Vehicle Volumes
- Figure E3: Morning Peak Period Inbound Vehicle Volumes
- Figure E4: Evening Peak Period Outbound Vehicle Volumes
- Figure E5: Daily Two-Way Vehicle Volumes

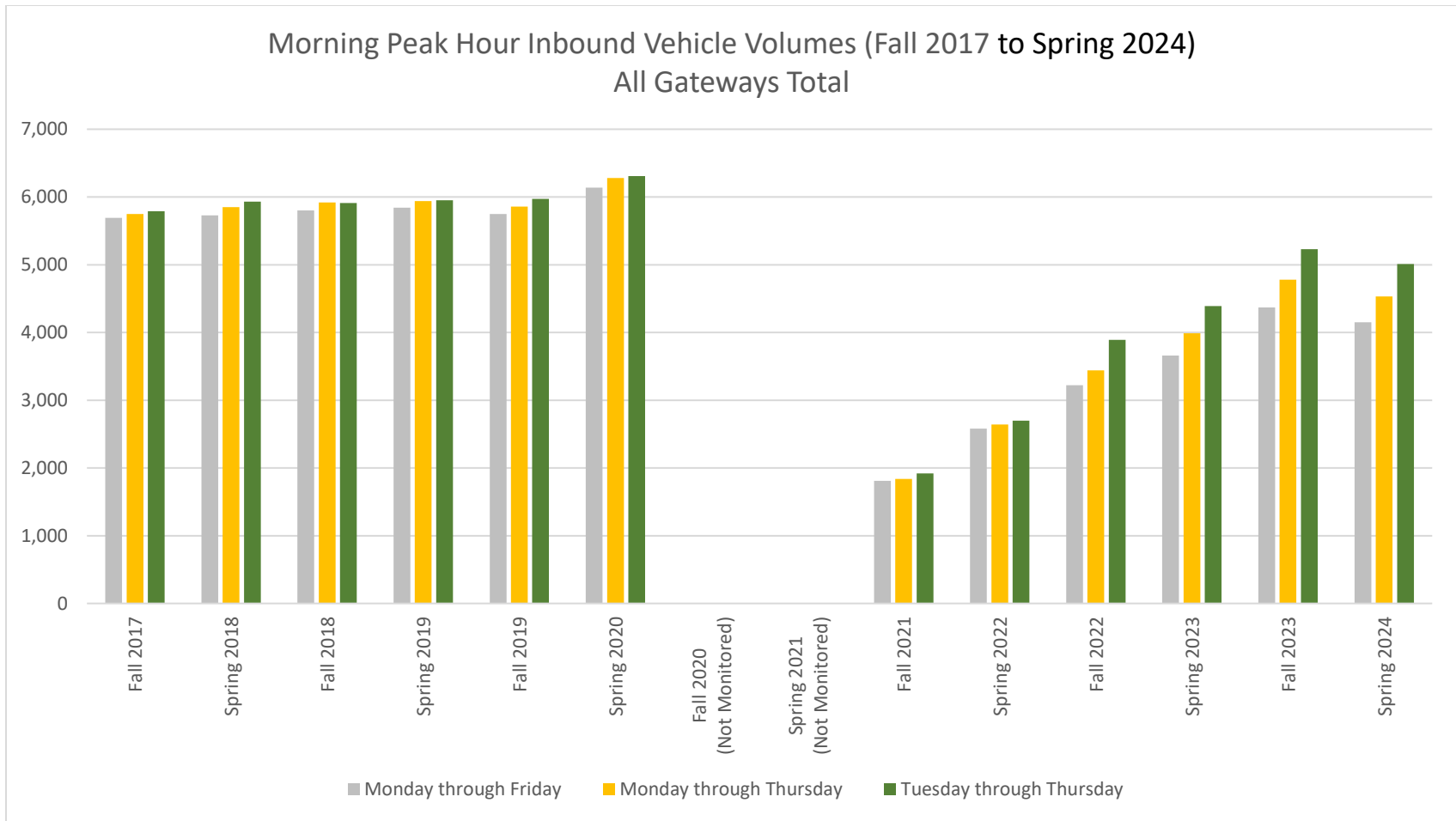


Figure E1: Morning Peak Hour Inbound Vehicle Volumes Comparison

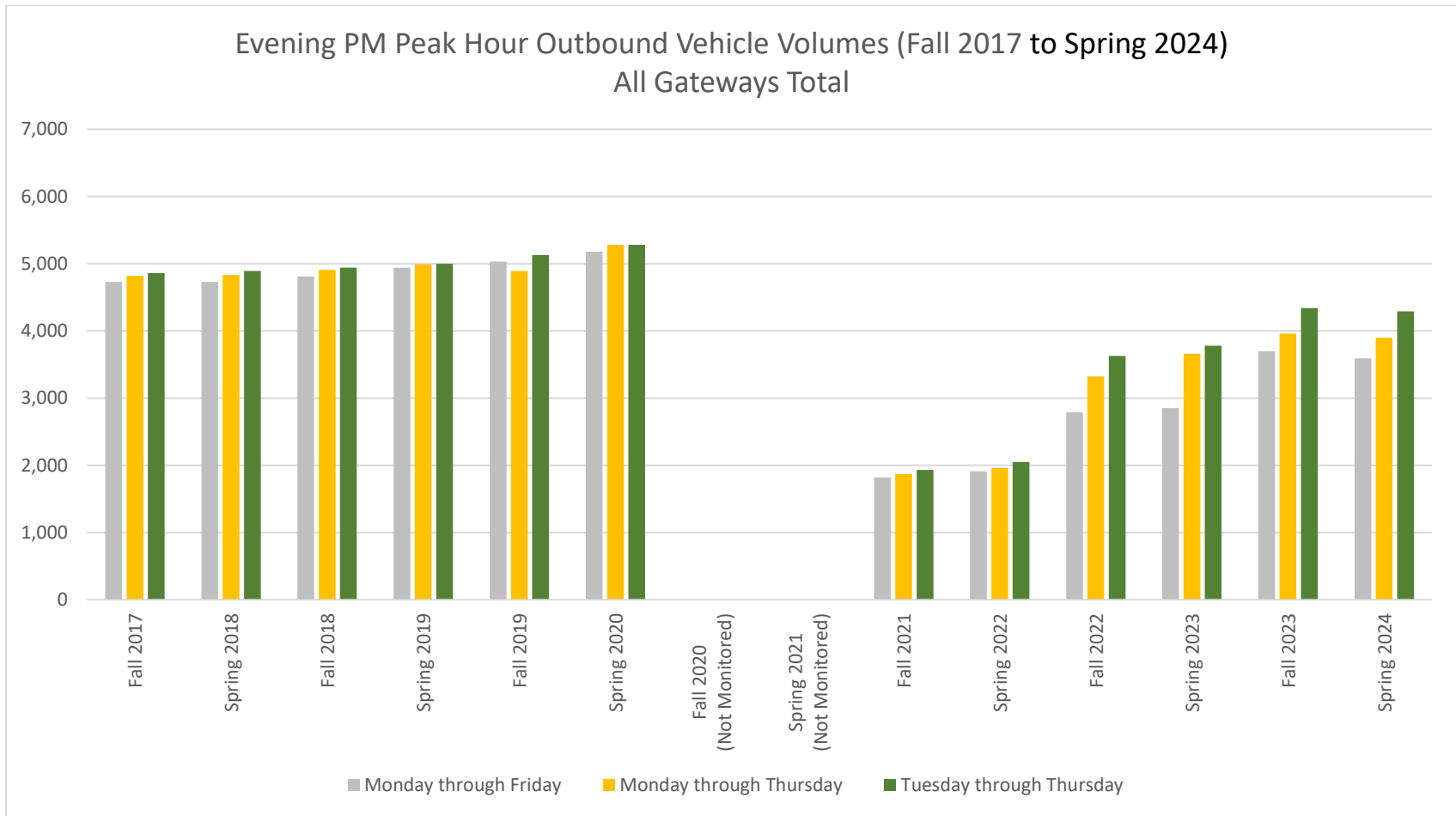


Figure E2: Evening Peak Hour Outbound Vehicle Volumes Comparison

Morning Peak Period Inbound Vehicle Volumes (Fall 2017 to Spring 2024) All Gateways Total

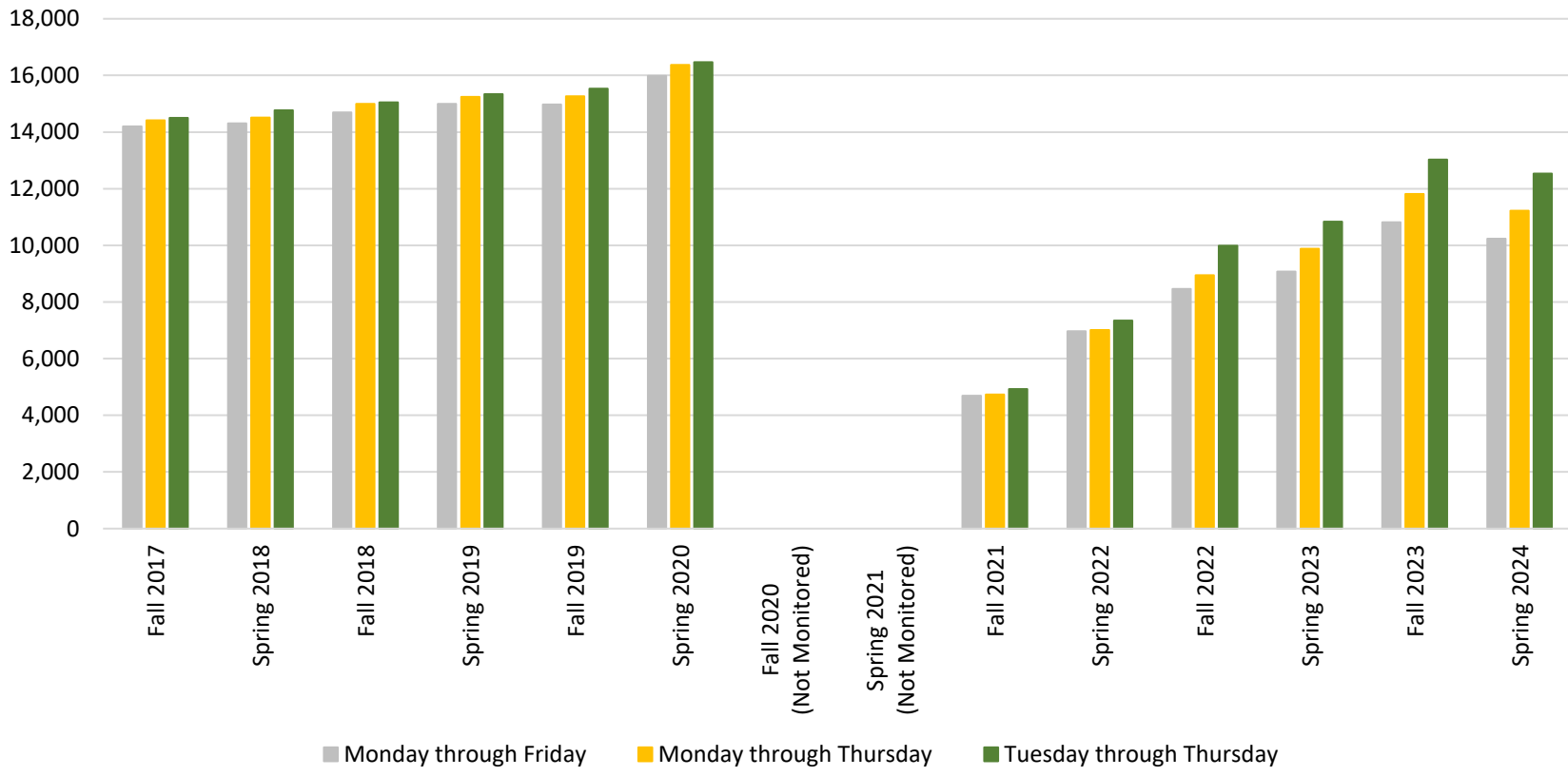


Figure E3: Morning 3-Hour Peak Period Inbound Vehicle Volumes Comparison

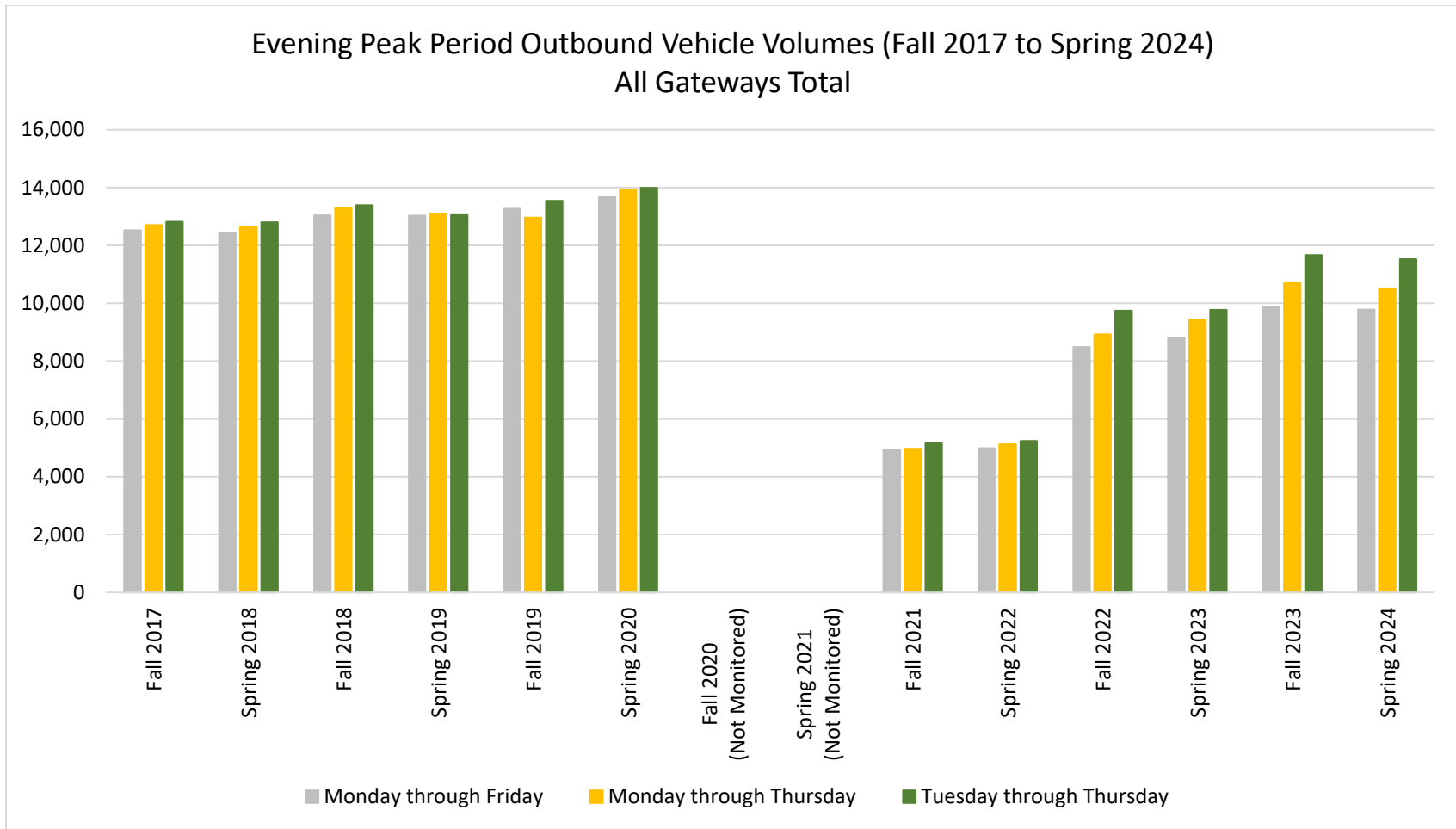


Figure E4: Evening 3-Hour Peak Period Inbound Vehicle Volumes Comparison

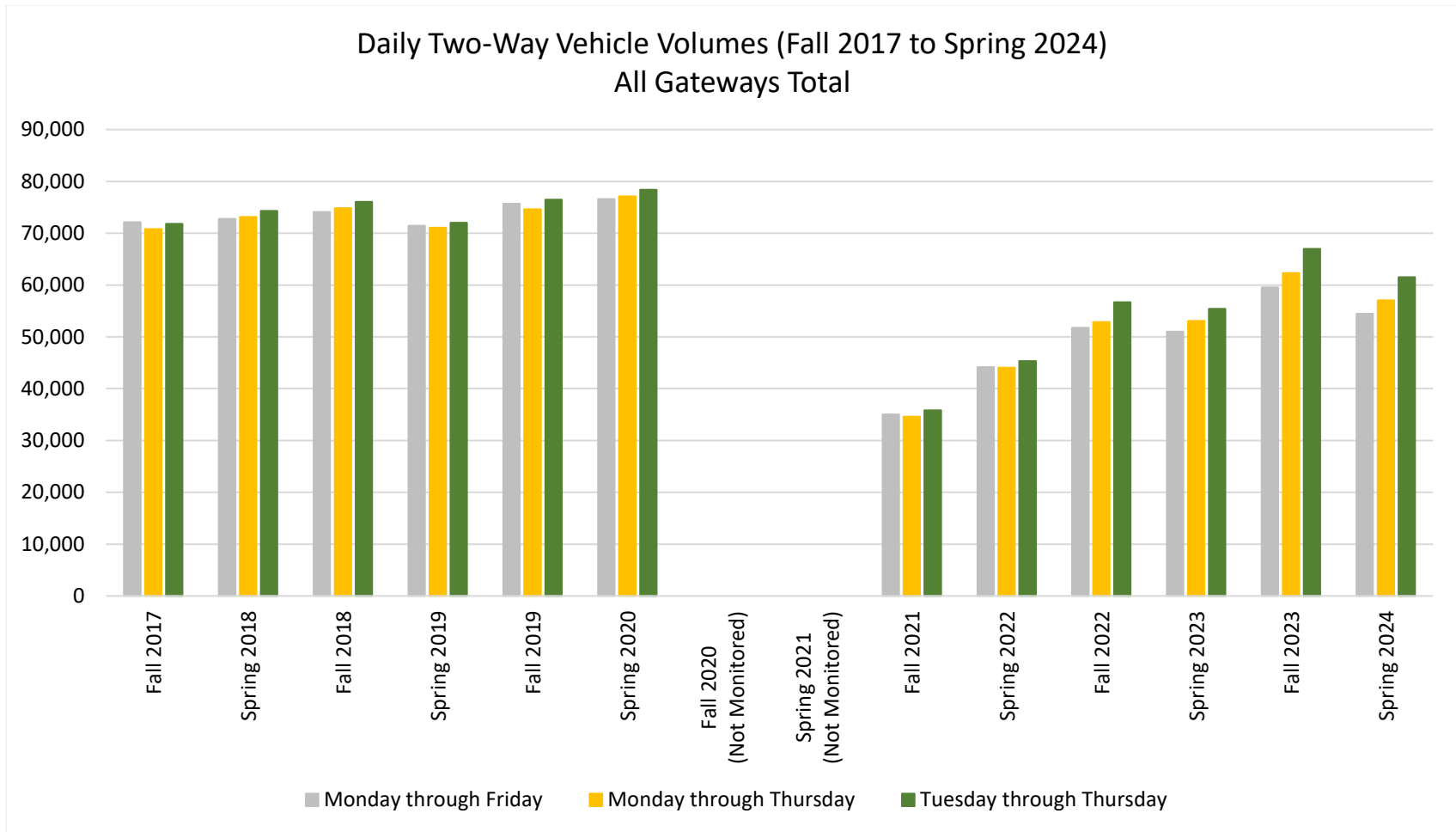


Figure E5: Daily Vehicle Volumes Comparison